



multi asset, multi manager

Stepping stones to a  
**greater tomorrow!**

**AUM - US\$ 2 BILLION<sup>+</sup>**  
**(Rs. 16,500 crore<sup>+</sup>)**

quant mutual fund

**FACTSHEET**

December 2022

## Table of content

### Scheme Details

▪ quant Liquid Fund	5
▪ quant Active Fund	7
▪ quant Small Cap Fund	9
▪ quant Tax Plan	11
▪ quant Mid Cap Fund	13
▪ quant Infrastructure Fund	15
▪ quant Absolute Fund	17
▪ quant Flexi Cap Fund	19
▪ quant Value Fund	21
▪ quant Multi Asset Fund	22
▪ quant Large & Mid Cap Fund	24
▪ quant Large Cap Fund	26
▪ quant Focused Fund	27
▪ quant ESG Equity Fund	29
▪ quant Quantamental Fund	31
<b>Dividend History</b>	<b>33</b>
<b>Glossary</b>	<b>35</b>
<b>Point of Service (PoS) Location</b>	<b>36</b>

**Disclaimer:** The Factsheet is for general reading purpose only and is not meant to serve as a professional guide. This document has been prepared on the basis of publicly available information, internally developed data and other sources believed to be reliable. The Sponsor, the Investment Manager, the Trustee or any of their respective directors, employees, affiliates or representatives (“entities & their affiliates”) do not assume any responsibility for, or warrant the authenticity, accuracy, completeness, adequacy and reliability of such information. Whilst no action has been solicited based upon the information provided herein; due care has been taken to ensure that the facts are accurate and opinions given are fair and reasonable. This information is not intended to be an offer or solicitation for the purchase or sale of any financial product or instrument. Recipients of this information are advised to rely on their own analysis, interpretations & investigations. Readers are also advised to seek independent professional advice order to arrive at an informed investment decision. Entities & their affiliates shall not be liable for any direct, indirect, special, incidental, consequential, punitive or exemplary damages, including loss of profits, arising in any way from the information contained in this material. Entities & their affiliates including persons involved in the preparation or issuance of this material may from time to time have long or short positions in and buy or sell the securities there of, of company (ies)/ specific economic sectors mentioned herein. NAV of the plan/option of certain schemes are not provided for certain cases as the NAV was not computed because there were no investors as on the date on which the NAV details are provided.

**Mutual Fund investments are subject to market risks, read all scheme related documents carefully**

## INVESTMENT PHILOSOPHY



active



absolute



unconstrained

In a dynamic world that is continuously changing due to technology and increasingly volatile geopolitics, passive investment strategies can no longer outperform. Alpha belongs to active strategies that can invest in sync with the dynamics at play.

Being relevant comes by staying active.

We believe consistent outperformance requires complete freedom from looking at the world relatively. It is why we design investment strategies with an absolute objective irrespective of market conditions. With this absolute objective, comes clarity of thought.

Being relevant requires an absolute focus on returns.

Embedded within our processes and systems is the conviction that the surest way to success in investing is through cultivation of a multitude of opinions and perspectives. By bringing together this diversity of ideas within our investment framework, we aim to unearth every possible opportunity in any set of circumstances.

Being relevant means having an unconstrained perspective.

## CORE BELIEF

### *Fundamental is the atman, Liquidity the prana, Sentiments the maya*

One of the oldest scriptures and philosophy in the world is the Vedic philosophy. These scriptures are a comprehensive effort to describe all aspects of the universe and human existence. To undertake this gigantic task, they rely on three core ideas - Atman, Prana and Maya. These ideas are the inspiration for our perspective on investment research and money management.

FUNDAMENTAL  
IS  
THE **atman**

'Atman' is the 'true' or 'absolute' self of a person, beyond all names and subjective judgements that the world and the person choose to apply on themselves. In that sense, real assets and profit-generating capacity of all economic entities and participants are the 'fundamentals' underlying every kind of market. **Without the Atman, an individual cannot exist. Similarly, without fundamentals, value cannot persist.**

LIQUIDITY  
THE **prana**

'Prana' refers to universal energy in all its forms. It is the vibrational force that makes every electron and atom vibrate and move. For markets, the dynamic flow of money which we study as liquidity, enables participants to undertake economic activity and create an ecosystem. **While Prana enables life, liquidity imparts a 'value' to assets and organisations.**

SENTIMENTS  
THE **maya**

'Maya' depicts the illusion of this world as subjectively experienced by all humans. Each person imagines the world to be in a peculiar way, based on their own opinions and perceptions, and lives accordingly. 'Price' is the illusion market participants assign to every economic unit, according to their subjective ideas of the present and the future, based on a myriad assumptions, experiences and predictions. **Maya is the intricate illusion of this universe created by our minds and price is the ever-changing perception of economic value created by investors.**

## INVESTMENT PRINCIPLES

**MEASURABLE  
IS RELIABLE**

### Measurable is reliable

For success in investing, discipline is of more importance than any other attribute of the investment process. Our battle-tested suite of proprietary valuation, liquidity and risk indicators along with extensive financial modelling ensure that we consistently deliver superior results.

**QUANTAMENTAL  
INVESTING**

### Quantamental investing

While measurable is reliable, we also believe the economy and markets cannot be captured completely by models and indicators. Human judgement that comes from years of trading and investing experience has immense value. For optimal results, our decision-making seeks to find the harmony between objectivity and subjectivity.

**MULTI ASSET  
MANAGER**

### Multi-asset, multi-manager

We believe that safeguarding investor wealth is paramount. Apart from reducing risk by investing across asset classes, we take diversification to another dimension by ensuring every investment decision comes from a focused discussion between investment managers with a diverse set of capabilities and experience.

**MONEY FLOWS  
FROM ONE  
ASSET CLASS  
TO ANOTHER**

### Money flows from one asset class to another.

Money is a form of economic energy - the quantification of human effort. As the world evolves, a dynamic set of ideas continuously lead the change. Money flows and grows with these pioneering ideas. Identifying them and the specific assets that benefit is the surest and most consistent method for generating wealth.

**TIMING IS  
EVERYTHING**

### Timing is everything

In our framework, time is a critical aspect of investing as the three dimensions of Valuation, Liquidity and Risk interact and move together in cycles across different periods. Alpha generation is optimised only by sanguine identification of the extremes.

## quant Global Research (qGR) PREDICTIVE ANALYTICS | ACTIONABLE INDICATORS



Market moves are highly dependent on the aptitude and appetite of market participants. To address this, we at qGR track several proprietary indicators which **measure market sentiments from different perspectives**. Extreme euphoria or fear can be gauged by many of these indicators, **helping us to deduce how players are positioned and how they react to a particular situation**. Once we understand investor behavior through these indicators, we can identify times when players are being irrational or making illogical decisions or showing signs of exuberance/paranoia.

qGR objectively follows this paradigm, ever enhancing domain knowledge with technology as an enabler, to develop tools and techniques, and translating them into **indicators that have accurately been able to identify cross asset and cross market inflexion points**.

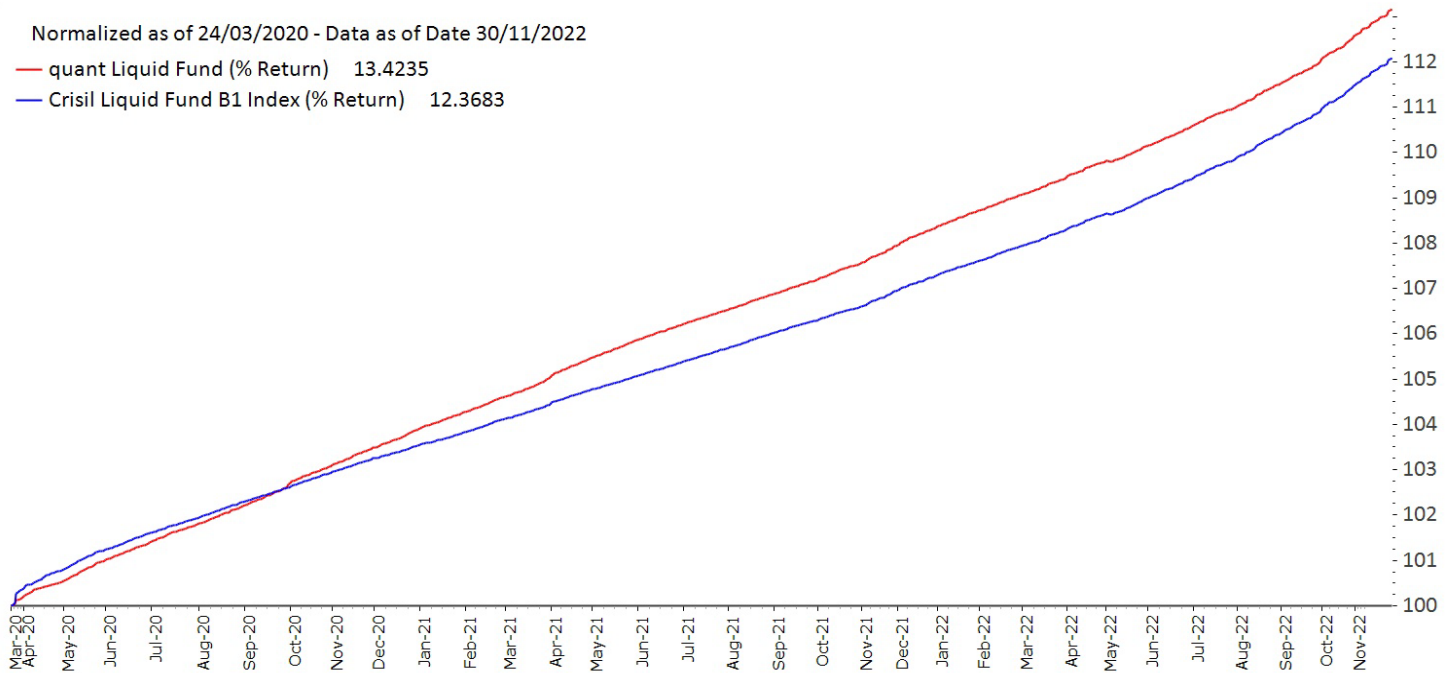
qGR predictive analytics indicators are **identifiers of inflexion points and opportunities in the complex investing environment**. They provide clarity during difficult times when there are many questions that entail event and polity risk.

# quant Liquid Fund


Normalized as of 24/03/2020 - Data as of Date 30/11/2022

— quant Liquid Fund (% Return) 13.4235


— Crisil Liquid Fund B1 Index (% Return) 12.3683



The Liquid Fund has delivered a return of 13.16% and outperformed its benchmark by ~115bps in the period March 24,2020 – November 30,2022. With a track record of zero default in the investments since inception, we believe in superior risk adjusted returns



An open ended liquid scheme



Bringing the

**LUCRATIVE**

in

**FLUIDITY**

**INVEST IN OUR PHILOSOPHY**

active | absolute | unconstrained

Mutual Funds investments are subject to market risks, read all scheme related documents carefully

Get in touch with us at, Tel: +91 22 6295 5000 | Call / WhatsApp: +91 99 20 21 22 23 | E-Mail: help.mf@quant.in | Website: www.quantmutual.com

## SCHEME SNAPSHOT

### INVESTMENT OBJECTIVE

The investment objective of the scheme is to generate income through a portfolio comprising money market and debt instruments. There is no assurance that the investment objective of the Scheme will be realized.

### DATE OF INCEPTION\*

03 October 2005

### FUND MANAGER

Sanjeev Sharma

### NAV as on 30 November 2022

Growth Option - Direct Plan	35.4631
Growth Option	34.7877
Monthly IDCW Option - Direct Plan	15.5249
Monthly IDCW Option	15.1634
Weekly IDCW Option - Direct Plan	14.0377
Weekly IDCW Option	13.3560
Daily IDCW Option - Direct Plan	13.2438
Daily IDCW Option	12.9036
Unclaimed Dividend	
Investor Education Plan-Growth Option	11.0279
Unclaimed Dividend-Growth Option	11.0286
Unclaimed Redemption	
Investor Education Plan-Growth Option	11.0279
Unclaimed Redemption Plan-Growth Option	11.0381

### MINIMUM INVESTMENT

5000/- and multiple of Re. 1/-

### SUBSEQUENT INVESTMENT

1000/- and multiple of Re. 1/-

### EXPENSE RATIO

Please [click here](#)

### LOAD STRUCTURE

Entry	Nil
Exit (w.e.f. October 20, 2019)	
Investor exit upon subscription / switch-In	Exit Load as a % of redemption Proceeds
Day 1	0.0070%
Day 2	0.0065%
Day 3	0.0060%
Day 4	0.0055%
Day 5	0.0050%
Day 6	0.0045%
Day 7 onwards	0.0000%

Average Maturity	20 Days
Modified Duration	18 Days
Macaulay Duration	20 Days
Yield to Maturity	5.21%

**FUND SIZE** 1,293.53 Crore

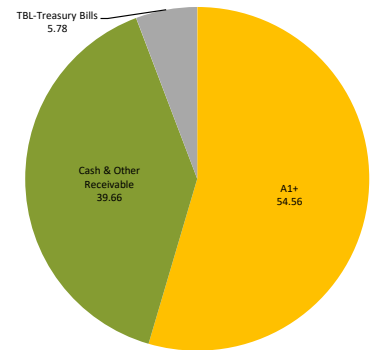
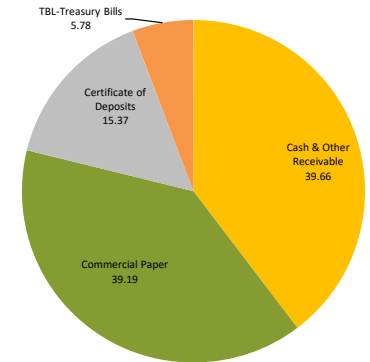
### BENCHMARK INDEX

CRISIL LIQUID FUND B1 INDEX

## PORTFOLIO TOP HOLDING

Company	Rating	% TO NAV
EXIM Bank CP 05-Dec-2022	A1+	3.86
ICICI Securities Ltd CP 12-Dec-2022	A1+	3.86
Bharti Telecom Limited CP 13-Dec-2022	A1+	3.86
SIDBI CP 16-Dec-2022	A1+	3.86
JK Cement Limited CP 19-Dec-2022	A1+	3.85
SRF LTD CP 26-Dec-2022	A1+	3.85
Bajaj Housing Finance Ltd CP 20-Jan-2023	A1+	3.83
ICICI Securities Ltd CP 30-Jan-2023	A1+	3.82
L&T Finance Ltd CP 09-Feb-2023	A1+	3.81
Action Const. Equip. Ltd CP 30-Dec-2022	A1+	2.69
Motilal Oswal Fin Ser Ltd CP 14-Feb-2023	A1+	1.90
<b>Total Commercial Paper</b>		<b>39.19</b>
Canara Bank CD 21-Dec-2022	A1+	5.78
Kotak Mahindra Bank Ltd CD 23-Dec-2022	A1+	3.85
Indusind Bank Limited CD 10-Feb-2023	A1+	3.81
HDFC Bank Ltd CD 13-Dec-2022	A1+	1.93
<b>Total Certificate of Deposits</b>		<b>15.37</b>
TREPS 01-Dec-2022 DEPO 10		41.30
<b>Cash &amp; Other Receivable</b>		<b>-1.64</b>
<b>Total Cash &amp; Other Receivable</b>		<b>39.66</b>
91 Days Treasury Bill 15-Dec-2022		3.86
91 Days Treasury Bill 05-Jan-2023		1.92
<b>Total TBL-Treasury Bills</b>		<b>5.78</b>
<b>Grand Total</b>		<b>100.00</b>

## RATING PROFILE/ ASSET ALLOCATION (%)

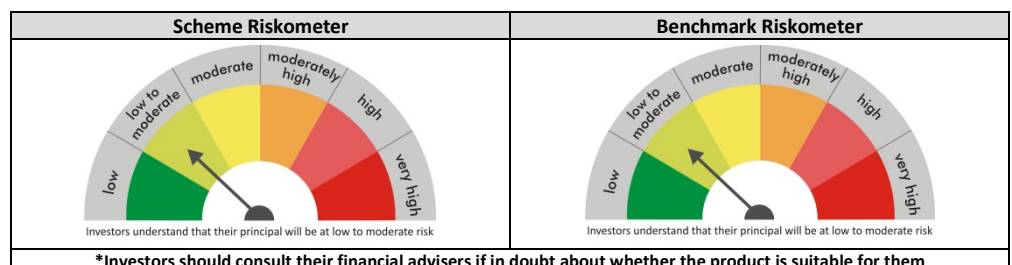


Potential Risk Class			
Credit Risk →	Relatively Low (Class A)	Moderate (Class B)	Relatively High (Class C)
Interest Rate Risk ↓			
Relatively Low (Class I)		B-I	
Moderate (Class II)			
Relatively High (Class III)			

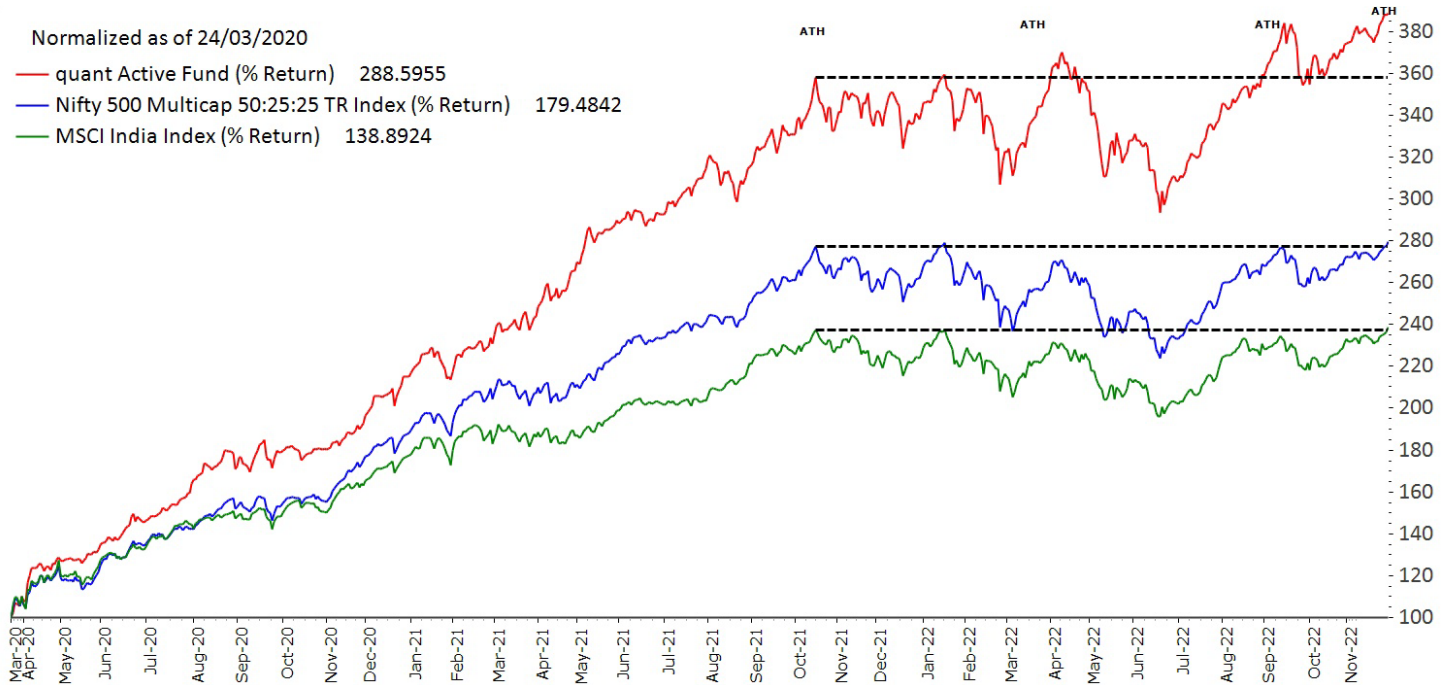
Period	Scheme Return (%)	Benchmark Return (%)	T-Bill	Value of ₹10,000 invested		
				Scheme	Benchmark	1 Year T-Bill
7 Days	0.14%	0.15%	0.13%	10,014	10,015	10,013
15 Days	0.27%	0.29%	0.26%	10,027	10,029	10,026
1 Month	0.52%	0.55%	0.56%	10,052	10,055	10,056
3 Month	1.41%	1.52%	1.53%	10,141	10,152	10,153
6 Month	2.61%	2.85%	2.91%	10,261	10,285	10,291
Last 1 Year	4.57%	4.81%	4.13%	10,457	10,481	10,413
Last 3 Years	4.55%	4.40%	5.14%	11,427	11,379	11,623
Last 5 Years	5.58%	5.53%	6.29%	13,118	13,088	13,566
Since Inception	7.54%	6.84%	N.A.	34,788	31,101	N.A.

Past performance may or may not be sustained in the future. Returns greater than 1 year period are compounded annualized (CAGR). Load is not taken into consideration for computation of performance.

\*Since Inception Date = Date of First allotment in the Scheme / Plan



# quant Active Fund



quant Active Fund is a Multi Cap Fund with an objective to generate capital appreciation & provide long term growth opportunities by investing in a portfolio of Large Cap, Mid Cap and Small Cap companies. The scheme has a return of over 288.60% between March 24,2020 – November 30,2022 with a portfolio beta of 0.99



An open ended equity scheme investing across large cap, mid cap, small cap stocks



We bring the benefits of

## AN ACTIVE LIFESTYLE

to your Investments

---

**INVEST IN OUR PHILOSOPHY**

active | absolute | unconstrained

Mutual Funds investments are subject to market risks, read all scheme related documents carefully

Get in touch with us at, Tel: +91 22 6295 5000 | Call / WhatsApp: +91 99 20 21 22 23 | E-Mail: help.mf@quant.in | Website: www.quantmutual.com

## SCHEME SNAPSHOT

### INVESTMENT OBJECTIVE

The primary investment objective of the scheme is to seek to generate capital appreciation & provide long-term growth opportunities by investing in a portfolio of Large Cap, Mid Cap and Small Cap companies. There is no assurance that the investment objective of the Scheme will be realized.

### DATE OF INCEPTION\*

17 April 2001

### FUND MANAGERS

Ankit Pande | Vasav Sahgal  
Sanjeev Sharma

### NAV as on 30 November 2022

<b>Growth Option</b>	466.4177
<b>GROWTH Option-Direct Plan</b>	493.5066
<b>IDCW Option – Direct Plan</b>	57.1588
<b>IDCW Option</b>	53.3463

### MINIMUM INVESTMENT

5000/- and multiple of Re. 1/-

### SUBSEQUENT INVESTMENT

1000/- and multiple of Re. 1/-

### EXPENSE RATIO

Please [click here](#)

### LOAD STRUCTURE

<b>Entry</b>	Nil
<b>Exit</b>	Nil

### VOLATILITY MEASURES (3 Years)

<b>Standard Deviation *</b>	24.04%
<b>R- Squared</b>	0.82
<b>Beta</b>	0.99
<b>Sharpe Ratio*</b>	0.90

\*Standard Deviation, Sharpe Ratio & Beta are calculated on annualized basis using 3 years history of monthly returns; risk free rate assumed to be 5.96% for calculating Sharpe Ratio (calculated based on annualized CRISIL CBLO Index returns over 3 years)

### PORTFOLIO TURNOVER RATIO

**(1 Year)** 1.20 Times

**FUND SIZE** 3,479.65 Crore

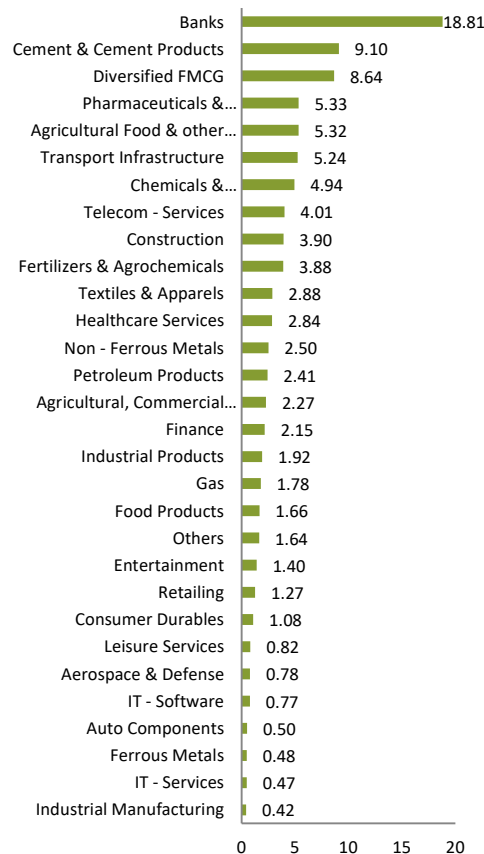
### BENCHMARK INDEX

NIFTY 500 Multicap 50:25:25 TRI

## PORTFOLIO TOP HOLDING

STOCK/ INSTRUMENT	% TO NAV
ITC Limited	8.64
Ambuja Cements Ltd	8.28
State Bank of India	6.32
Adani Ports & Special Economic Zone Ltd	5.24
IRB Infrastructure Developers Limited	3.90
Punjab National Bank	3.68
Patanjali Foods Limited	3.01
Kotak Mahindra Bank Limited	3.01
Fortis Healthcare Ltd	2.84
Linde India Ltd.	2.49
<b>Total of Top 10 Holding</b>	<b>47.42</b>
<b>Equity &amp; Equity Related</b>	<b>99.20</b>
<b>Cash &amp; Other Receivable</b>	<b>0.80</b>
<b>Grand Total</b>	<b>100.00</b>

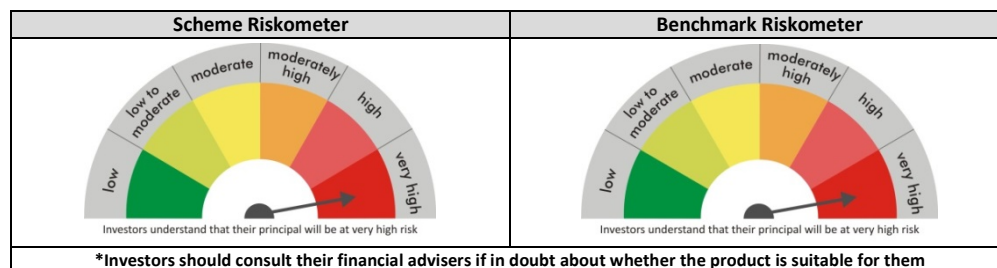
## INDUSTRY/ SECTOR ALLOCATION (%)



Period	Scheme Return	Benchmark Return	NIFTY Return	Value of ₹10,000 invested		
				Scheme	Benchmark	NIFTY
<b>6 Month</b>	17.73%	13.49%	13.85%	11,773	11,349	11,385
<b>1 Year</b>	14.27%	8.90%	11.93%	11,427	10,890	11,193
<b>3 Years</b>	34.48%	21.85%	17.26%	24,320	18,093	16,123
<b>5 Years</b>	21.69%	12.18%	14.32%	26,687	17,767	19,529
<b>Since Inception</b>	19.45%	N.A.	15.79%	466,414	N.A.	238,210

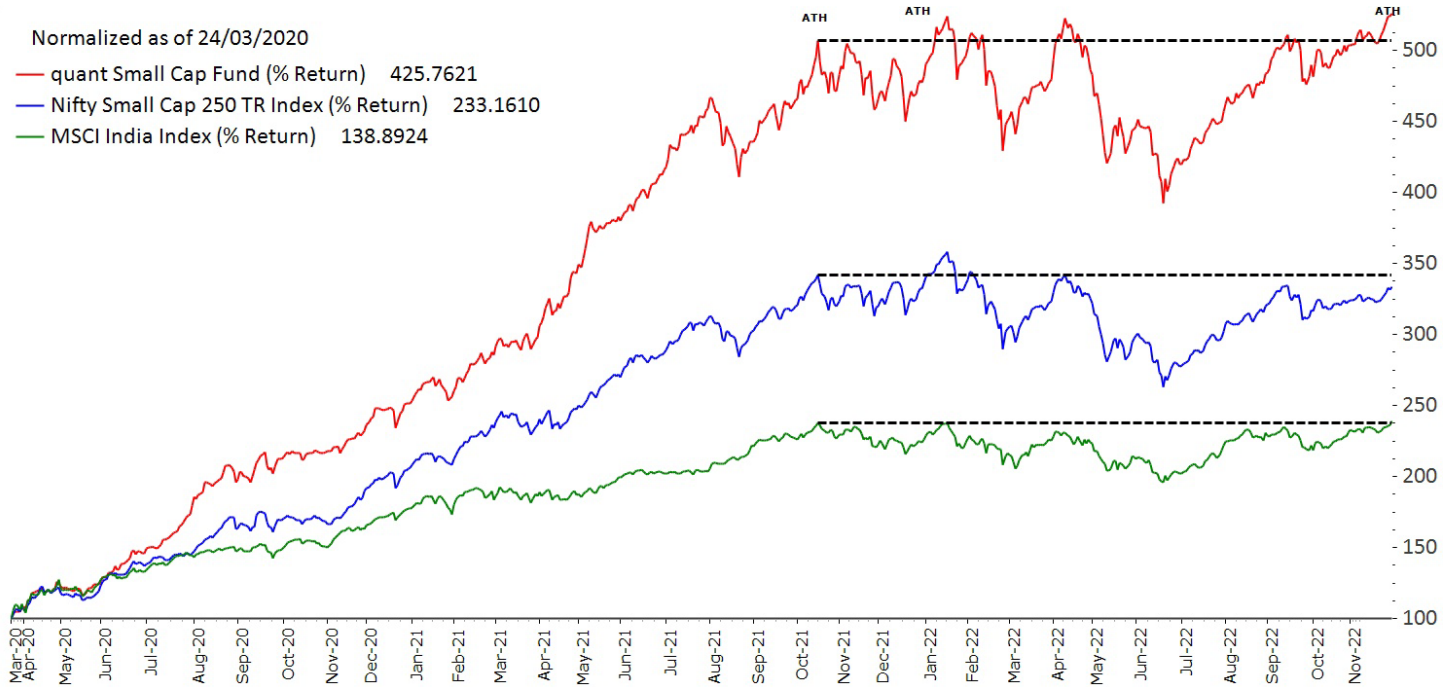
Past performance may or may not be sustained in the future. Returns greater than 1 year period are compounded annualized (CAGR). Load is not taken into consideration for computation of performance.

\*Since Inception Date = Date of First allotment in the Scheme / Plan





# quant Small Cap Fund



quant Small Cap Fund has an objective to generate capital appreciation & provide long term growth opportunities by investing in a portfolio predominantly consisting of Small Cap companies. With the highest returns among quant’s equity-based schemes during the period March 24,2020 – November 30,2022, quant Small Cap Fund has managed to yield a staggering return of 425.76%, with a portfolio beta of 1.07

An open ended equity scheme predominantly investing in small cap stocks

## FINDING THE SAP TO THE SAPLING

**INVEST IN OUR PHILOSOPHY**  
active | absolute | unconstrained

Mutual Funds investments are subject to market risks, read all scheme related documents carefully

Get in touch with us at, Tel: +91 22 6295 5000 | Call / WhatsApp: +91 99 20 21 22 23 | E-Mail: help.mf@quant.in | Website: www.quantmutual.com

## SCHEME SNAPSHOT

### INVESTMENT OBJECTIVE

The primary investment objective of the scheme is to seek to generate capital appreciation & provide long-term growth opportunities by investing in a portfolio of Small Cap companies. There is no assurance that the investment objective of the Scheme will be realized.

### DATE OF INCEPTION\*

29 October 1996

### FUND MANAGERS

Ankit Pande | Vasav Sahgal  
Sanjeev Sharma

### NAV as on 30 November 2022

<b>Growth</b>	142.5199
<b>Growth Option – Direct Plan</b>	150.6829
<b>IDCW Option – Direct Plan</b>	117.7849
<b>IDCW Option</b>	113.3152

### MINIMUM INVESTMENT

5000/- and multiple of Re. 1/-

### SUBSEQUENT INVESTMENT

1000/- and multiple of Re. 1/-

### EXPENSE RATIO

Please [click here](#)

### LOAD STRUCTURE

<b>Entry</b>	Nil
<b>Exit</b>	1% if exit <= 1 Year

### VOLATILITY MEASURES (3 Years)

<b>Standard Deviation *</b>	31.14%
<b>R- Squared</b>	0.82
<b>Beta</b>	1.07
<b>Sharpe Ratio*</b>	0.94

\*Standard Deviation, Sharpe Ratio & Beta are calculated on annualized basis using 3 years history of monthly returns; risk free rate assumed to be 5.96% for calculating Sharpe Ratio (calculated based on annualized CRISIL CBLO Index returns over 3 years)

### PORTFOLIO TURNOVER RATIO

(1 Year) 0.97 Times

**FUND SIZE** 2,580.22 Crore

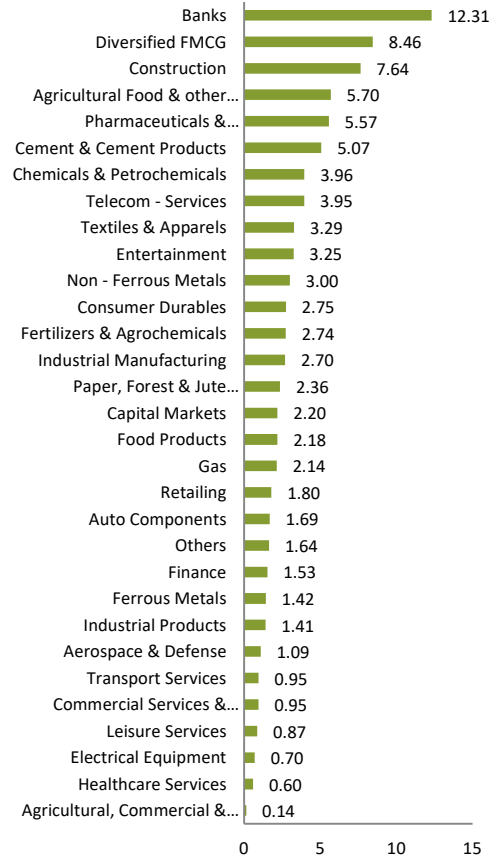
### BENCHMARK INDEX

NIFTY SMALLCAP 250 TRI

## PORTFOLIO TOP HOLDING

STOCK/ INSTRUMENT	% TO NAV
ITC Limited	8.46
IRB Infrastructure Developers Limited	6.13
RBL Bank Limited	5.24
Punjab National Bank	4.61
HFCL Limited	3.95
The India Cements Limited	3.27
Hindustan Copper Limited	3.00
TV18 Broadcast Ltd	2.58
Archean Chemical Industries Limited	2.21
Bikaji Foods International Limited	2.18
<b>Total of Top 10 Holding</b>	<b>41.64</b>
<b>Equity &amp; Equity Related</b>	<b>94.04</b>
<b>Cash &amp; Other Receivable</b>	<b>5.96</b>
<b>Grand Total</b>	<b>100.00</b>

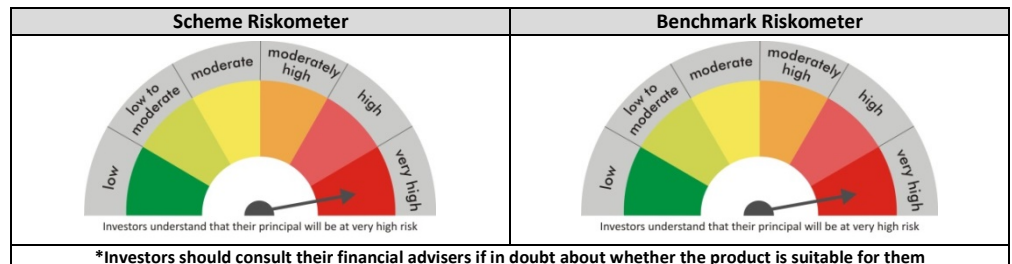
## INDUSTRY/ SECTOR ALLOCATION (%)



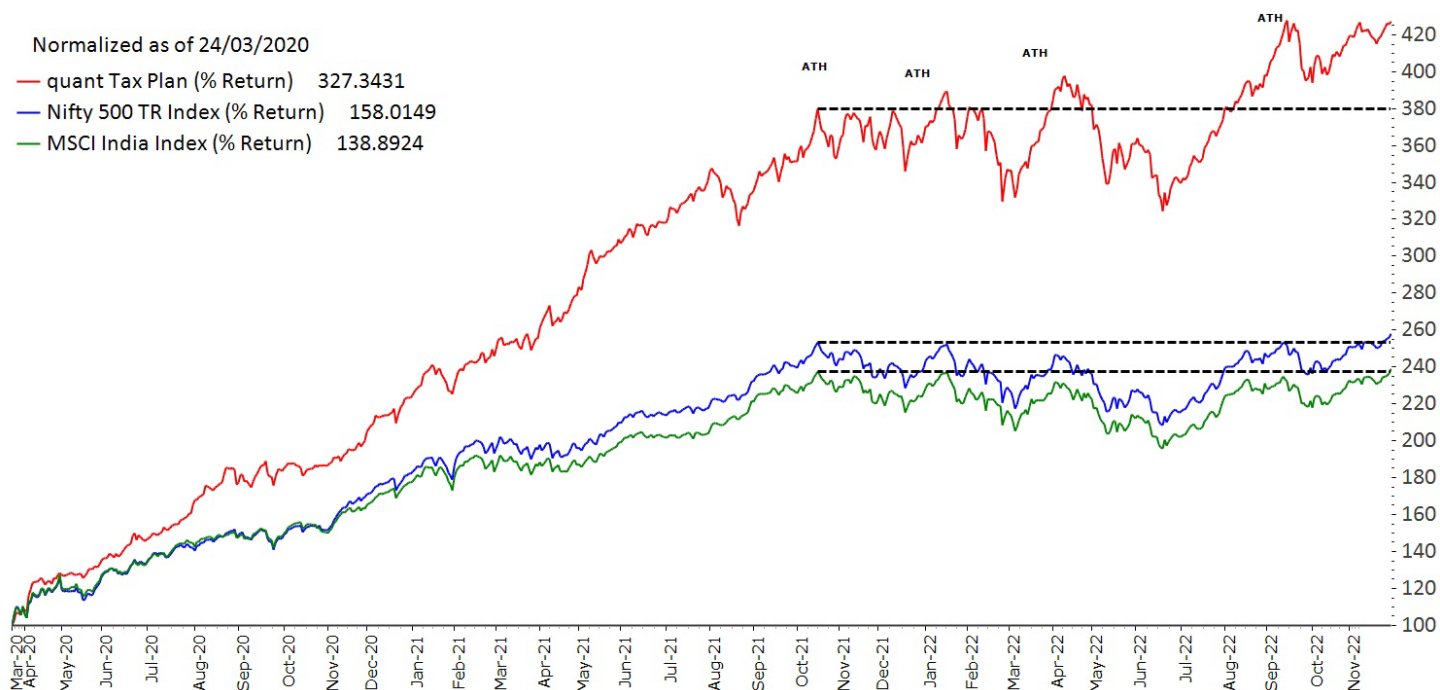
Period	Scheme Return	Benchmark Return	NIFTY Return	Value of ₹10,000 invested		
				Scheme	Benchmark	NIFTY
<b>6 Month</b>	17.35%	12.11%	13.85%	11,735	11,211	11,385
<b>1 Year</b>	12.56%	4.45%	11.93%	11,256	10,445	11,193
<b>3 Years</b>	51.85%	27.21%	17.26%	35,013	20,584	16,123
<b>5 Years</b>	22.73%	7.97%	14.32%	27,841	14,674	19,529
<b>Since Inception</b>	10.72%	N.A.	N.A.	142,520	N.A.	N.A.

Past performance may or may not be sustained in the future. Returns greater than 1 year period are compounded annualized (CAGR). Load is not taken into consideration for computation of performance.


\*Since Inception Date = Date of First allotment in the Scheme / Plan



# quant Tax Plan



quant Tax Plan is an ELSS Scheme with an objective of Capital Appreciation by investing predominantly in a well-diversified portfolio of Equity Shares with growth potential. The scheme has a return of 327.34% between March 24,2020 – November 30,2022 with a portfolio beta of 1.03



An open ended equity linked saving scheme with a statutory lock in of 3 years and tax benefit



## WE BRING THE GAINS

IN YOUR TAXES\*

\*under Section 80C of the Income Tax Act, investments in tax saving (or planning) mutual funds qualify for tax deductions of up to Rs 1.5 lakh in a financial year

### INVEST IN OUR PHILOSOPHY

active | absolute | unconstrained

Mutual Funds investments are subject to market risks, read all scheme related documents carefully

Get in touch with us at, Tel: +91 22 6295 5000 | Call / WhatsApp: +91 99 20 21 22 23 | E-Mail: help.mf@quant.in | Website: www.quantmutual.com

## SCHEME SNAPSHOT

### INVESTMENT OBJECTIVE

The investment objective of the Scheme is to generate Capital Appreciation by investing predominantly in a well-diversified portfolio of Equity Shares with growth potential. There is no assurance that the investment objective of the Scheme will be realized.

### DATE OF INCEPTION\*

13 April 2000

### FUND MANAGERS

Ankit Pande | Vasav Sahgal

### NAV as on 30 November 2022

<b>Growth Option – Direct Plan</b>	276.3675
<b>Growth Option</b>	254.5297
<b>IDCW Option - Direct Plan</b>	36.8405
<b>IDCW Option</b>	35.3315

### MINIMUM INVESTMENT

500/- and multiple of Re. 1/-

### SUBSEQUENT INVESTMENT

500/- and multiple of Re. 1/-

### EXPENSE RATIO

Please [click here](#)

### LOAD STRUCTURE

<b>Entry</b>	Nil
<b>Exit</b>	Nil
Lock-in of 3 years being ELSS	

### VOLATILITY MEASURES (3 Years)

<b>Standard Deviation *</b>	24.31%
<b>R- Squared</b>	0.78
<b>Beta</b>	1.03
<b>Sharpe Ratio*</b>	0.95

\*Standard Deviation, Sharpe Ratio & Beta are calculated on annualised basis using 3 years history of monthly returns; risk free rate assumed to be 5.96% for calculating Sharpe Ratio (calculated based on annualised CRISIL CBLO Index returns over 3 years)

### PORTFOLIO TURNOVER RATIO

(1 Year) 1.41 Times

### FUND SIZE

2327.41 Crore

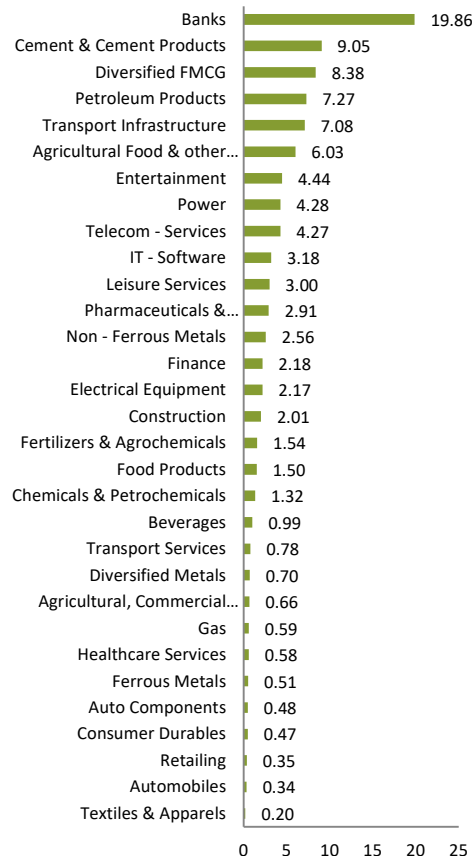
### BENCHMARK INDEX

NIFTY 500 TRI

## PORTFOLIO TOP HOLDING

STOCK/ INSTRUMENT	% TO NAV
Ambuja Cements Ltd	9.05
ITC Limited	8.38
State Bank of India	7.54
Adani Ports & Special Economic Zone Ltd	7.08
Reliance Industries Limited	6.72
Patanjali Foods Limited	4.32
NTPC Limited	4.28
Kotak Mahindra Bank Limited	3.70
Punjab National Bank	3.66
Indian Hotels Co Ltd	3.00
<b>Total of Top 10 Holding</b>	<b>57.76</b>
<b>Equity &amp; Equity Related</b>	<b>99.71</b>
<b>Cash &amp; Other Receivable</b>	<b>0.29</b>
<b>Grand Total</b>	<b>100.00</b>

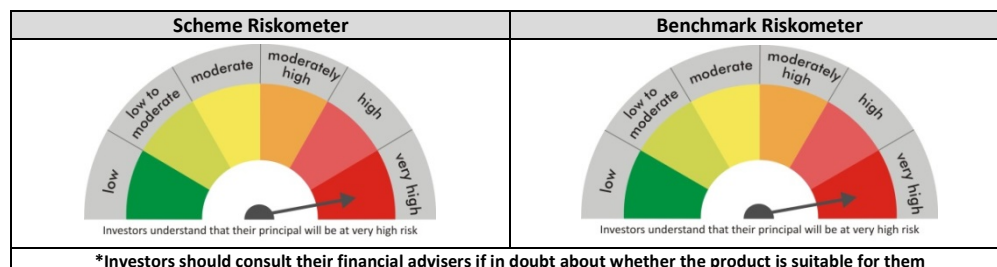
## INDUSTRY/ SECTOR ALLOCATION (%)



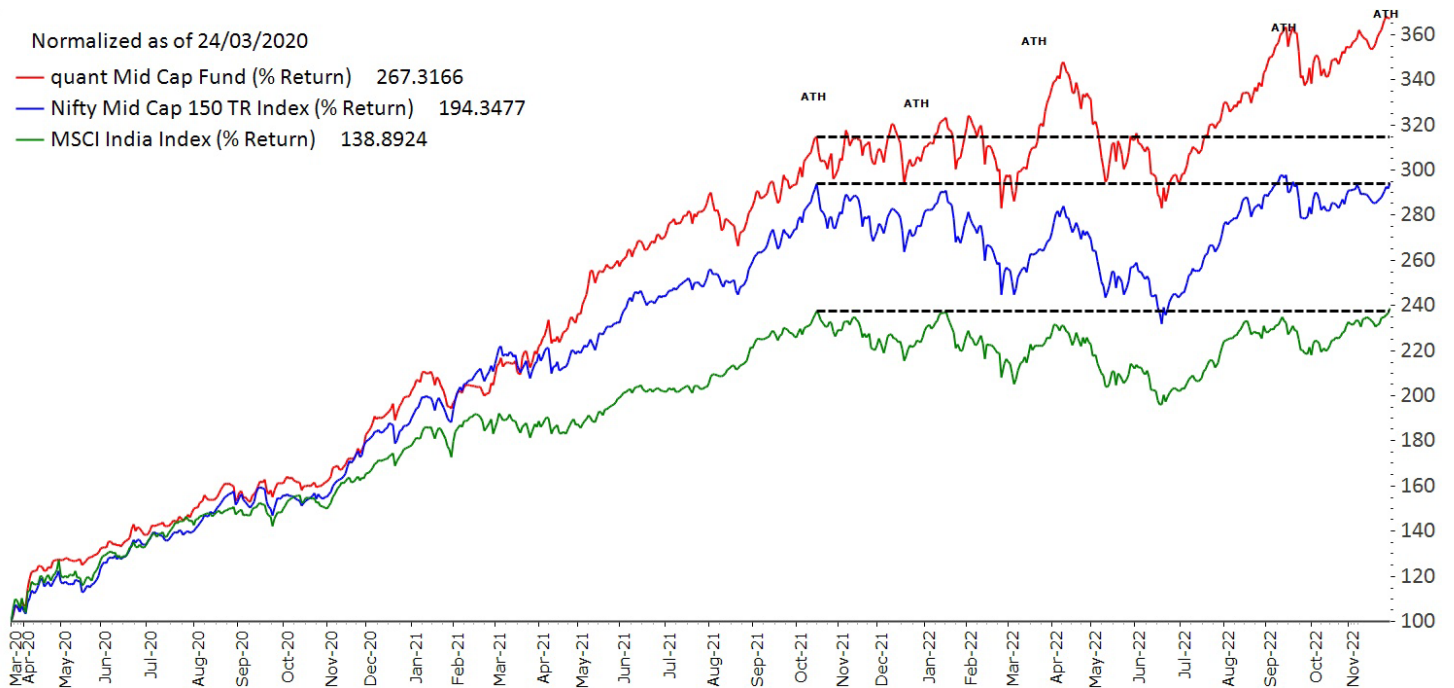
Period	Scheme Return	Benchmark Return	NIFTY Return	Value of ₹10,000 invested		
				Scheme	Benchmark	NIFTY
<b>6 Month</b>	17.45%	13.66%	13.85%	11,745	11,366	11,385
<b>1 Year</b>	17.49%	10.20%	11.93%	11,749	11,020	11,193
<b>3 Years</b>	38.19%	18.87%	17.26%	26,388	16,795	16,123
<b>5 Years</b>	22.25%	13.04%	14.32%	27,305	18,456	19,529
<b>Since Inception</b>	15.38%	13.50%	13.29%	254,531	175,703	168,310

Past performance may or may not be sustained in the future. Returns greater than 1 year period are compounded annualized (CAGR). Load is not taken into consideration for computation of performance.

\*Since Inception Date = Date of First allotment in the Scheme / Plan



# quant Mid Cap Fund



quant Mid Cap Fund has an investment objective to seek to generate capital appreciation & provide long term growth opportunities by investing in a portfolio predominantly consisting of Mid Cap companies. The scheme has yielded a return of 267.32% in between March 24,2020 – November 30,2022 with a portfolio beta of 0.99

An open ended equity scheme predominantly investing in mid cap stocks

**MAKING  
THE MIDDLE CHILD  
HIT  
THE HOME RUN**

**INVEST IN OUR PHILOSOPHY**  
active | absolute | unconstrained

Mutual Funds investments are subject to market risks, read all scheme related documents carefully

Get in touch with us at, Tel: +91 22 6295 5000 | Call / WhatsApp: +91 99 20 21 22 23 | E-Mail: help.mf@quant.in | Website: www.quantmutual.com

## SCHEME SNAPSHOT

### INVESTMENT OBJECTIVE

The primary investment objective of the scheme is to seek to generate capital appreciation & provide long-term growth opportunities by investing in a portfolio of Mid Cap companies. There is no assurance that the investment objective of the Scheme will be realized.

### DATE OF INCEPTION\*

20 March 2001

### FUND MANAGERS

Ankit Pande | Vasav Sahgal  
Sanjeev Sharma

### NAV as on 30 November 2022

<b>Growth Option - Direct Plan</b>	149.6650
<b>Growth Option</b>	138.4518
<b>IDCW Option - Direct Plan</b>	52.8266
<b>IDCW Option</b>	49.1816

### MINIMUM INVESTMENT

5000/- and multiple of Re. 1/-

### SUBSEQUENT INVESTMENT

1000/- and multiple of Re. 1/-

### EXPENSE RATIO

Please [click here](#)

### LOAD STRUCTURE

<b>Entry</b>	Nil
<b>Exit</b>	0.5% if exit <= 3 Months

### VOLATILITY MEASURES (3 Years)

<b>Standard Deviation *</b>	23.34%
<b>R- Squared</b>	0.77
<b>Beta</b>	0.99
<b>Sharpe Ratio*</b>	0.79

\*Standard Deviation, Sharpe Ratio & Beta are calculated on annualised basis using 3 years history of monthly returns; risk free rate assumed to be 5.96% for calculating Sharpe Ratio (calculated based on annualised CRISIL CBLO Index returns over 3 years)

### PORTFOLIO TURNOVER RATIO

(1 Year) 1.89 Times

**FUND SIZE** 1,272.71 Crore

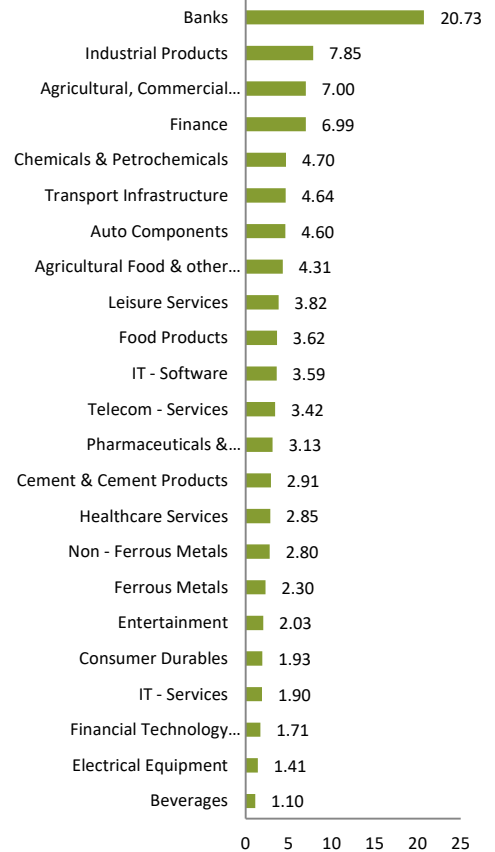
### BENCHMARK INDEX

NIFTY MIDCAP 150 TRI

## PORTFOLIO TOP HOLDING

STOCK/ INSTRUMENT	% TO NAV
Punjab National Bank	7.86
Escorts Kubota Limited	7.00
Union Bank of India	6.67
Linde India Ltd.	4.70
Adani Ports & Special Economic Zone Ltd	4.64
Bosch Limited	4.60
Canara Bank	4.45
Patanjali Foods Limited	4.31
Indian Hotels Co Ltd	3.82
Bikaji Foods International Limited	3.62
<b>Total of Top 10 Holding</b>	<b>51.68</b>
<b>Equity &amp; Equity Related</b>	<b>99.33</b>
<b>Cash &amp; Other Receivable</b>	<b>0.67</b>
<b>Grand Total</b>	<b>100.00</b>

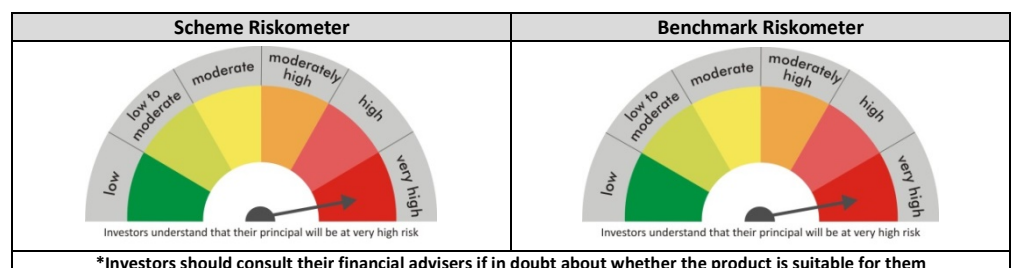
## INDUSTRY/ SECTOR ALLOCATION (%)



Period	Scheme Return	Benchmark Return	NIFTY Return	Value of ₹10,000 invested		
				Scheme	Benchmark	NIFTY
<b>6 Month</b>	16.15%	14.62%	13.85%	11,615	11,462	11,385
<b>1 Year</b>	19.13%	8.74%	11.93%	11,913	10,874	11,193
<b>3 Years</b>	34.88%	25.30%	17.26%	24,539	19,670	16,123
<b>5 Years</b>	20.05%	12.87%	14.32%	24,935	18,320	19,529
<b>Since Inception</b>	12.88%	N.A.	15.25%	138,451	N.A.	217,361

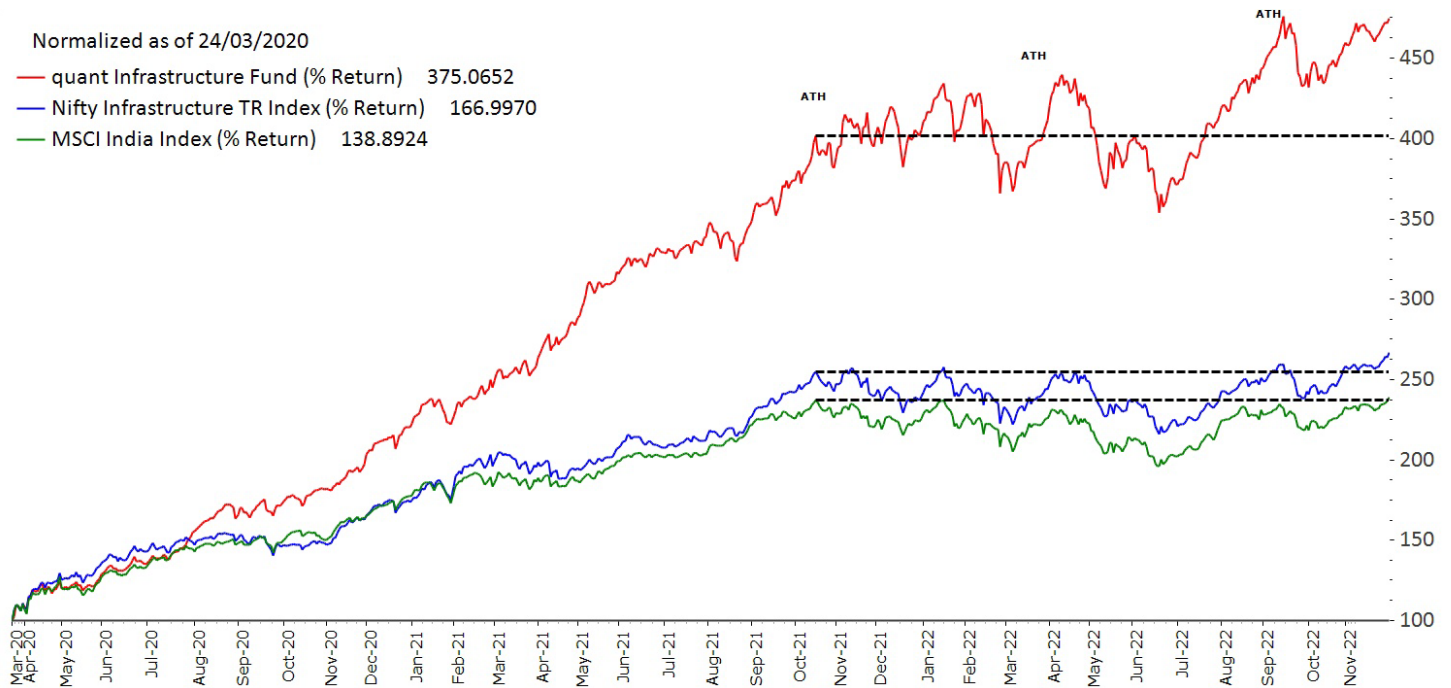
Past performance may or may not be sustained in the future. Returns greater than 1 year period are compounded annualized (CAGR). Load is not taken into consideration for computation of performance.

\*Since Inception Date = Date of First allotment in the Scheme / Plan




\*Investors should consult their financial advisers if in doubt about whether the product is suitable for them


# quant Infrastructure Fund



quant Infrastructure Fund – a thematic fund – has an investment objective to seek to generate capital appreciation & provide long term growth opportunities by investing in a portfolio of companies operating directly and indirectly in the Infrastructure sector. This scheme has a return of 375.07% between March 24,2020 – November 30,2022 with a portfolio beta of 1.09



An open ended equity scheme investing in the Infrastructure sector



**BUILDING OUR WAY**  
THROUGH TO YOU.

**INVEST IN OUR PHILOSOPHY**  
active | absolute | unconstrained

Mutual Funds investments are subject to market risks, read all scheme related documents carefully

Get in touch with us at, Tel: +91 22 6295 5000 | Call / WhatsApp: +91 99 20 21 22 23 | E-Mail: help.mf@quant.in | Website: www.quantmutual.com

## SCHEME SNAPSHOT

### INVESTMENT OBJECTIVE

The primary investment objective of the scheme is to seek to generate capital appreciation & provide long-term growth opportunities by investing in a portfolio of Infrastructure focused companies. There is no assurance that the investment objective of the Scheme will be realized.

### DATE OF INCEPTION\*

20 September 2007

### FUND MANAGERS

Ankit Pande | Vasav Sahgal

### NAV as on 30 November 2022

Growth Option	24.2588
Growth Option - Direct Plan	25.6863
IDCW Option - Direct Plan	25.6701
IDCW Option	24.2022

### MINIMUM INVESTMENT

5000/- and multiple of Re. 1/-

### SUBSEQUENT INVESTMENT

1000/- and multiple of Re. 1/-

### EXPENSE RATIO

Please [click here](#)

### LOAD STRUCTURE

Entry	Nil
Exit	0.5% if exit <= 3 Months

### VOLATILITY MEASURES (3 Years)

Standard Deviation *	26.92%
R- Squared	0.75
Beta	1.09
Sharpe Ratio*	1.06

\*Standard Deviation, Sharpe Ratio & Beta are calculated on annualised basis using 3 years history of monthly returns; risk free rate assumed to be 5.96% for calculating Sharpe Ratio (calculated based on annualised CRISIL CBLO Index returns over 3 years)

### PORTFOLIO TURNOVER RATIO

(1 Year) 1.68 Times

### FUND SIZE

827.76 Crore

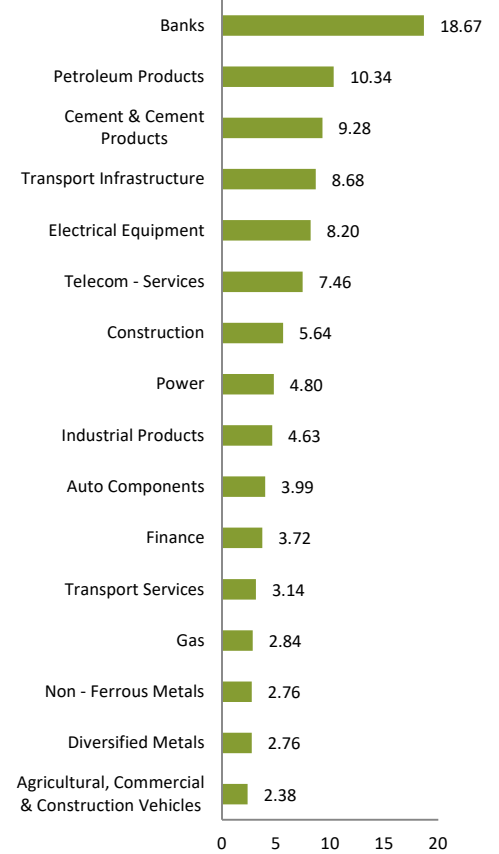
### BENCHMARK INDEX

NIFTY INFRASTRUCTURE TRI

## PORTFOLIO TOP HOLDING

STOCK/ INSTRUMENT	% TO NAV
Ambuja Cements Ltd	9.28
Reliance Industries Limited	8.87
Adani Ports & Special Economic Zone Ltd	8.68
Siemens Ltd	8.20
State Bank of India	6.67
NTPC Limited	4.80
IRB Infrastructure Developers Limited	4.74
Tata Communications Limited	4.06
Bosch Limited	3.99
Punjab National Bank	3.85
<b>Total of Top 10 Holding</b>	<b>63.15</b>
<b>Equity &amp; Equity Related</b>	<b>99.27</b>
<b>Cash &amp; Other Receivable</b>	<b>0.73</b>
<b>Grand Total</b>	<b>100.00</b>

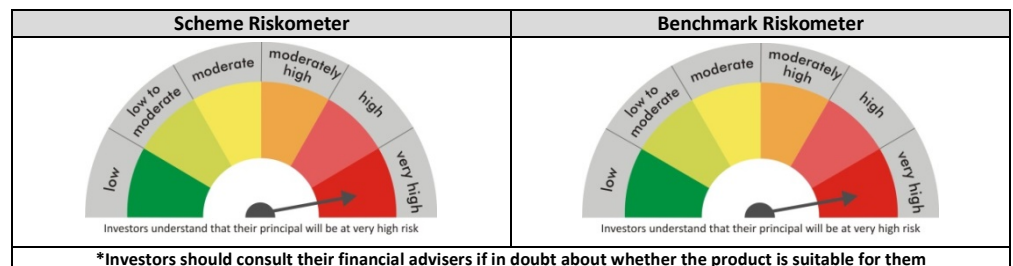
## INDUSTRY/ SECTOR ALLOCATION (%)



Period	Scheme Return (%)	Benchmark Return (%)	NIFTY Return (%)	Value of ₹10,000 invested		
				Scheme	Benchmark	NIFTY
6 Month	18.04%	12.57%	13.85%	11,804	11,257	11,385
1 Year	18.24%	11.50%	11.93%	11,824	11,150	11,193
3 Years	39.00%	19.83%	17.26%	26,854	17,207	16,123
5 Years	21.09%	11.05%	14.32%	26,039	16,891	19,529
Since Inception	6.01%	2.82%	10.77%	24,259	15,259	47,340

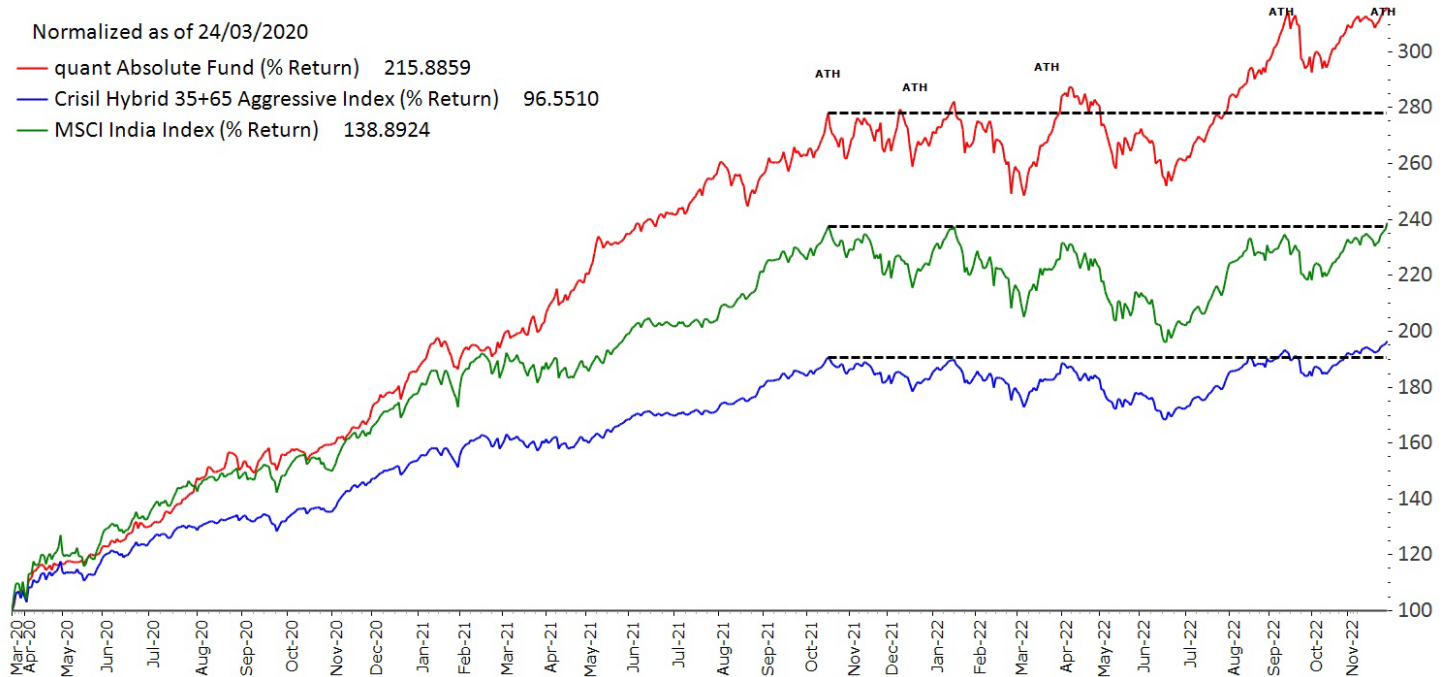
Past performance may or may not be sustained in the future. Returns greater than 1 year period are compounded annualized (CAGR). Load is not taken into consideration for computation of performance.

\*Since Inception Date = Date of First allotment in the Scheme / Plan





# quant Absolute Fund



quant Absolute Fund is an Aggressive Hybrid Fund with an intent is to generate income/capital appreciation by investing primarily in equity and equity related instruments with a moderate exposure to debt securities & money market instruments. The scheme has a return of 215.89% between March 24,2020 – November 30,2022 with a low portfolio beta of just 0.8



An open ended hybrid scheme investing predominantly in equity and equity related instruments

For you

**OUR COMPASS  
ALWAYS POINTS NORTH**



**INVEST IN OUR PHILOSOPHY**  
active | absolute | unconstrained

Mutual Funds investments are subject to market risks, read all scheme related documents carefully

Get in touch with us at, Tel: +91 22 6295 5000 | Call / WhatsApp: +91 99 20 21 22 23 | E-Mail: help.mf@quant.in | Website: www.quantmutual.com

## SCHEME SNAPSHOT

### INVESTMENT OBJECTIVE

The investment objective of the scheme is to generate income/capital appreciation by investing primarily in equity and equity related instruments with a moderate exposure to debt securities & money market instruments. There is no assurance that the investment objective of the Scheme will be realized.

### DATE OF INCEPTION\*

17 April 2001

### FUND MANAGERS

Sanjeev Sharma | Ankit Pande  
Vasav Sahgal

### NAV as on 30 November 2022

Growth Option	318.0286
Growth Option-Direct Plan	334.2196
IDCW Option	43.8674
IDCW Option-Direct Plan	46.2854

### MINIMUM INVESTMENT

5000/- and multiple of Re. 1/-

### SUBSEQUENT INVESTMENT

1000/- and multiple of Re. 1/-

### EXPENSE RATIO

Please [click here](#)

### LOAD STRUCTURE

Entry	Nil
Exit	Nil

### VOLATILITY MEASURES (3 Years)

Standard Deviation *	18.21%
R- Squared	0.73
Beta	0.80
Sharpe Ratio*	1.07

\*Standard Deviation, Sharpe Ratio & Beta are calculated on annualised basis using 3 years history of monthly returns; risk free rate assumed to be 5.96% for calculating Sharpe Ratio (calculated based on annualised CRISIL CBLO Index returns over 3 years)

### PORTFOLIO TURNOVER RATIO

(1 Year) 1.51 Times

FUND SIZE 867.83 Crore

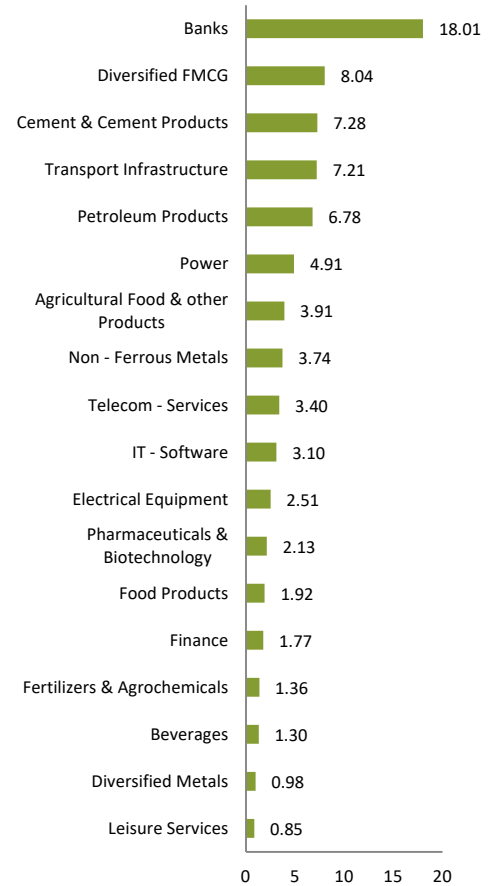
### BENCHMARK INDEX

CRISIL HYBRID AGGRESSIVE INDEX

## PORTFOLIO TOP HOLDING

Stock/ Instrument	% TO NAV
ITC Limited	8.04
Ambuja Cements Ltd	7.28
Adani Ports & Special Economic Zone Ltd	7.21
Reliance Industries Limited	5.99
NTPC Limited	4.91
State Bank of India	4.81
Kotak Mahindra Bank Limited	4.75
Hindalco Industries Limited	3.74
Bharti Airtel Limited	3.40
Punjab National Bank	2.65
<b>Total of Top 10 Holding</b>	<b>52.78</b>
<b>Equity &amp; Equity Related</b>	<b>79.21</b>
<b>Debt Instruments</b>	<b>14.97</b>
<b>Cash &amp; Other Receivable</b>	<b>5.82</b>
<b>Grand Total</b>	<b>100.00</b>

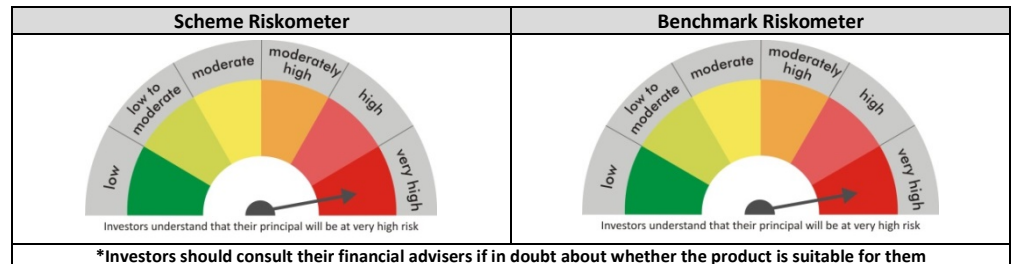
## INDUSTRY/ SECTOR ALLOCATION (%)



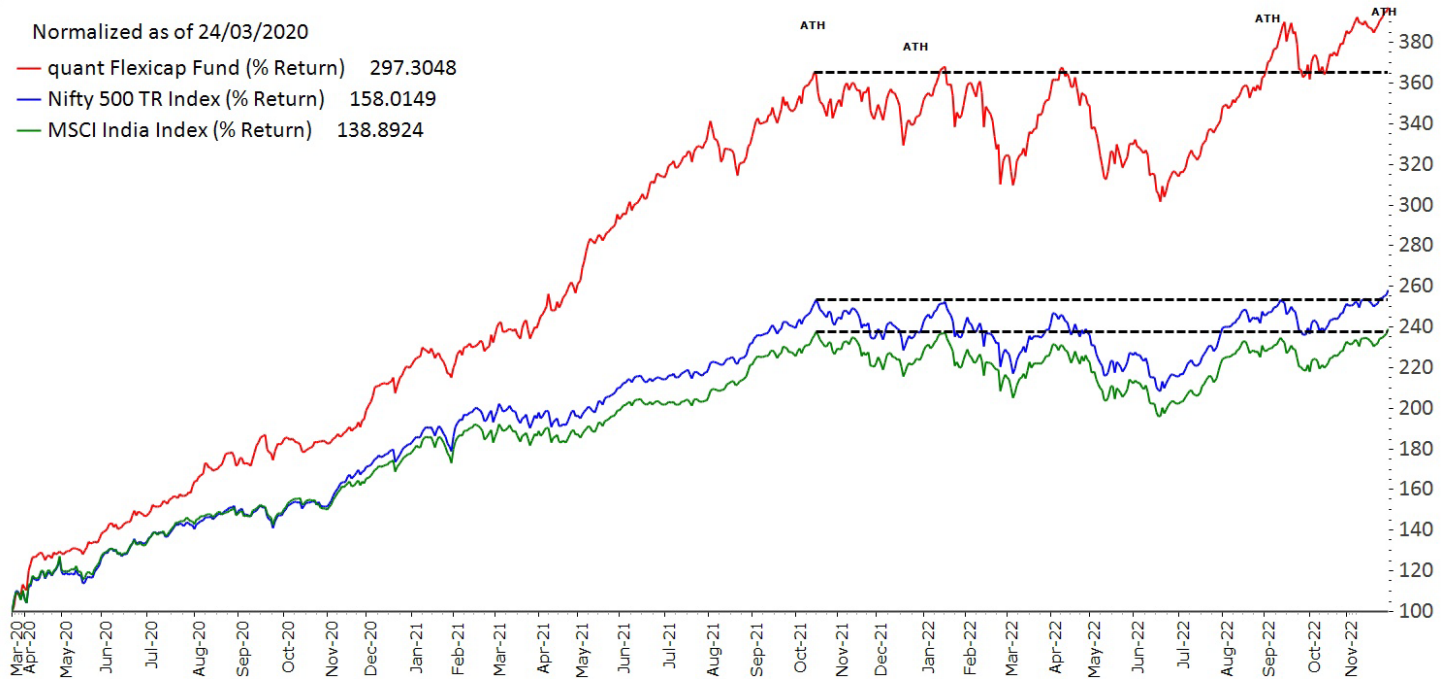
Period	Scheme Return (%)	Benchmark Return (%)	NIFTY Return (%)	Value of ₹10,000 invested		
				Scheme	Benchmark	NIFTY
6 Month	15.62%	10.55%	13.85%	11,562	11,055	11,385
1 Year	17.68%	8.29%	11.93%	11,768	10,829	11,193
3 Years	30.66%	14.91%	17.26%	22,304	15,171	16,123
5 Years	19.29%	11.88%	14.32%	24,158	17,531	19,529
Since Inception	17.35%	N.A.	15.79%	318,027	N.A.	238,210

Past performance may or may not be sustained in the future. Returns greater than 1 year period are compounded annualized (CAGR). Load is not taken into consideration for computation of performance.

\*Since Inception Date = Date of First allotment in the Scheme / Plan



# quant Flexi Cap Fund



quant Flexi Cap Fund is a Flexi Cap Fund - an open ended dynamic equity scheme investing across large cap, mid cap, small cap stocks. This scheme has a return of 297.30% between March 24,2020 – November 30,2022 with a portfolio beta of just 1.04

**quant**  
**FLEXI CAP**  
(erstwhile quant Consumption Fund)  
**FUND**

**Flexibility creates Adaptability**

**INVEST IN OUR PHILOSOPHY**  
 active | absolute | unconstrained

Get in touch with us at, Tel: +91 22 6295 5000 | Call / WhatsApp: +91 99 20 21 22 23 | E-Mail: help.mf@quant.in | Website: www.quantmutual.com

Mutual Funds investments are subject to market risks, read all scheme related documents carefully

## SCHEME SNAPSHOT

### INVESTMENT OBJECTIVE

The primary investment objective of the scheme is to seek to generate consistent returns by investing in a portfolio of Large Cap, Mid Cap and Small Cap companies. However, there can be no assurance that the investment objective of the Scheme will be realized, as actual market movements may be at variance with anticipated trends.

### DATE OF INCEPTION\*

17 October 2008

### FUND MANAGERS

Sandeep Tandon | Ankit Pande  
Sanjeev Sharma | Vasav Sahgal

### NAV as on 30 November 2022

Growth Option	65.1930
Growth Option-Direct Plan	70.0933
IDCW Option - Direct Plan	47.6775
IDCW Option	46.5068

### MINIMUM INVESTMENT

5000/- and multiple of Re. 1/-

### SUBSEQUENT INVESTMENT

1000/- and multiple of Re. 1/-

### EXPENSE RATIO

Please [click here](#)

### LOAD STRUCTURE

Entry	Nil
Exit	Nil

### VOLATILITY MEASURES (3 Years)

Standard Deviation *	22.72%
R- Squared	0.73
Beta	1.04
Sharpe Ratio*	0.86

\*Standard Deviation, Sharpe Ratio & Beta are calculated on annualised basis using 3 years history of monthly returns; risk free rate assumed to be 5.96% for calculating Sharpe Ratio (calculated based on annualised CRISIL CBLO Index returns over 3 years)

### PORTFOLIO TURNOVER RATIO

(1 Year) 1.90 Times

FUND SIZE 824.89 Crore

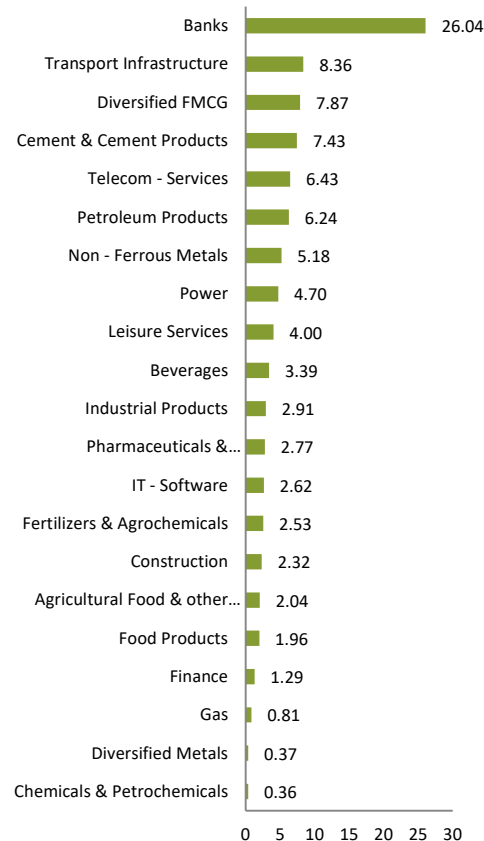
### BENCHMARK INDEX

NIFTY 500 TRI

## PORTFOLIO TOP HOLDING

STOCK/ INSTRUMENT	% TO NAV
Adani Ports & Special Economic Zone Ltd	8.36
State Bank of India	7.91
ITC Limited	7.87
Kotak Mahindra Bank Limited	5.03
Reliance Industries Limited	5.02
NTPC Limited	4.70
Ambuja Cements Ltd	4.53
Punjab National Bank	4.43
Bharti Airtel Limited	4.19
Indian Hotels Co Ltd	4.00
<b>Total of Top 10 Holding</b>	<b>56.05</b>
<b>Equity &amp; Equity Related</b>	<b>99.62</b>
<b>Cash &amp; Other Receivable</b>	<b>0.38</b>
<b>Grand Total</b>	<b>100.00</b>

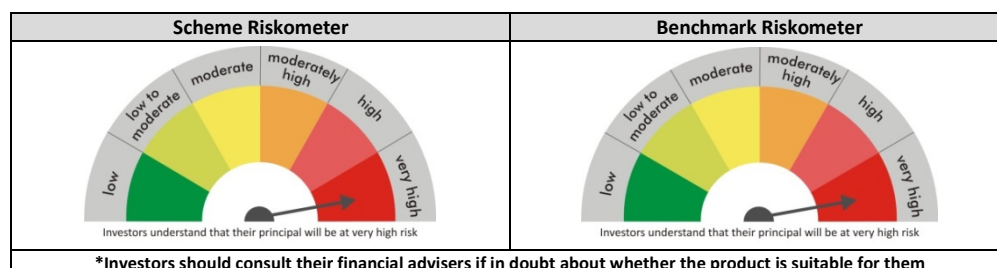
## INDUSTRY/ SECTOR ALLOCATION (%)



Period	Scheme Return (%)	Benchmark Return (%)	NIFTY Return (%)	Value of ₹10,000 invested		
				Scheme	Benchmark	NIFTY
6 Month	19.28%	13.66%	13.85%	11,928	11,366	11,385
1 Year	14.95%	10.20%	11.93%	11,495	11,020	11,193
3 Years	37.29%	18.87%	17.26%	25,875	16,795	16,123
5 Years	18.67%	13.04%	14.32%	23,539	18,456	19,529
Since Inception	14.20%	15.72%	15.05%	65,193	78,592	72,354

Past performance may or may not be sustained in the future. Returns greater than 1 year period are compounded annualized (CAGR). Load is not taken into consideration for computation of performance.

\*Since Inception Date = Date of First allotment in the Scheme / Plan



## SCHEME SNAPSHOT

### INVESTMENT OBJECTIVE

The primary investment objective of the scheme is to seek to achieve capital appreciation in the long-term by primarily investing in a well-diversified portfolio of value stocks. However, there can be no assurance that the investment objective of the Scheme will be realized, as actual market movements may be at variance with anticipated trends.

### DATE OF INCEPTION\*

30 November 2021

### FUND MANAGERS

Sandeep Tandon | Ankit Pande  
Sanjeev Sharma | Vasav Sahgal

### NAV as on 30 November 2022

Growth Option-Direct Plan	11.8053
Growth Option	11.5741
IDCW Option - Direct Plan	11.2343
IDCW Option	11.5520

### MINIMUM INVESTMENT

5000/- and multiple of Re. 1/-

### SUBSEQUENT INVESTMENT

1000/- and multiple of Re. 1/-

### EXPENSE RATIO

Please [click here](#)

### LOAD STRUCTURE

Entry	Nil
Exit	Nil

### VOLATILITY MEASURES (3 Years)

Standard Deviation *	21.09%
R- Squared	-
Beta	-
Sharpe Ratio*	-

\*Standard Deviation, Sharpe Ratio & Beta are calculated on annualised basis using 3 years history of monthly returns; risk free rate assumed to be 5.96% for calculating Sharpe Ratio (calculated based on annualised CRISIL CBLO Index returns over 3 years)

### PORTFOLIO TURNOVER RATIO

(1 Year) 1.51 Times

FUND SIZE 585.69 Crore

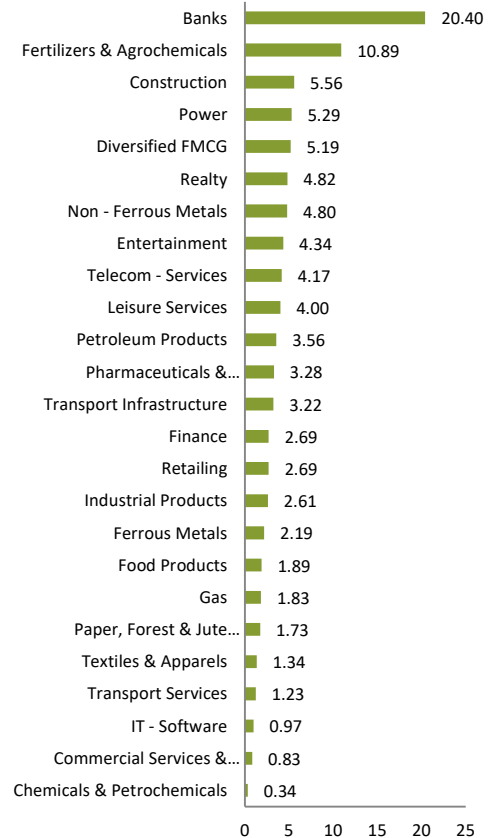
### BENCHMARK INDEX

NIFTY 500 TRI

## PORTFOLIO TOP HOLDING

STOCK/ INSTRUMENT	% TO NAV
State Bank of India	9.05
IRB Infrastructure Developers Limited	5.56
NTPC Limited	5.29
ITC Limited	5.19
Punjab National Bank	4.74
Best Agrolife Limited	4.55
HFCL Limited	4.17
Indian Hotels Co Ltd	3.26
Strides Pharma Science Ltd	2.88
Union Bank of India	2.82
<b>Total of Top 10 Holding</b>	<b>47.52</b>
<b>Equity &amp; Equity Related</b>	<b>99.87</b>
<b>Cash &amp; Other Receivable</b>	<b>0.13</b>
<b>Grand Total</b>	<b>100.00</b>

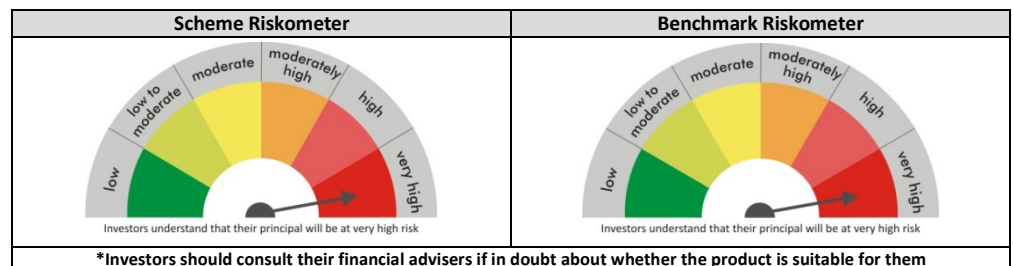
## INDUSTRY/ SECTOR ALLOCATION (%)



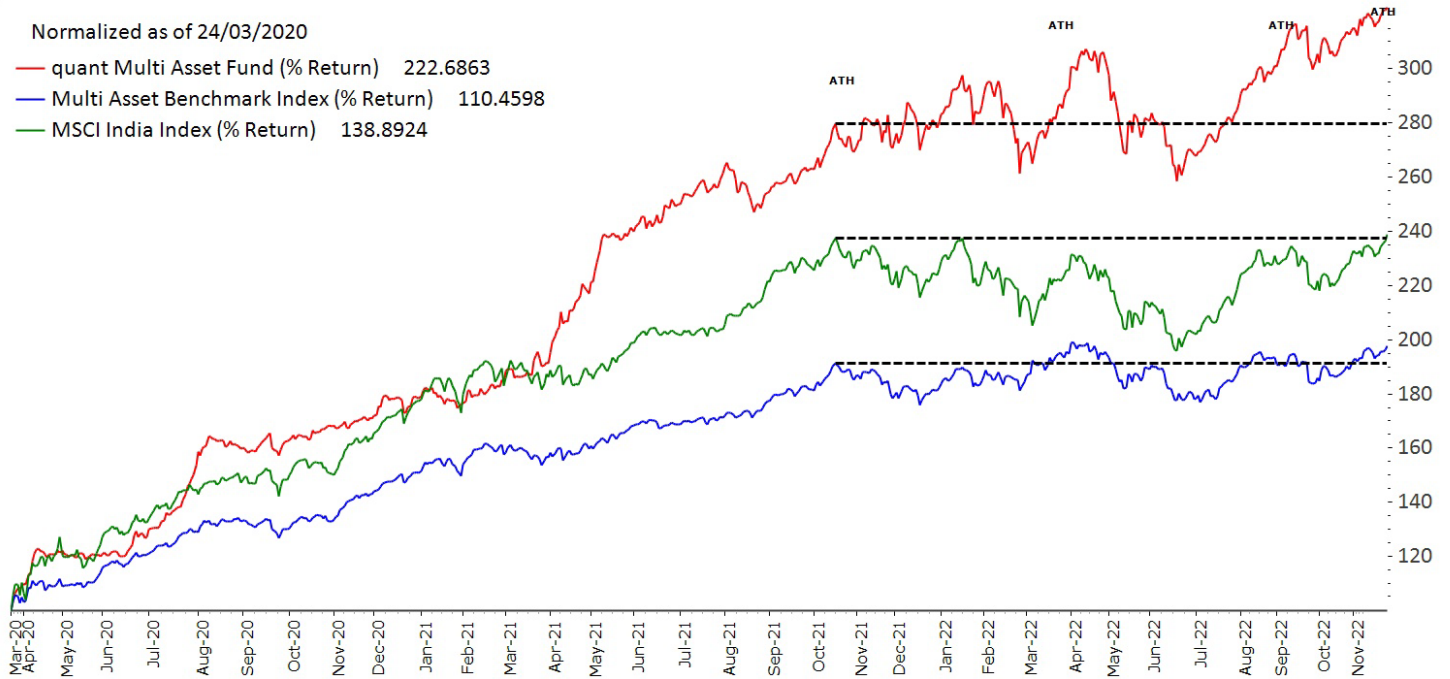
Period	Scheme Return (%)	Benchmark Return (%)	NIFTY Return (%)	Value of ₹10,000 invested		
				Scheme	Benchmark	NIFTY
6 Month	18.28%	13.66%	13.85%	11,828	11,366	11,385
1 Year	15.74%	10.20%	11.93%	11,574	11,020	11,193
3 Years	N.A.	N.A.	N.A.	N.A.	N.A.	N.A.
5 Years	N.A.	N.A.	N.A.	N.A.	N.A.	N.A.
Since Inception	15.75%	10.21%	11.94%	11,574	11,020	11,193

Past performance may or may not be sustained in the future. Returns greater than 1 year period are compounded annualized (CAGR). Load is not taken into consideration for computation of performance.

\*Since Inception Date = Date of First allotment in the Scheme / Plan



# quant Multi Asset Fund



quant Multi Asset Fund has an investment objective to seek to generate capital appreciation & provide long term growth opportunities by investing in instruments across the three asset classes viz. Equity, Debt and Commodity. This scheme has a return of 222.69% between March 24,2020 – November 30,2022 with low a portfolio beta of only 0.7

An open ended scheme investing in equity, debt & commodity

## UNCAPPING THE CAP

**INVEST IN OUR PHILOSOPHY**  
active | absolute | unconstrained

Mutual Funds investments are subject to market risks, read all scheme related documents carefully

Get in touch with us at, Tel: +91 22 6295 5000 | Call / WhatsApp: +91 99 20 21 22 23 | E-Mail: help.mf@quant.in | Website: www.quantmutual.com

## SCHEME SNAPSHOT

### INVESTMENT OBJECTIVE

The investment objective of the scheme is to generate capital appreciation & provide long-term growth opportunities by investing in instruments across the three asset classes viz. Equity, Debt and Commodity. There is no assurance that the investment objective of the Scheme will be realized.

### DATE OF INCEPTION\*

17 April 2001

### FUND MANAGERS

Sandeep Tandon | Sanjeev Sharma

Ankit Pande | Vasav Sahgal

Varun Pattani

### NAV as on 30 November 2022

<b>IDCW Option - Direct Plan</b>	84.2709
<b>IDCW Option</b>	81.1341
<b>Growth Option</b>	88.4105
<b>Growth Option-Direct Plan</b>	91.4306

### MINIMUM INVESTMENT

5000/- and multiple of Re. 1/-

### SUBSEQUENT INVESTMENT

1000/- and multiple of Re. 1/-

### EXPENSE RATIO

Please [click here](#)

### LOAD STRUCTURE

<b>Entry</b>	Nil
<b>Exit</b>	Nil

<b>Average Maturity</b>	1,658 Days
<b>Modified Duration</b>	1,195 Days
<b>Macaulay Duration</b>	1,239 Days
<b>Yield to Maturity</b>	6.52%

### PORTFOLIO TURNOVER RATIO

(1 Year) 1.35 Times

### FUND SIZE

474.01 Crore

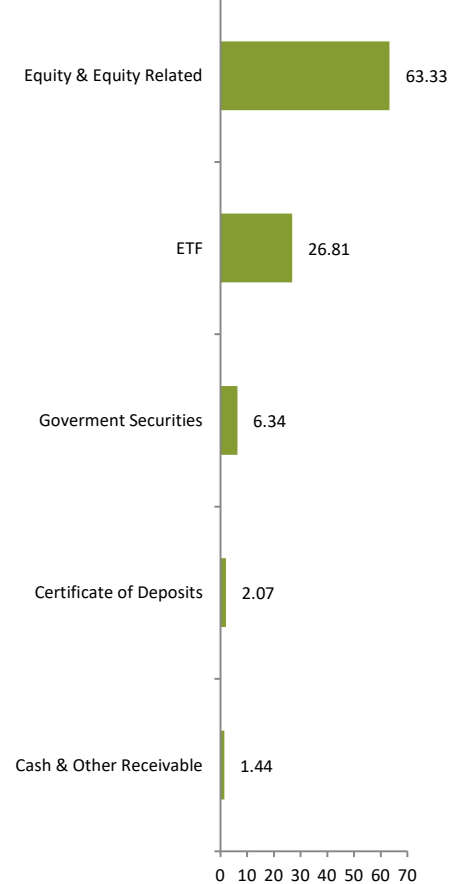
### BENCHMARK INDEX

65% S&P BSE 200 TRI + 15% CRISIL Short Term Bond Fund Index + 20% iCOMDEX Composite Index

## PORTFOLIO TOP HOLDING

Stock/ Instrument	% TO NAV
State Bank of India	7.44
HDFC Bank Limited	6.52
Adani Ports & Special Economic Zone Ltd	6.27
Patanjali Foods Limited	5.57
Vedanta Limited	5.09
Bharat Petroleum Corp Ltd	3.67
Reliance Industries Limited	3.31
IRB Infrastructure Developers Limited	3.24
HFCL Limited	2.70
Bikaji Foods International Limited	2.67
<b>Total of Top 10 Holding</b>	<b>46.46</b>
<b>Equity &amp; Equity Related</b>	<b>63.33</b>
HDFC Bank Ltd CD 06-Mar-2023 A1+	2.07
<b>Total Certificate of Deposits</b>	<b>2.07</b>
Nippon India ETF Gold Bees	24.08
Kotak Mutual Fund - Gold ETF	1.49
Axis Mutual Fund - Axis Gold ETF	0.62
SBI-ETF Gold	0.18
HDFC MF - Gold ETF - Growth	0.17
Aditya Birla Sun Life Gold ETF - Growth	0.15
UTI Mutual Fund - UTI Gold ETF	0.14
<b>Total Exchange Traded Funds</b>	<b>26.81</b>
5.74% GOI - 15-Nov-2026 Sovereign	3.80
6.64% GOI - 16-Jun-2035 Sovereign	2.31
7.16% GOI 20May23 Sovereign	0.22
<b>Total Government Securities</b>	<b>6.34</b>
TREPS 01-Dec-2022 DEPO 10	3.73
<b>Cash &amp; Other Receivable</b>	<b>-2.29</b>
<b>Total Cash &amp; Other Receivable</b>	<b>1.44</b>
<b>Grand Total</b>	<b>100.00</b>

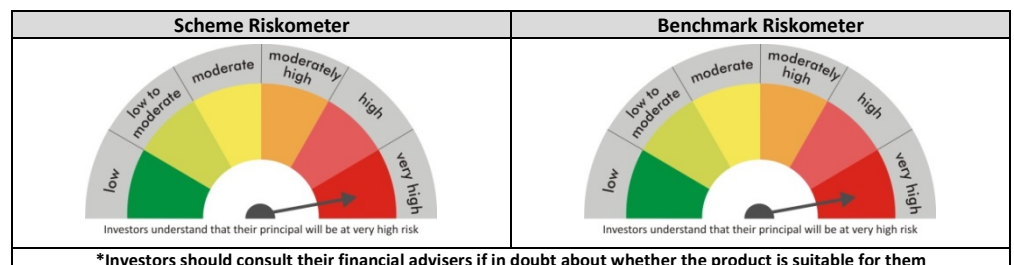
## ASSET ALLOCATION (%)



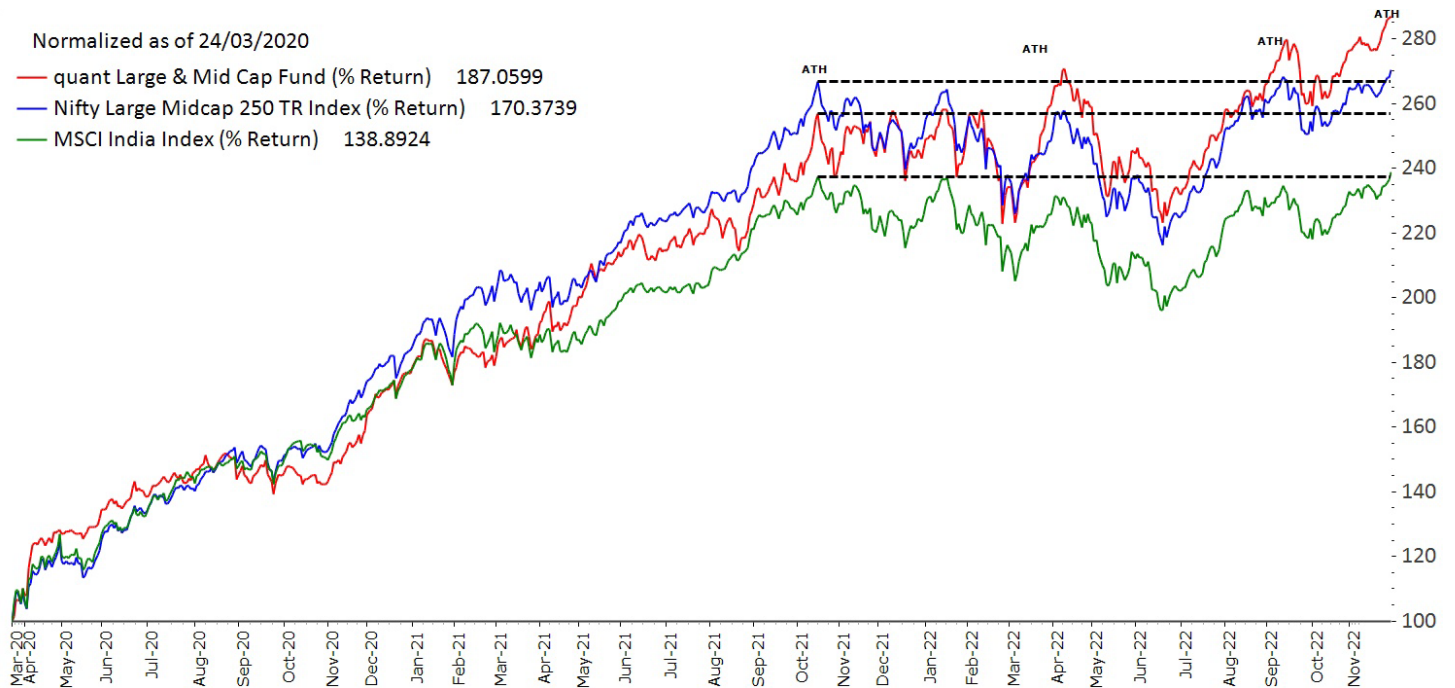
Period	Scheme Return (%)	Benchmark Return (%)	NIFTY Return (%)	Value of ₹10,000 invested		
				Scheme	Benchmark	NIFTY
<b>6 Month</b>	13.71%	7.21%	13.85%	11,371	10,721	11,385
<b>1 Year</b>	17.08%	10.39%	11.93%	11,708	11,039	11,193
<b>3 Years</b>	29.40%	13.16%	17.26%	21,665	14,490	16,123
<b>5 Years</b>	20.48%	9.15%	14.32%	25,385	15,492	19,529
<b>Since Inception</b>	10.61%	N.A.	15.79%	88,411	N.A.	238,210

Past performance may or may not be sustained in the future. Returns greater than 1 year period are compounded annualized (CAGR). Load is not taken into consideration for computation of performance.

\*Since Inception Date = Date of First allotment in the Scheme / Plan



# quant Large & Mid Cap Fund



quant Large & Mid Cap Fund has an investment objective to seek to generate capital appreciation & provide long term growth opportunities by investing in a portfolio of Large Cap and Mid Cap companies. This scheme has delivered a return of 187.06% in between March 24,2020 – November 30,2022 with a portfolio beta of 1.03



An open ended equity scheme investing in both large cap and mid cap stocks



**INVEST IN OUR PHILOSOPHY**  
active | absolute | unconstrained

Mutual Funds investments are subject to market risks, read all scheme related documents carefully

Get in touch with us at, Tel: +91 22 6295 5000 | Call / WhatsApp: +91 99 20 21 22 23 | E-Mail: help.mf@quant.in | Website: www.quantmutual.com



## SCHEME SNAPSHOT

### INVESTMENT OBJECTIVE

The primary investment objective of the scheme is to seek to generate capital appreciation & provide long-term growth opportunities by investing in a portfolio of Large Cap and Mid Cap companies. There is no assurance that the investment objective of the Scheme will be realized.

### DATE OF INCEPTION\*

08 January 2007

### FUND MANAGERS

Ankit Pande | Vasav Sahgal  
Sanjeev Sharma

### NAV as on 30 November 2022

Bonus Option	76.2146
Bonus Option-Direct Plan	76.2146
Growth Option	76.1591
Growth Option-Direct Plan	80.2654
IDCW Option - Direct Plan	37.4546
IDCW Option	46.3877

### MINIMUM INVESTMENT

5000/- and multiple of Re. 1/-

### SUBSEQUENT INVESTMENT

1000/- and multiple of Re. 1/-

### EXPENSE RATIO

Please [click here](#)

### LOAD STRUCTURE

Entry	Nil
Exit	Nil

### VOLATILITY MEASURES (3 Years)

Standard Deviation *	20.83%
R- Squared	0.76
Beta	1.03
Sharpe Ratio*	0.77

\*Standard Deviation, Sharpe Ratio & Beta are calculated on annualised basis using 3 years history of monthly returns; risk free rate assumed to be 5.96% for calculating Sharpe Ratio (calculated based on annualised CRISIL CBLO Index returns over 3 years)

### PORTFOLIO TURNOVER RATIO

(1 Year) 2.22 Times

FUND SIZE 438.63 Crore

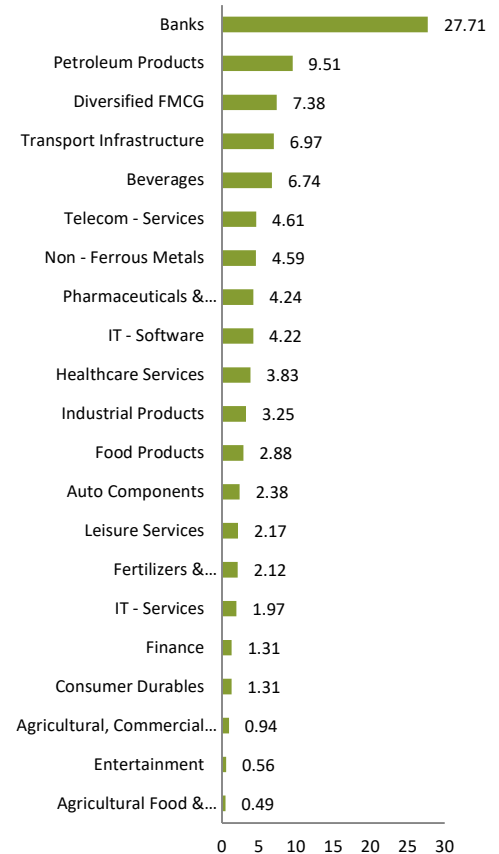
### BENCHMARK INDEX

NIFTY LARGE MIDCAP 250 TRI

## PORTFOLIO TOP HOLDING

STOCK/ INSTRUMENT	% TO NAV
ITC Limited	7.38
Reliance Industries Limited	7.33
Punjab National Bank	7.32
Adani Ports & Special Economic Zone Ltd	6.97
United Spirits Limited	6.74
Union Bank of India	6.40
State Bank of India	5.59
Fortis Healthcare Ltd	3.83
Hindalco Industries Limited	3.49
Kotak Mahindra Bank Limited	3.42
<b>Total of Top 10 Holding</b>	<b>58.48</b>
<b>Equity &amp; Equity Related</b>	<b>99.18</b>
<b>Cash &amp; Other Receivable</b>	<b>0.82</b>
<b>Grand Total</b>	<b>100.00</b>

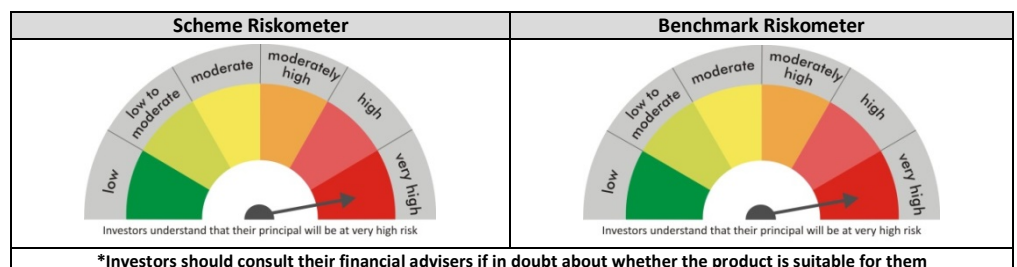
## INDUSTRY/ SECTOR ALLOCATION (%)



Period	Scheme Return (%)	Benchmark Return (%)	NIFTY Return (%)	Value of ₹10,000 invested		
				Scheme	Benchmark	NIFTY
6 Month	16.14%	14.13%	13.85%	11,614	11,413	11,385
1 Year	15.91%	9.94%	11.93%	11,591	10,994	11,193
3 Years	25.57%	21.28%	17.26%	19,799	17,838	16,123
5 Years	14.50%	13.32%	14.32%	19,677	18,685	19,529
Since Inception	13.63%	13.03%	11.67%	76,159	70,020	57,801

Past performance may or may not be sustained in the future. Returns greater than 1 year period are compounded annualized (CAGR). Load is not taken into consideration for computation of performance.

\*Since Inception Date = Date of First allotment in the Scheme / Plan



## SCHEME SNAPSHOT

### INVESTMENT OBJECTIVE

The primary investment objective of the scheme is to seek to generate consistent returns by investing in equity and equity related instruments falling under the category of large cap companies. However, there can be no assurance that the investment objective of the Scheme will be realized, as actual market movements may be at variance with anticipated trends.

### DATE OF INCEPTION\*

11 August 2022

### FUND MANAGERS

Sandeep Tandon | Ankit Pande  
Sanjeev Sharma | Vasav Sahgal

### NAV as on 30 November 2022

Growth Option-Direct Plan	10.4239
Growth Option	10.3620
IDCW Option - Direct Plan	10.4265
IDCW Option	10.3616

### MINIMUM INVESTMENT

5000/- and multiple of Re. 1/-

### SUBSEQUENT INVESTMENT

1000/- and multiple of Re. 1/-

### EXPENSE RATIO

Please [click here](#)

### LOAD STRUCTURE

Entry	Nil
Exit	Nil

### VOLATILITY MEASURES (3 Years)

Standard Deviation *	10.12%
R- Squared	-
Beta	-
Sharpe Ratio*	-

\*Standard Deviation, Sharpe Ratio & Beta are calculated on annualised basis using 3 years history of monthly returns; risk free rate assumed to be 5.96% for calculating Sharpe Ratio (calculated based on annualised CRISIL CBLO Index returns over 3 years)

### PORTFOLIO TURNOVER RATIO

(1 Year) 0.95 Times

### FUND SIZE

260.96 Crore

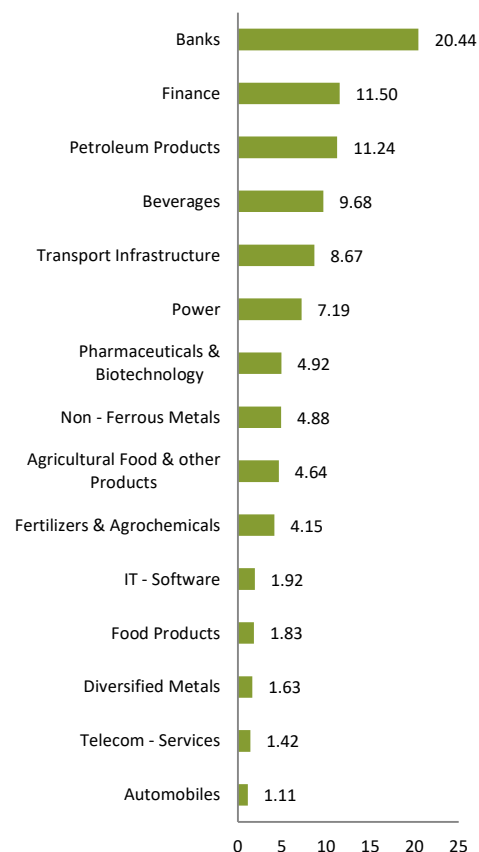
### BENCHMARK INDEX

NIFTY 100 TRI

## PORTFOLIO TOP HOLDING

STOCK/ INSTRUMENT	% TO NAV
United Spirits Limited	9.68
Reliance Industries Limited	9.68
State Bank of India	9.40
Adani Ports & Special Economic Zone Ltd	8.67
Housing Development Finance Corp Ltd.	8.36
NTPC Limited	7.19
HDFC Bank Limited	5.89
Sun Pharmaceutical Industries Limited	4.92
Hindalco Industries Limited	4.88
Tata Consumer Products Ltd	4.64
<b>Total of Top 10 Holding</b>	<b>73.30</b>
<b>Equity &amp; Equity Related</b>	<b>95.23</b>
<b>Cash &amp; Other Receivable</b>	<b>4.77</b>
<b>Grand Total</b>	<b>100.00</b>

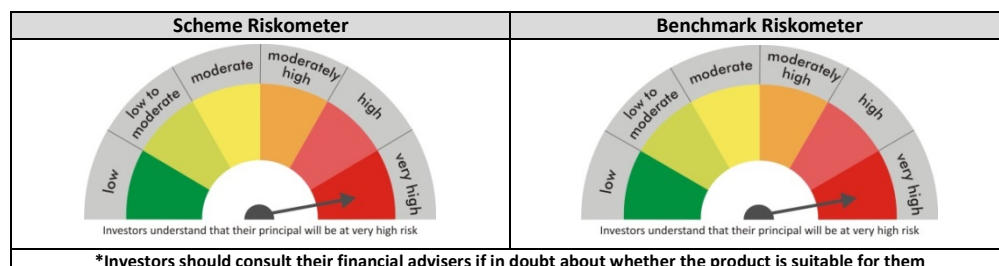
## INDUSTRY/ SECTOR ALLOCATION (%)



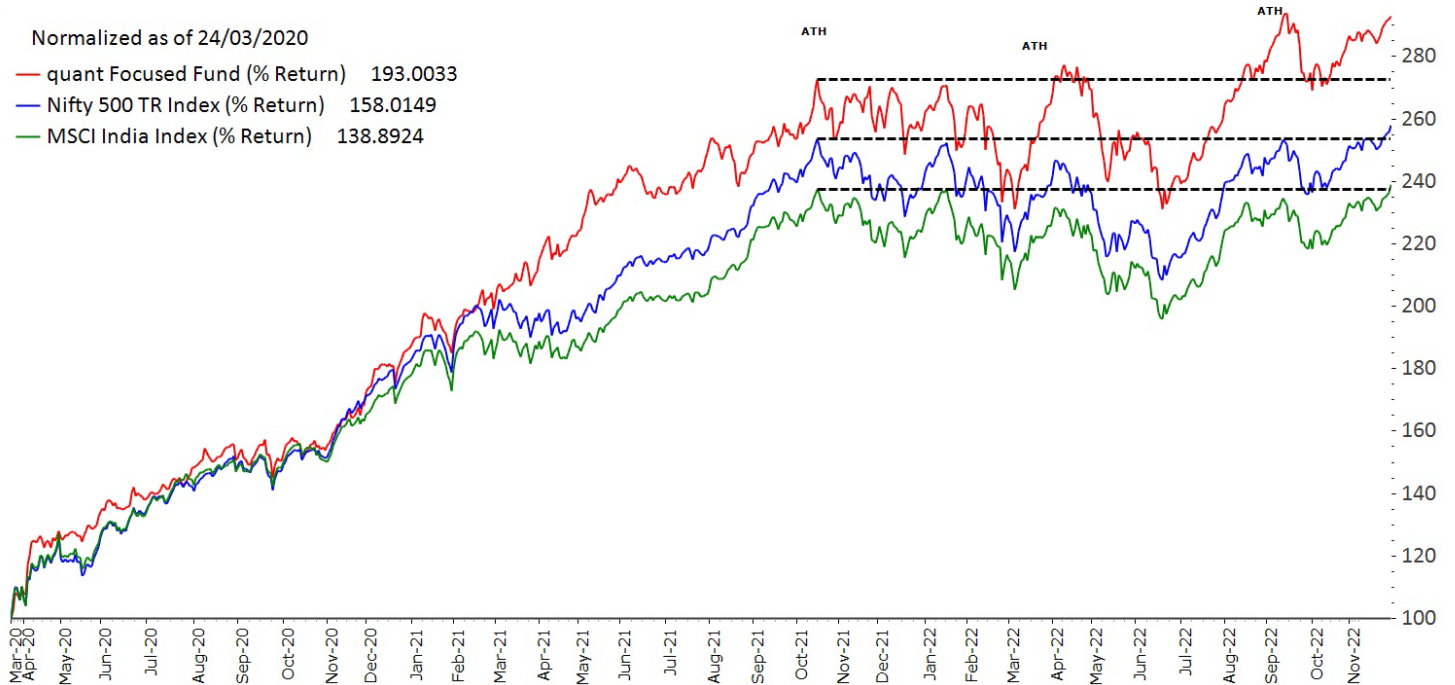
Period	Scheme Return (%)	Benchmark Return (%)	NIFTY Return (%)	Value of ₹10,000 invested		
				Scheme	Benchmark	NIFTY
6 Month	N.A.	N.A.	N.A.	N.A.	N.A.	N.A.
1 Year	N.A.	N.A.	N.A.	N.A.	N.A.	N.A.
3 Years	N.A.	N.A.	N.A.	N.A.	N.A.	N.A.
5 Years	N.A.	N.A.	N.A.	N.A.	N.A.	N.A.
Since Inception	12.41%	20.49%	22.87%	10,362	10,583	10,646

Past performance may or may not be sustained in the future. Returns greater than 1 year period are compounded annualized (CAGR). Load is not taken into consideration for computation of performance.

\*Since Inception Date = Date of First allotment in the Scheme / Plan



# quant Focused Fund



quant Focused Fund has an investment objective to seek to generate capital appreciation & provide long term growth opportunities by investing in a focused portfolio of Large Cap – ‘blue chip’ – companies. This scheme has a return of 193.00% between March 24,2020 – November 30,2022 with a portfolio beta of 1.02



An open ended equity scheme investing in maximum 30 large cap stocks



**FOCUS!      FOCUS!      FOCUS!**

You focus on your goals,  
We focus on making it happen

---

**INVEST IN OUR PHILOSOPHY**  
active | absolute | unconstrained

Mutual Funds investments are subject to market risks, read all scheme related documents carefully

Get in touch with us at, Tel: +91 22 6295 5000 | Call / WhatsApp: +91 99 20 21 22 23 | E-Mail: help.mf@quant.in | Website: www.quantmutual.com

## SCHEME SNAPSHOT

### INVESTMENT OBJECTIVE

The primary investment objective of the scheme is to seek to generate capital appreciation & provide long-term growth opportunities by investing in a focused portfolio of Large Cap – 'blue chip' – companies. There is no assurance that the investment objective of the Scheme will be realized.

### DATE OF INCEPTION\*

28 August 2008

### FUND MANAGERS

Ankit Pande | Vasav Sahgal  
Sanjeev Sharma

### NAV as on 30 November 2022

Growth Option	59.7553
Growth Option-Direct Plan	63.5993
IDCW Option - Direct Plan	37.1737
IDCW Option	44.4017

### MINIMUM INVESTMENT

5000/- and multiple of Re. 1/-

### SUBSEQUENT INVESTMENT

1000/- and multiple of Re. 1/-

### EXPENSE RATIO

Please [click here](#)

### LOAD STRUCTURE

Entry	Nil
Exit	Nil

### VOLATILITY MEASURES (3 Years)

Standard Deviation *	21.71%
R- Squared	0.80
Beta	1.02
Sharpe Ratio*	0.86

\*Standard Deviation, Sharpe Ratio & Beta are calculated on annualised basis using 3 years history of monthly returns; risk free rate assumed to be 5.96% for calculating Sharpe Ratio (calculated based on annualised CRISIL CBLO Index returns over 3 years)

### PORTFOLIO TURNOVER RATIO

(1 Year) 2.99 Times

FUND SIZE 182.75 Crore

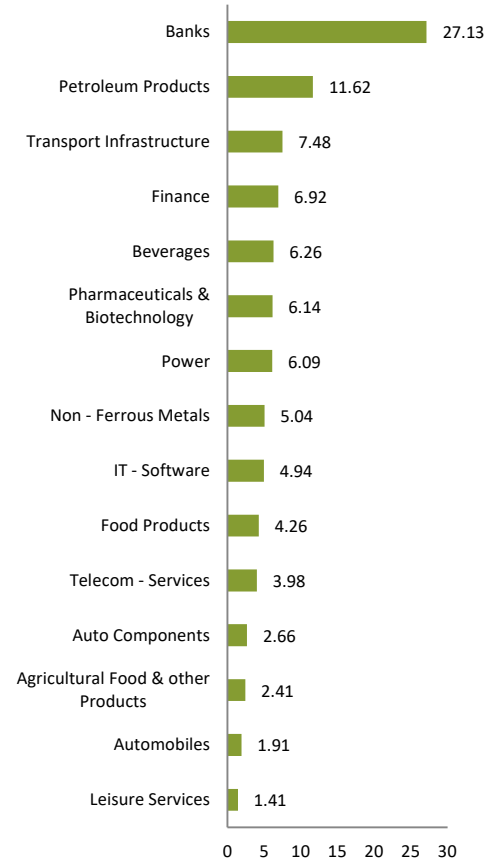
### BENCHMARK INDEX

NIFTY 500 TRI

## PORTFOLIO TOP HOLDING

STOCK/ INSTRUMENT	% TO NAV
State Bank of India	8.20
Reliance Industries Limited	8.17
Adani Ports & Special Economic Zone Ltd	7.48
United Spirits Limited	6.26
Sun Pharmaceutical Industries Limited	6.14
NTPC Limited	6.09
HDFC Bank Limited	5.24
Hindalco Industries Limited	5.04
Kotak Mahindra Bank Limited	5.03
Housing Development Finance Corp Ltd.	4.86
<b>Total of Top 10 Holding</b>	<b>62.49</b>
<b>Equity &amp; Equity Related</b>	<b>98.23</b>
<b>Cash &amp; Other Receivable</b>	<b>1.77</b>
<b>Grand Total</b>	<b>100.00</b>

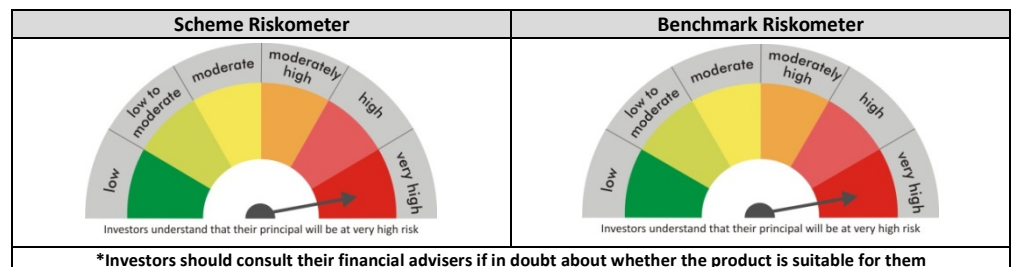
## INDUSTRY/ SECTOR ALLOCATION (%)



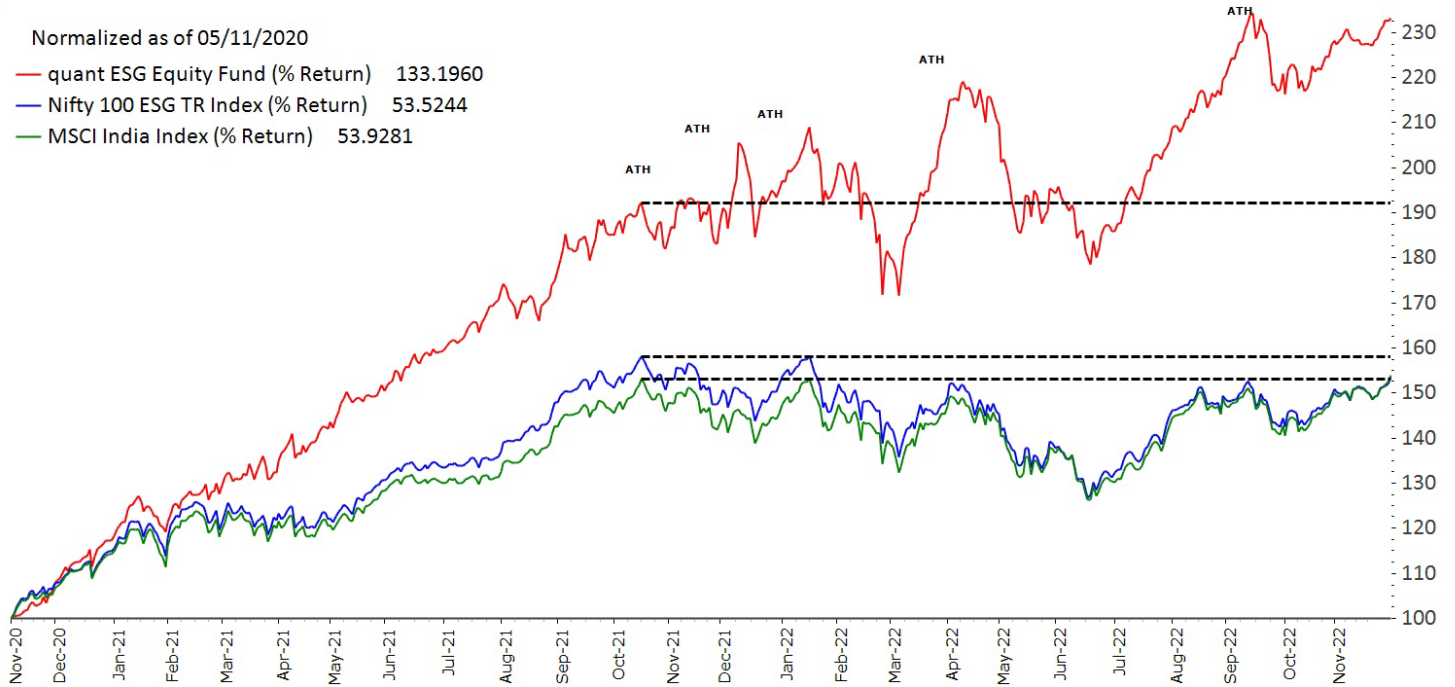
Period	Scheme Return (%)	Benchmark Return (%)	NIFTY Return (%)	Value of ₹10,000 invested		
				Scheme	Benchmark	NIFTY
6 Month	13.89%	13.66%	13.85%	11,389	11,366	11,385
1 Year	12.34%	10.20%	11.93%	11,234	11,020	11,193
3 Years	22.00%	18.87%	17.26%	18,159	16,795	16,123
5 Years	13.27%	13.04%	14.32%	18,643	18,456	19,529
Since Inception	13.36%	12.80%	12.39%	59,756	55,658	52,876

Past performance may or may not be sustained in the future. Returns greater than 1 year period are compounded annualized (CAGR). Load is not taken into consideration for computation of performance.

\*Since Inception Date = Date of First allotment in the Scheme / Plan



# quant ESG Equity Fund



quant ESG Equity Fund – a thematic fund – has an objective to generate long term capital appreciation by investing in a diversified portfolio of companies demonstrating sustainable practices across Environmental, Social and Governance (ESG) parameters. Since its launch on November 6, 2020, quant ESG Equity Fund has managed to yield a return of 133.20% with a portfolio beta of 1.03

An Open ended Equity scheme investing in companies demonstrating sustainable practices across Environment, Social and Governance (ESG) theme

Bringing

## SUSTAINABILITY

to Investing

---

**INVEST IN OUR PHILOSOPHY**  
active | absolute | unconstrained

Mutual Funds investments are subject to market risks. read all scheme related documents carefully

Get in touch with us at, Tel: +91 22 6295 5000 | Call / WhatsApp: +91 99 20 21 22 23 | E-Mail: help.mf@quant.in | Website: www.quantmutual.com

## SCHEME SNAPSHOT

### INVESTMENT OBJECTIVE

To generate long term capital appreciation by investing in a diversified portfolio of companies demonstrating sustainable practices across Environmental, Social and Governance (ESG) parameters. However, there can be no assurance that the investment objective of the Scheme will be achieved.

### DATE OF INCEPTION\*

05 November 2020

### FUND MANAGERS

Ankit Pande | Sanjeev Sharma  
Vasav Sahgal

### NAV as on 30 November 2022

Growth Option - Direct Plan	23.3196
Growth Option	22.6321
IDCW Option - Direct Plan	23.2949
IDCW Option	22.5747

### MINIMUM INVESTMENT

5000/- and multiple of Re. 1/-

### SUBSEQUENT INVESTMENT

1000/- and multiple of Re. 1/-

### EXPENSE RATIO

Please [click here](#)

### LOAD STRUCTURE

Entry	Nil
Exit	1% if exit <= 1 Year

### VOLATILITY MEASURES (3 Years)

Standard Deviation *	18.91%
R- Squared	-
Beta	-
Sharpe Ratio*	-

\*Standard Deviation, Sharpe Ratio & Beta are calculated on annualised basis using 3 years history of monthly returns; risk free rate assumed to be 5.96% for calculating Sharpe Ratio (calculated based on annualised CRISIL CBLO Index returns over 3 years)

### PORTFOLIO TURNOVER RATIO

(1 Year) 2.62 Times

FUND SIZE 147.81 Crore

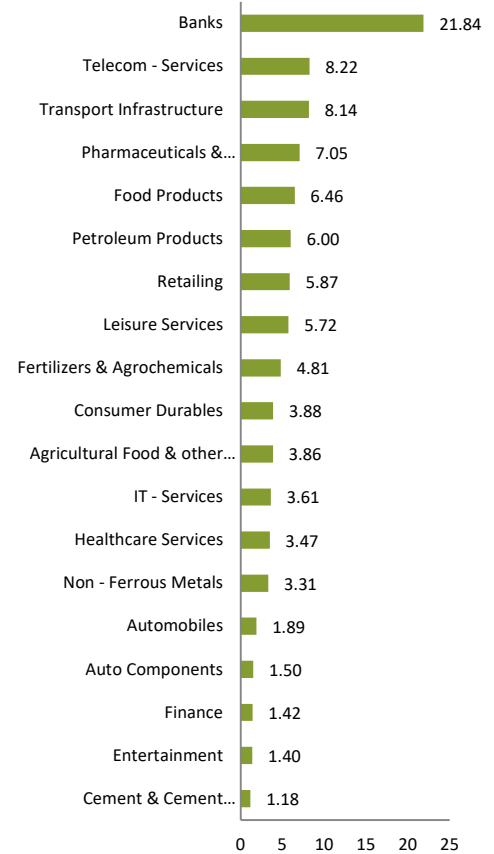
### BENCHMARK INDEX

NIFTY 100 ESG TRI

## PORTFOLIO TOP HOLDING

STOCK/ INSTRUMENT	% TO NAV
Adani Ports & Special Economic Zone Ltd	8.14
Bikaji Foods International Limited	6.46
HDFC Bank Limited	6.42
State Bank of India	6.30
Reliance Industries Limited	6.00
Trent Ltd	5.87
Indian Hotels Co Ltd	5.72
Bharti Airtel Limited	5.71
Sun Pharmaceutical Industries Limited	5.18
UPL Limited	4.81
<b>Total of Top 10 Holding</b>	<b>60.62</b>
<b>Equity &amp; Equity Related</b>	<b>99.62</b>
<b>Cash &amp; Other Receivable</b>	<b>0.38</b>
<b>Grand Total</b>	<b>100.00</b>

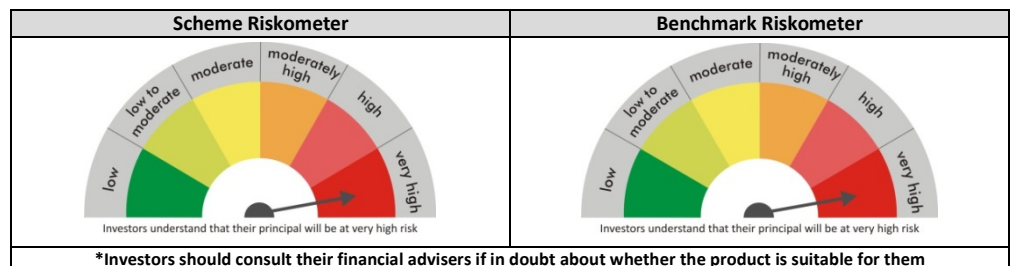
## INDUSTRY/ SECTOR ALLOCATION (%)



Period	Scheme Return (%)	Benchmark Return (%)	NIFTY Return (%)	Value of ₹10,000 invested		
				Scheme	Benchmark	NIFTY
6 Month	18.48%	10.54%	13.85%	11,848	11,054	11,385
1 Year	25.34%	4.17%	11.93%	12,534	10,417	11,193
3 Years	N.A.	N.A.	N.A.	N.A.	N.A.	N.A.
5 Years	N.A.	N.A.	N.A.	N.A.	N.A.	N.A.
Since Inception	48.46%	23.05%	25.03%	22,632	15,352	15,868

Past performance may or may not be sustained in the future. Returns greater than 1 year period are compounded annualized (CAGR). Load is not taken into consideration for computation of performance.

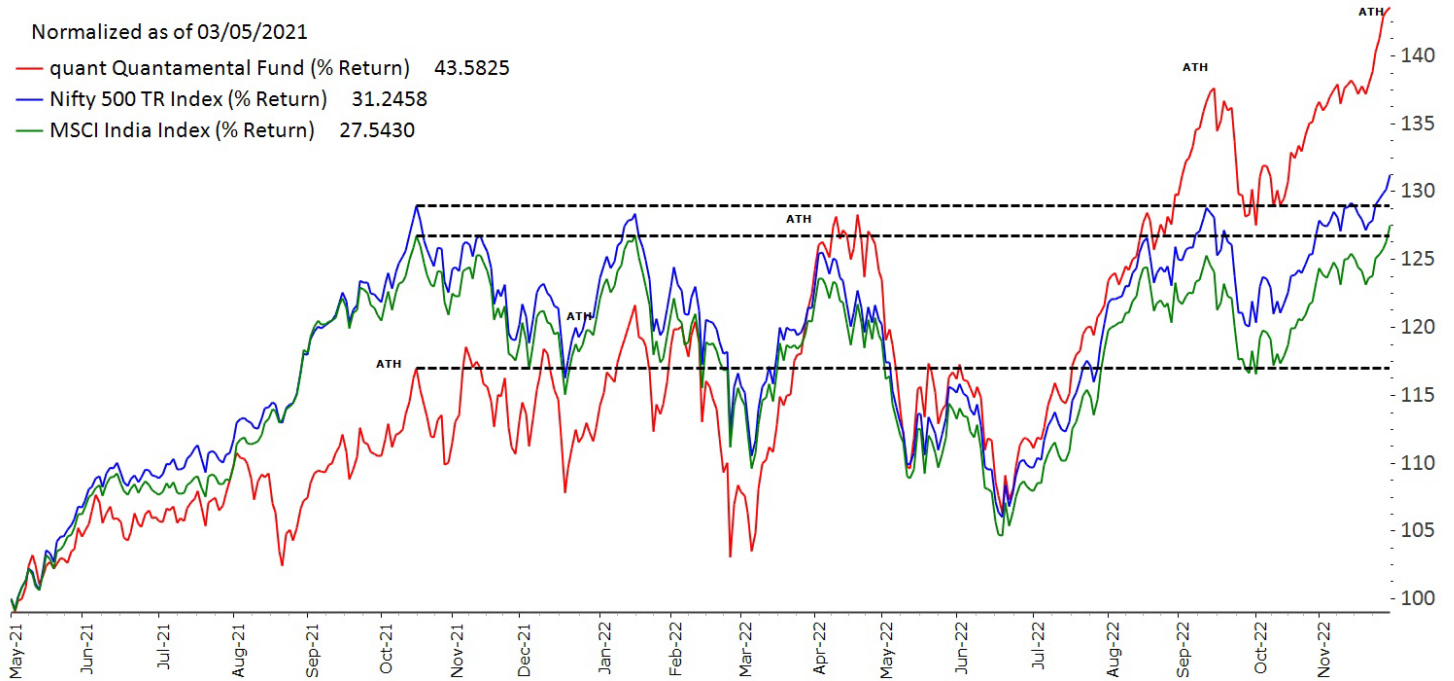
\*Since Inception Date = Date of First allotment in the Scheme / Plan



# quant Quantamental Fund

Normalized as of 03/05/2021

- quant Quantamental Fund (% Return) 43.5825
- Nifty 500 TR Index (% Return) 31.2458
- MSCI India Index (% Return) 27.5430



quant Quantamental Fund is an open ended thematic equity scheme with an objective to deliver superior returns as compared to the underlying benchmark over the medium to long term through investing in equity and equity related securities. The portfolio of stocks will be selected, weighed and rebalanced using stock screeners, factor based scoring and an optimization formula which aims to enhance portfolio exposures to factors representing ‘good investing principles’ such as growth, value and quality within risk constraints. Since its launch on May 3, 2021, quant Quantamental Fund has managed to yield a return of 43.58% with a portfolio beta of 1.05

**quant**  
**QUANT&MENTAL**  
FUND

**Adding alpha while subtracting beta**

(An open ended thematic Equity Scheme following a quant based investment theme)

**INVEST IN OUR PHILOSOPHY**

active | absolute | unconstrained

Get in touch with us at, Tel: +91 22 6295 5000 | Call / WhatsApp: +91 99 20 21 22 23 | E-Mail: help.mf@quant.in | Website: www.quantmutual.com

Mutual Funds investments are subject to market risks, read all scheme related documents carefully

## SCHEME SNAPSHOT

### INVESTMENT OBJECTIVE

The investment objective of the Scheme is to deliver superior returns as compared to the underlying benchmark over the medium to long term through investing in equity and equity related securities. The portfolio of stocks will be selected, weighed and rebalanced using stock screeners, factor based scoring and an optimization formula. However, there can be no assurance that the investment objective of the scheme will be realized.

### DATE OF INCEPTION\*

03 May 2021

### FUND MANAGERS

Sandeep Tandon | Ankit Pande  
Sanjeev Sharma | Vasav Sahgal

### NAV as on 30 November 2022

<b>Growth Option - Direct Plan</b>	14.3930
<b>Growth Option</b>	13.9949
<b>IDCW Option - Direct Plan</b>	14.4068
<b>IDCW Option</b>	14.0047

### MINIMUM INVESTMENT

5000/- and multiple of Re. 1/-

### SUBSEQUENT INVESTMENT

1000/- and multiple of Re. 1/-

### EXPENSE RATIO

Please [click here](#)

### LOAD STRUCTURE

<b>Entry</b>	Nil
<b>Exit</b>	Nil

### VOLATILITY MEASURES (3 Years)

<b>Standard Deviation *</b>	16.86%
<b>R- Squared</b>	-
<b>Beta</b>	-
<b>Sharpe Ratio*</b>	-

\*Standard Deviation, Sharpe Ratio & Beta are calculated on annualised basis using 3 years history of monthly returns; risk free rate assumed to be 5.96% for calculating Sharpe Ratio (calculated based on annualised CRISIL CBLO Index returns over 3 years)

### PORTFOLIO TURNOVER RATIO

(1 Year) 3.26 Times

**FUND SIZE** 204.29 Crore

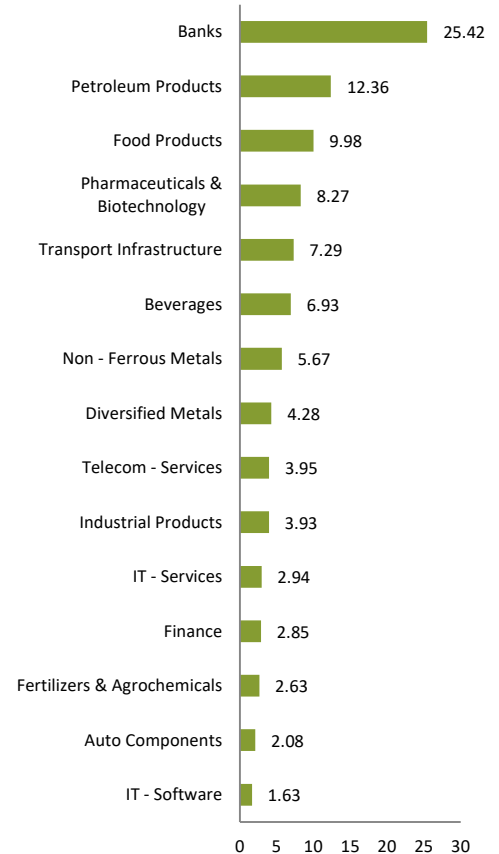
### BENCHMARK INDEX

NIFTY 500 TRI

## PORTFOLIO TOP HOLDING

STOCK/ INSTRUMENT	% TO NAV
Bikaji Foods International Limited	7.66
State Bank of India	7.39
Adani Ports & Special Economic Zone Ltd	7.29
United Spirits Limited	6.93
Reliance Industries Limited	6.68
HDFC Bank Limited	5.75
Bharat Petroleum Corp Ltd	5.68
Hindalco Industries Limited	5.67
Sun Pharmaceutical Industries Limited	5.41
RBL Bank Limited	4.28
<b>Total of Top 10 Holding</b>	<b>62.75</b>
<b>Equity &amp; Equity Related</b>	<b>100.22</b>
<b>Cash &amp; Other Receivable</b>	<b>-0.22</b>
<b>Grand Total</b>	<b>100.00</b>

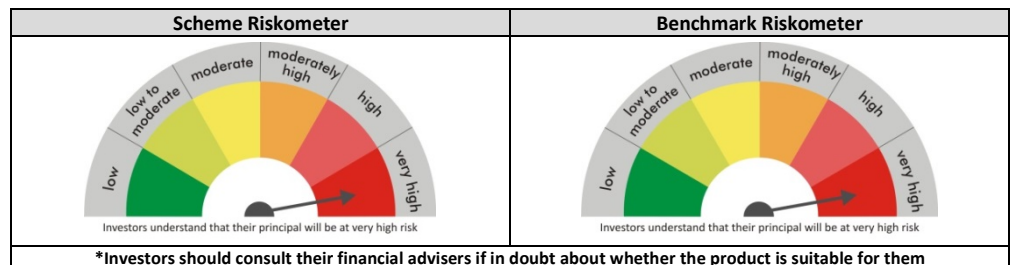
## INDUSTRY/ SECTOR ALLOCATION (%)



Period	Scheme Return (%)	Benchmark Return (%)	NIFTY Return (%)	Value of ₹10,000 invested		
				Scheme	Benchmark	NIFTY
<b>6 Month</b>	21.99%	13.66%	13.85%	12,199	11,366	11,385
<b>1 Year</b>	27.51%	10.20%	11.93%	12,751	11,020	11,193
<b>3 Years</b>	N.A.	N.A.	N.A.	N.A.	N.A.	N.A.
<b>5 Years</b>	N.A.	N.A.	N.A.	N.A.	N.A.	N.A.
<b>Since Inception</b>	23.75%	18.82%	18.70%	13,995	13,125	13,104

Past performance may or may not be sustained in the future. Returns greater than 1 year period are compounded annualized (CAGR). Load is not taken into consideration for computation of performance.

\*Since Inception Date = Date of First allotment in the Scheme / Plan





# Dividend History

quant Liquid Plan		
Period	Record Date	Dividend ₹ Per Unit
2022-2023	29-Apr-22	0.0477
2021-2022	31-Mar-22	0.0545
2021-2022	28-Feb-22	0.0466
2021-2022	31-Jan-22	0.0473
2021-2022	30-Nov-21	0.06
2021-2022	29-Oct-21	0.0463
2021-2022	28-Sep-21	0.0399
2021-2022	31-Aug-21	0.0510
2021-2022	27-Jul-21	0.0416
2021-2022	29-Jun-21	0.0551
2021-2022	25-May-21	0.0560
2021-2022	27-Apr-21	0.0541
2020-2021	30-Mar-21	0.0625
2020-2021	23-Feb-21	0.0469
2020-2021	24-Jan-21	0.0491
2020-2021	24-Nov-20	0.0512
2020-2021	27-Oct-20	0.0616
2020-2021	29-Sep-20	0.07
2020-2021	25-Aug-20	0.052
2020-2021	28-July-20	0.052
2020-2021	30-June-20	0.063
2020-2021	26-May-20	0.064
2020-2021	30-Apr-20	0.05
2019-2020	31-Mar-20	0.01
2019-2020	28-Feb-20	0.07
2019-2020	28-Jan-20	0.07
2019-2020	31-Dec-19	0.09
2019-2020	26-Nov-19	0.08
2019-2020	29-Oct-19	0.09
2019-2020	24-Sept-19	0.07
2019-2020	27-Aug-19	0.08
2019-2020	30-July-19	0.10
2019-2020	25-June-19	0.08
2019-2020	28-May-19	0.09
2019-2020	30-Apr-19	0.10
2018-2019	26-Mar-19	0.09
2018-2019	26-Feb-19	0.09
2018-2019	29-Jan-19	0.10
2018-2019	31-Dec-18	0.09
2018-2019	27-Nov-18	0.09
2018-2019	30-Oct-18	0.06
2018-2019	24-Sep-18	0.08
2018-2019	27-Aug-18	0.08
2018-2019	30-Jul-18	0.10
2018-2019	25-Jun-18	0.08
2018-2019	28-May-18	0.09
2018-2019	23-Apr-18	0.08
2017-2018	26-Mar-18	0.08
2017-2018	26-Feb-18	0.07
2017-2018	29-Jan-18	0.09
2017-2018	25-Dec-17	0.07
2017-2018	27-Nov-17	0.07
2017-2018	30-Oct-17	0.09
2017-2018	25-Sep-17	0.08
2017-2018	28-Aug-17	0.10
2017-2018	24-Jul-17	0.09

2017-2018	26-Jun-17	0.09
2017-2018	29-May-17	0.12
2017-2018	25-Apr-17	0.09
2016-2017	28-Mar-17	0.08
2016-2017	27-Feb-17	0.07
2016-2017	30-Jan-17	0.10
2016-2017	26-Nov-16	0.08
2016-2017	28-Nov-16	0.10
2016-2017	24-Oct-16	0.085
2016-2017	26-Sep-16	0.08
2016-2017	29-Aug-16	0.10
2016-2017	25-Jul-16	0.09
2016-2017	27-Jun-16	0.09
2016-2017	30-May-16	0.12
2016-2017	25-Apr-16	0.09
2015-2016	27-Apr-15	0.10
2015-2016	25-May-15	0.10
2015-2016	29-Jun-15	0.12
2015-2016	27-Jul-15	0.10
2015-2016	24-Aug-15	0.10
2015-2016	28-Sep-15	0.11
2015-2016	26-Oct-15	0.10
2015-2016	23-Nov-15	0.09
2015-2016	28-Dec-15	0.11
2015-2016	26-Jan-16	0.09
2015-2016	22-Feb-16	0.09
2015-2016	28-Mar-16	0.12

quant Active Fund		
Period	Record Date	Dividend ₹ Per Unit
2017-2018	26-Feb-18	1.50
2016-2017	1-Mar-17	1.50
2015-2016	2-Feb-16	1.00

quant Small-Cap Fund		
Period	Record Date	Dividend ₹ Per Unit
2017-2018	26-Feb-18	0.09
2017-2018	28-Jan-18	0.09
2017-2018	27-Dec-17	0.09
2017-2018	7-Dec-17	0.09
2017-2018	1-Nov-17	0.09
2017-2018	2-Oct-17	0.09
2017-2018	26-Sep-17	0.10
2017-2018	29-Aug-17	0.10
2017-2018	23-Jul-17	0.10
2017-2018	20-Jun-17	0.10
2017-2018	28-May-17	0.10
2017-2018	5-May-17	0.10
2016-2017	30-Mar-17	0.10
2016-2017	1-Mar-17	0.10
2016-2017	30-Jan-17	0.10
2016-2017	1-Jan-17	0.10
2016-2017	5-Dec-16	0.10
2016-2017	1-Nov-16	0.10
2016-2017	27-Sep-16	0.10
2016-2017	30-Aug-16	0.10
2016-2017	24-Jul-16	0.10
2016-2017	21-Jun-16	0.10

2016-2017	29-May-16	0.10
2016-2017	5-May-16	0.10
2015-2016	28-Mar-16	0.10
2015-2016	29-Feb-16	0.10
2015-2016	2-Feb-16	0.10
2015-2016	28-Dec-15	0.10
2015-2016	2-Dec-15	0.10
2015-2016	4-Nov-15	0.10
2015-2016	29-Sep-15	0.10
2015-2016	1-Sep-15	0.10
2015-2016	30-Jul-15	0.10
2015-2016	1-Jul-15	0.10
2015-2016	21-May-15	0.10
2015-2016	5-May-15	0.10

quant Tax Plan		
Period	Record Date	Dividend ₹ Per Unit
2017-2018	26-Feb-18	1.50
2017-2018	26-Sep-17	1.25
2016-2017	1-Mar-17	1.50
2016-2017	27-Sep-16	1.25

quant Multi Asset Fund		
Period	Record Date	Dividend ₹ Per Unit
2017-2018	26-Feb-18	1.50
2016-2017	1-Mar-17	1.50
2015-2016	2-Feb-16	1.00

quant Focused Fund		
Period	Record Date	Dividend ₹ Per Unit
2017-2018	26-Feb-18	2.0
2016-2017	1-Mar-17	2.0
2015-2016	2-Feb-16	2.5

quant Large & Mid-Cap Fund		
Period	Record Date	Dividend ₹ Per Unit
2018-2019	6-Aug-18	0.60
2017-2018	26-Feb-18	0.45
2017-2018	27-Dec-17	0.45
2017-2018	26-Sep-17	0.45
2017-2018	20-Jun-17	0.45
2016-2017	30-Mar-17	0.45
2016-2017	1-Jan-17	0.45
2016-2017	27-Sep-16	0.45
2016-2017	21-Jun-16	0.45
2015-2016	29-Feb-16	0.45
2015-2016	4-Nov-15	0.45

<p><b>Sharpe Ratio</b></p> <p>Sharpe Ratio is a risk to reward ratio, it measures portfolio returns generated in excess to the investment in risk-free asset, for per unit of total risk taken. While, positive Sharpe ratio indicates, portfolio compensating investors with excess returns (over risk-free rate) for the commensurate risk taken; negative Sharpe ratio indicates, investors are better off investing in risk-free assets.</p> <p><b>Beta</b></p> <p>Beta of a portfolio is a number indicating the relation between portfolio returns with that of the market index i.e. it measure the volatility, or systematic risk, of a portfolio in comparison to the market as a whole.</p> <p><b>Modified Duration</b></p> <p>A formula that expresses the measurable change in the value of a security in response to a change in interest rates. Modified duration of portfolio can be used to anticipate the change in market value of portfolio for every change in portfolio yield.</p> <p><b>R Squared</b></p> <p>It is a statistical measure of how closely the portfolio returns are correlated with its benchmark.</p>	<p><b>Standard Deviation</b></p> <p>A statistical measure that defines expected volatility/risk associated with a portfolio. This explains the variation/deviation from the average returns delivered by the portfolio. A higher standard deviation means higher volatility (risk) and a lower standard deviation means lower volatility</p> <p><b>Risk Free Return</b></p> <p>The theoretical rate of return of an investment with safest (zero risk) investment in a country.</p> <p><b>Total Expense Ratio</b></p> <p>Total expenses charged to scheme for the month expressed as a percentage to average monthly net assets.</p> <p><b>Average Maturity</b></p> <p>Weighted average maturity of the securities in scheme.</p> <p><b>Portfolio Yield (Yield To Maturity)</b></p> <p>Weighted average yield of the securities in scheme portfolio.</p>
--	--

## How to read factsheet

<p><b>Fund Manager</b></p> <p>An employee of the asset management company such as a mutual fund or life insurer, who manages investments of the scheme. He is usually part of a larger team of fund managers and research analysts.</p> <p><b>Application Amount for Fresh Subscription</b></p> <p>This is the minimum investment amount for a new investor in a mutual fund scheme.</p> <p><b>Minimum Additional Amount</b></p> <p>This is the minimum investment amount for an existing investor in a mutual fund scheme.</p> <p><b>Yield to Maturity</b></p> <p>The Yield to Maturity or the YTM is the rate of return anticipated on a bond if held until maturity. YTM is expressed as an annual rate. The YTM factors in the bond's current market price, par value, coupon interest rate and time to maturity.</p> <p><b>SIP</b></p> <p>Systematic Investment Plan (SIP) works on the principle of making periodic investments of a fixed sum. It works similar to a recurring bank deposit. For instance, an investor may opt for an SIP that invests ₹500 every 15th of the month in an equity fund for a period of three years.</p> <p><b>NAV</b></p> <p>The NAV or the net asset value is the total asset value per unit of the mutual fund after deducting all related and permissible expenses.</p> <p><b>AUM</b></p> <p>AUM or assets under management refers to the recent / updated cumulative market value of investments managed by a mutual fund.</p> <p><b>Modified Duration</b></p> <p>Modified duration is the price sensitivity and the percentage change in price for a unit change in yield.</p>	<p><b>Rating Profile</b></p> <p>Mutual funds invest in securities after evaluating their creditworthiness as disclosed by the ratings. A depiction of the mutual fund in various investments based on their ratings becomes the rating profile of the fund. Typically, this is a feature of debt funds.</p> <p><b>Benchmark</b></p> <p>A group of securities, usually a market index, whose performance is used as a standard or benchmark to measure investment performance of mutual funds, among other investments. Some typical benchmarks include the NIFTY, Sensex, BSE200, BSE500, 10-Year Gsec</p> <p><b>Entry Load</b></p> <p>A mutual fund may have a sales charge or load at the time of entry and/or exit to compensate the distributor/agent. Entry load is charged at the time an investor purchases the units of a mutual fund. The entry load is added to the prevailing NAV at the time of investment. For instance, if the NAV is ₹100 and the entry load is 1%, the investor will enter the fund at ₹101. (Note SEBI, vide circular dated June 30, 2009 has abolished entry load and mandated that the upfront commission to distributors will be paid by the investor directly to the distributor, based on his assessment of various factors including the service rendered by the distributor).</p> <p><b>Exit Load</b></p> <p>Exit load is charged at the time an investor redeems the units of a mutual fund. The exit load is reduced from the prevailing NAV at the time of redemption. The investor will receive redemption proceeds at net value of NAV less Exit Load. For instance if the NAV is ₹100 and the exit load is 1%, the investor will receive ₹99.</p>
---	---

# Point of Service (PoS) Location

KFIN Technologies Private Ltd.

**Agartala:** Bidurkarta Chowmuhani, J N Bari Road, Tripura ( West ), Agartala - 799001. **Agra:** 1st Floor, Deepak Wasan Plaza, Behind Holiday Inn, Opp Megdoot Furnitures, Sanjay Place, Agra - 282002. **Ahmedabad:** 201/202 Shail, Opp: Madhusudan House, Navrangpura, Ahmedabad - 380006. **Ajmer:** S. No. 1 & 2, 2Nd Floor, Ajmer Tower, Kutchery Road, Ajmer - 305001. **Akola:** Yamuna Tarang Complex, Shop No 30, Ground Floor, N. H. No- 06, Akola, Akola - 444004. **Aligarh:** 1st Floor, Kumar Plaza, Aligarh - 202001. **Allahabad:** Rsa Towers, 2Nd Floor, Above Sony Tv Showroom, 57, S P Marg, Civil Lines, Allahabad - 211001. **Alleppy:** XIV 172, Jp Towers, Mullackal, Ksrtc Bus Stand, Alleppy - 688011. **Alwar:** 101, Saurabh Tower, Opp. Uit, Near Bhagat Singh Circle, Road No. 2, Alwar - 301001. **Ambala:** 6349, Nicholson Road, Adjacent Kos Hospitalambala Cant, Ambala - 133001. **Amravati:** Shop No 13 & 27, Gulshan Plaza, Badnera Road, Near Bhartiya Mahavidyalaya, Rajapeth, Amravati - 444605. **Amritsar:** 72-A, Taylor's Road, Opp Aga Heritage Club, Amritsar - 143001. **Anand:** B-42 Vaibhav Commercial Center, Nr Tvs Down Town Show Room , Grid Char Rasta, Anand - 380001. **Ananthapur:** #15/149, 1st Floor, S R Towers, Subash Road, Opp. To Lalitha Kala Parishad, Anantapur - 515001. **Ankleshwar:** L/2 Keval Shopping Center, Old National Highway, Ankleshwar, Ankleshwar - 393002. **Asansol:** 114/71 G T Road, Near Sony Center, Bhanga Pachli, Asansol - 713303. **Aurangabad:** Ramkunj Niwas, Railway Station Road, Near Osmanpura Circle, Aurangabad - 431005. **Azamgarh:** 1st Floor, Alkal Building, Opp. Nagaripalika Civil Line, Azamgarh - 276001. **Balalore:** Gopalgaon, M.S Das Street, Gopalgaon, Balalore, Orissa, Balalore - 756001. **Bangalore:** 59, Skanda puttanna Road, Basavanagudi, Bangalore - 560004. **Bangur:** Ambika Market Complex (Ground Floor), Nutanganj, Post & Dist Bankura, Bankura - 722101. **Bareilly:** 1st Floor, 165, Civil Linesopp. Hotel Bareilly Palace, Near Railway Station, Bareilly - 243001. **Barhampore (Wb):** Thakur Market Complex, Gorabazar, Post Berhampore Dist Murshidabad, 72 No Nayasarak Road, Barhampore (Wb) - 742101. **Baroda:** Sb-5, Mangaldeep Complex, Opp. Masonic Hall, Productivity Road, Alkapuri, Baroda - 390007. **Begusarai:** Near Hotel Diamond Surbhi Complex, O C Township Gate, Kapasiya Chowk, Begusarai - 851117. **Belgaum:** Cts No 3939/ A2 A1, Above Raymonds Show Room | Beside Harsha Appliances, Club Road, Belgaum - 590001. **Bellary:** No. 1, Khb Colony, Gandhi Nagar, Bellary - 583103. **Berhampur (Or):** 3rd Lane Dham Nagar, Opp - Divya Nandan Kalyan Mandap, Near Lohiya Motor, Orissa, Berhampur (Or) - 760001. **Betul:** 107, 1st Floor, Hotel Utkarsh, | J. H. College Road, Betul - 460001. **Bhagalpur:** 2Nd Floor, Chandralok Complex, Ghantaghar, Radha Rani Sinha Road, Bhagalpur - 812001. **Bharuch:** Shop No 147-148, Aditya Complex, Near Kasak Circle, Bharuch - 392001. **Bhatinda:** #2047-A 2Nd Floor, The Mall Road, Above Max New York Life Insurance, New Delhi - 151001. **Bhavnagar:** G-11 Giranjali Complex, Beside Bhavnagar Municipal Corporation & Collector Office, Kalanala, Bhavnagar - 364001. **Bhilai:** Shop No -1, First Floor, Plot No -1, Commercial Complex, Nehru Nagar - East, Bhilai - 490020. **Bhilwara:** Shop No. 27-28, 1st Floor, Heera Panna Market, Pur Road, Bhilwara - 311001. **Bhopal:** Kay Kay Business Centre, 133, Zone 1, Mp Nagar, Above City Bank, Bhopal - 462011. **Bhubaneswar:** A/181, Back Side Of Shivam Honda Show Room, Saheed Nagar, Bhubaneswar - 751007. **Bikaner:** 70-71, 2Nd Floor | Dr.Chahar Building, Panchsati Circle, Sadul Ganj, Bikaner - 334001. **Bilaspur:** Shop No-201 & 202, 1st Floor, V R Plaza, Link Road, Bilaspur, C. G. Bilaspur - 495001. **Bokaro:** B-1, 1st Floor, City Centre, Sector - 4, Near Sona Chandi Jewellers, Bokaro - 827004. **Burdwan:** 63 Gt Road, Halder Complex 1st Floor, Burdwan - 713101. **Calicut:** Iind Floor Soubhagya Shopping Complex, Arayidathpalam, Mavoor Road, Calicut - 673004. **Chandigarh:** Sco-371-3725, Above Hdcc Bank, Sector 35-B, Chandigarh - 160036. **Chandrapur:** Shop No-6, Office No-2 1st Floor, Rauts Raghuvanshi Complex, Beside Azad Garden Main Road, Chandrapur - 442402. **Chennai:** F-11, Akshaya Plaza, 1st Floor, 108, Adithanar Salai, Egmore, Opp To Chief Metropolitan Court, Chennai - 600002. **Chinsura:** J C Ghosh Saranu, Bhanga Gara, Chinsurah, Hooghly, Chinsura - 712101. **Cochin:** Ali Arcade, 1st Floor, Kizhavana Road, Panampilly Nagar, Near Atlantis Junction, Ernakulam - 682036. **Coimbatore:** 1057/1058 Jaya Enclave, 2nd Floor, Avinashi Road, Coimbatore - 641018. **Cuttack:** Po - Buxi Bazar, Cuttack, Opp Dargha Bazar, Dargha Bazar, Cuttack - 753001. **Darbhanga:** Jaya Complex, 2Nd Floor, Above Furniture Planet, Donar, Chowk, Darbhanga - 846003. **Davangere:** 376/2, 4th Main, 8th Cross, P J Extn, Davangere - 577002. **Dehradun:** Kaulgarh Road, Near Sirmaur Margabove, Reliance Webworld, Dehradun - 248001. **Deoria:** 1st Floor, 1st Floor, Opp. Zila Panchayat, Civil Lines, Deoria - 274001. **Dewas:** 27 Rmo House, Station Road, Above Maa Chamunda Gaes Agency, Dewas - 455001. **Dhanbad:** 208 New Market 2Nd Floor, Bank More, Dhanbad - 826001. **Dharwad:** 7 & 8 Banashankari Avenue, Opp Nttf, P B Road, Dharwad - 580001. **Dhule:** Ashoka Estate, Shop No. 14/A, Upper Ground Floor, Sakri Road, Opp. Santoshi Mata Mandir, Dhule - 424001. **Dindigul:** No - 9 Old No. 16, New Agraharam, Palani Road, Dindigul - 624001. **Durgapur:** 1st Floor, Old Dutta Automobile Bldg, Nachan Road, Benachity, Durgapur - 713213. **Eluru:** D.No: 238-5-93/1, Savithri Complex, Edaravari Street, Near Dr.Prabhavathi Hospital,R. R. Pet, Eluru - 534002. **Erode:** No: 4, Veerappan Traders Complex, KMY Salai, Sathy Road, Opp. Erode Bus Stand, Erode - 638003. **Faridabad:** A-2B, 1st Floor, Nehru Groundnit, Faridabad - 121001. **Ferozpur:** The Mall Road, Chawla Building, 1st Floor, Opp. Centrail Jail, Near Hanuman Mandir, Ferozpur - 152002. **Gandhidham:** 203 2Nd Floor, Bhagwati Chamber, Kutchkala Road, Gandhidham - 370201. **Gandhinagar:** Plot No - 945/2, Sector - 7/C, Opp Pathika, Gandhinagar - 382007. **Gaya:** 1st Floor Lal Bhawan, Tower Chowk, Near Kiran Cinema, Gaya - 823001. **Ghaziabad:** 1st Floor-7, Lohia Nagar, Ghaziabad - 201001. **Ghaziपुर:** 2Nd Floor, Shubhra Hotel Complex, Mahabugh, Ghazipur - 233001. **Gonda:** Shri Market, Sahabgunj, Station Road, Gonda - 271001. **Gorakhpur:** Above V. I. P. Houseajdant, A.D. Girls College, Bank Road, Gorakpur - 273001. **Gulbarga:** Cts No 2913 1st Floor, Asian Towers, Jagath Station Main Road, Next To Adithya Hotel, Gulbarga - 585105. **Guntur:** D No 6-10-27, Sriinilayam, Arundelpet, 10/1, Guntur - 522002. **Gurgaon:** Shop No.18, Ground Floor, Sector - 14, Opp. Akd Tower, Near Huda Office, Gurgaon - 122001. **Guwahati:** 54 Sagarika Bhawan 2Nd Floor, R G Barooah Road, Aidc, Near Baskin Robbins, Guwahati - 781024. **Gwalior:** 37/38, Lashkar, Mlb Roadshinde Ki Chhawani, Near Nadi Gate Pul, Gwalior - 474001. **Haldwani:** Above Kapilaz, Sweet House, Opp Lic Building, Pilikothi, Haldwani - 263139. **Haridwar:** 8, Govind Puri, Opp. LIC - 2, Above Vijay Bank, Main Road, Ranipur More, Haridwar - 249401. **Hassan:** St Anthony'S Complex, Ground Floor, H.N. Pura Road, Hassan - 573201. **Hissar:** Sco-71, 1st Floor, Red Square Market, Hissar - 125001. **Hoshiarpur:** 1st Floor, The Mall Tower, Opp Kapila Hospital, Sutheri Road, Hoshiarpur - 146001. **Hubli:** 22Nd & 23Rd, 3Rd Floor, Eureka Junction, Travellers Bungalow, Hubli - 580029. **Hyderabad:** 8-2-596, Avenue 4, Karvy Plaza, Street No 1, Banjara Hills, Hyderabad - 500034. **Indore:** 213 B City Center, M.G. Road, Opp. High Court, Indore - 452001. **Jabalpur:** Grover Chamber, 43 Naya Bazar Malviya Chowk, Opp Shyam Market, Jabalpur - 482002. **Jaipur:** 516/A, Iind Floor, Land Mark Building Opp Jai Club, Mahaver Marg C Scheme, Jaipur - 302001. **Jalandhar:** Arora Prime Tower, Lowe Ground Floor, Office No 3 Plot No 28, Jalandhar - 144001. **Jalgaon:** 113, Navi Peth, B/H Mahalaxmi Dairy, Jalgaon - 425001. **Jalpaiguri:** D B C Road Opp Nirala Hotel, Opp Nirala Hotel, Jalpaiguri - 735101. **Jammu:** 5 A/D Extension 2, Near Panama Chowk Petrol Pump, Panama Chowk, Jammu - 180012. **Jamnagar:** 108 Madhav Palaza, Opp Sbi Bank, Nr Lal Bunglow, Jamnagar - 361001. **Jamshedpur:** Kanchan Tower, 3Rd Floor, Main Road, Bistupur, Near Traffic Signal, Jamshedpur - 831001. **Jaunpur:** R N Complex, 1-1-9-G, In Front Of Pathak House, Umarmarup, Jaunpur - 222002. **Jhansi:** 371/01, Narayan Plaza,Gwalior Road, Near Jeevan Shah Chauraha, Jhansi - 284001. **Jodhpur:** 203, Modi Arcade, Chopasni Road, Jodhpur - 342001. **Junagadh:** 124-125 Punit Shopping Center, M.G Road, Ranavav Chowk, Junagadh - 362001. **Kannur:** 2 Nd Floor, Prabhath Complex, Fort Road, Nr. Icici Bank, Kannur - 670001. **Kanpur:** 15/46, B, Ground Floor, Opp: Muir Mills, Civil Lines, Kanpur - 208001. **Karaikudi:** Gopi Arcade, 100 Feet Road, Karaikudi - 630001. **Karimnagar:** H.No.4-2-130/131, Above Union Bank, Jafri Road, Rajeev Chowk, Karimnagar - 505001. **Karnal:** 18/369, Char Chaman, Kunjapura Road, Behind Miglani Hospital, Karnal - 132001. **Karur:** No.6, old No.1304, Thiru-vika Road, Near G.R. Kalyan Mahal, Karur - 639001. **Kharagpur:** 180 Malancha Road, Beside Axis Bank Limited, Kharagpur - 721304. **Kolhapur:** 605/1/4 E Ward, Shahupuri 2 Lane, Laxmi Niwas, Near Sultane Chambers, Kolhapur - 416001. **Kolkata:** 166 A Rashbihari Avenue 2Nd Floor, Opp - Fortish Hospital, Kolkata - 700029. **Kollam:** Sree Vigneswara Bhavan, Shastri Junction, Kollam - 691001. **Korba:** 1st Floor, 35, Indira Complex, P. Nagar, Korba - 495677. **Kota:** 29, 1st Floor, Near Lala Lajpat Rai Circle, Shopping Centre, Kota - 324007. **Kottayam:** 1st Floor Csiascension Square, Railway Station Road, Collectorate P O, Kottayam - 686002. **Kurnool:** Shop No.43, 1st Floor, S V Complex, Railway Station Road, Near Sbi Main Branch, Kurnool - 518004. **Lucknow:** 24, Prem Nagar, Ashok Marg, Lucknow - 226001. **Ludhiana:** Sco - 136, 1st Floor Above Airtel Showroom, Feroze Gandhi Market, Ludhiana - 141001. **Madurai:** Rakesh towers, 30-C, 1st Floor, Bye pass Road, Opp Nagappa motors, Madurai - 625010. **Malappuram:** First Floor, Cholakkal Building, Near U P School, Uj Hil, Malappuram - 676505. **Malda:** Sahis Tuli, Under Ward No.6, No.1 Govt Colony, English Bazar Municipality, Malda - 732101. **Mandali:** 149/11, School Balapur, Mandi - 175001. **Mangalore:** Mahendra Arcade Opp Court Road, Karangal Pad, Mangalore - 575003. **Margao:** 2Nd Floor, Dalal Commercial Complex, Paifond, Margao - 403601. **Mathura:** Ambey Crown, Iind Floor, In Front Of Bsa College, Gaushala Road, Mathura - 281001. **Meerut:** 1st Floor, Medi Centreopp Icici Bank, Hapur Road Near Bachha Park, Meerut - 250002. **Mehsana:** Ul/47 Apollo Enclave, Opp Smandhan Temple, Modhera Cross Road, Mehsana - 384002. **Mirzapur:** Girja Sadan, Dawari Gunj, Mirzapur - 231001. **Moga:** 1st Floor,Dutt Road, Mandir Wali Gali, Civil Lines, Barat Ghar, Moga - 142001. **Moradabad:** Om Arcade, Parker Road, Above Syndicate Bank,Chowk Tari Khana, Moradabad - 244001. **Morena:** Moti Palace, Near Ramjanki Mandir, Near Ramjanki Mandir, Morena - 476001. **Mumbai:** 24/B, Raja Bahadur Compound, Ambalal Doshi Marg, Behind Bse Bldg, Fort - 400001. **Muzaffarpur:** I St Floor, Uma Market, Thana Gumtimotoi Jheel, Muzaffarpur - 842001. **Mysore:** L-350,Silver Tower, Ashoka Road, Opp.Clock Tower, Mysore - 570001. **Nadiad:** 104/105, Near Paras Cinema, City Plot Nadiad, Nadiad - 387001. **Nagercoil:** 3A, South Car Street, Nagercoil - 629001. **Nagpur:** Plot No 2/1 House No 102/1, Mata Mandir Road, Mangaldeep Appartment Opp Khandelwal Jewelers, Dharampeth, Nagpur - 440010. **Namakkal:** 105/2, Arun Towers, Paramathi Street, Namakkal - 637001. **Nanded:** Shop No.4, Santakrishi Market, G G Road, Opp. Bank Of India, Nanded - 431601. **Nasik:** S-12,Suyojit Sankul, Sharanpur Road, Near Rajiv Gandhi Bhawan, Nasik - 422002. **Nasvadi:** 1/1 Chinmay Arcade, Opp Sattapur Rd, Tower Rd, Masvadi - 396445. **Nellore:** G-16-2-230, Room No : 27, 2Nd Floor, Keizen Heights, Gandhi Nagar, Pogathota, Nellore - 524001. **New Delhi:** 305 New Delhi House, 27 Barakhamba Road, New Delhi - 110001. **Nizamabad:** H No:5-6-430, A Bove Bank Of Baroda First Floor, Beside Hdcc Bank, Hyderabad Road, Nizamabad - 503003. **Noida:** 307 Jaipuria Plazad 68 A, 2Nd Floor, Opp Delhi Public School, Sector 26, Noida - 201301. **Palghat:** No: 20 & 21, Metro Complex H.P.O.Road Palakkad, H.P.O.Road, Palakkad - 678001. **Panipat:** 1st Floor, Krishna Tower, Above Amertex, G.T. Road, Panipat - 132103. **Panjim:** City Business Centre, Coelho Pereira Building, Room No 18,19 & 20, Dada Vaidya Road, Panjim - 403001. **Pathankot:** 1st Floor, 9 A, Improvement Trust Building, Patel Chowk, Pathankot - 145001. **Patiala:** Sco 27 D, Chhotti Baradari, Near Car Bazaar, Patiala - 147001. **Patna:** 3A, 3Rd Floor Anand Tower, Exhibition Road, Opp Icici Bank, Patna - 800001. **Pollachi:** S S Complex, New Scheme Road, Pollachi - 642002. **Pondicherry:** No:7, Thyagarajar Street, Pondicherry - 605001. **Praddar:** Shop No:4, Araveti Complex, Mydukuru Road, Beside Syndicate Bank, Proddar - 516360. **Pudukottai:** Sundaram Masilamani Towers, Ts No. 5476 - 5479, Pm Road, Old Tirumayam Salai, Near Anna Statue, Jublie Arts, Pudukottai - 622001. **Pune:** Office # 16, Ground Floor, Shrinath Plaza, Near Dyaneshwar Paduka Chowk, F C Road, Pune - 411005. **Raipur:** 2 & 3 Lower Level, Millenium Plaza, Room No. LI 2 & 3, Behind Indian Coffee House, Raipur - 492001. **Rajahmundry:** D.No.6-1-4, Rangachary Street, T. Nagar, Near Axis Bank Street, Rajahmundry - 533101. **Rajapalayam:** Sri Ganapathy Complex, 148/5/18, T P Mills Road, Rajapalayam - 626117. **Rajkot:** 104, Siddhi Vinyak Com. Opp Ramkrishna Ashram, Dr Yagnik Road, Rajkot - 360001. **Ranchi:** Room No 307 3Rd Floor, Commerce Tower, Beside Mahabir Tower, Ranchi - 834001. **Ratlam:** 1 Nagpal Bhawan, Free Ganj Road , Do Batti, Near Nokia Care, Ratlam - 457001. **Renukoot:** Shop No.18, Near Complex Birla Market, Renukoot - 231217. **Rewa:** 1st Floor, Angoori Building, Beside Allahabad Bank, Trans University Road, Civil Lines, Rewa - 485001. **Rohtak:** 1st Floor, Ashoka Plaza, Delhi Road, Rohtak - 124001. **Roorkee:** Shree Ashadeep Complex, 16, Civil Lines, Near Income Tax Office, Roorkee - 247667. **Rourkela:** 1st Floor Sandhu Complex, Kachery Road, Uditnagar, Rourekla - 769012. **Sagar:** Above Poshak Garments, 5 Civil Lines, Infront Of Income Tax Office, Sagar - 470002. **Saharanpur:** 18 Mission Market, Court Road, Saharanpur - 247001. **Salem:** No:40, 2nd Floor, BrindavanRoad, Fairlands, Near Perumal Koil, Salem - 636016. **Sambalpur:** Ground Floor Quality Massion, Sambalpur - 768001. **Satna:** 1<sup>st</sup> Floor, Gopal Complex, Near Bus Stand, Rewa Road, Satna - 485001. **Shaktinagar:** 15t/A-375, V V Colony, Dist Sonebhadra, Shaktinagar - 231222. **Shillong:** Annex Mani Bhawan, Lower Thana Road, Near R K M Lp School, Shillong - 793001. **Shimla:** Triveni Building, By Pas Chowkhalaini, Shimla - 171002. **Shimoga:** Udaya Ravi Complex, LLR Road, Durgi Gudi, Shimoga - 577201. **Shivpuri:** 1st Floor, M.P.R.P. Building, Near Bank Of India, Shivpuri - 473551. **Sikar:** First Floor, Super Tower, Behind Ram Mandir Near Taparyia Bagichi, Sikar - 332001. **Silchar:** N.N. Dutta Road, Chowchakra Complex, Premtala, Silchar - 788001. **Siliguri:** Nanak Complex, Sevoke Road, Siliguri - 734001. **Sitapur:** 12/12-A Sura Complex, Arya Nagar Opp. Mal Godam, Sitapur - 261001. **Sivakasi:** 363, Thiruthangal Road, Opp: TNEB, Sivakasi - 626123. **Solan:** Sahni Bhawan, Adjacent Anand Cinema Complex, The Mall, Solan - 173212. **Solapur:** Block No 06, Vaman Nagar, Opp D-Mart, Jule Solapur - 413004. **Sonepat:** 205 R Model Town, Above Central Bank Of India, Sonepat - 131001. **Sri Ganganagar:** 35E Block, Opp: Sheelta Mata Vaateka Sri Ganganagar, Sri Ganganagar - 335001. **Srikakulam:** D.No-4-1-28/1, Venkateswara Colony, Near Income Tax Office, Srikakulam - 532001. **Sultanpur:** Rama Shankar Complex, Civil Lines, Faizabad Road, Sultanpur - 228001. **Surat:** G-5 Empire State Building, Nr Udhna Darwaja, Ring Road, Surat - 395002. **Thanjavur:** No. 70, Nalliah Complex, Srinivasam Pillai Road, Tanjore - 613001. **Thodupuzha:** First Floor, Pulimootill Pioneer, Pala Road, Thodupuzha - 685584. **Tirunelveli:** 55/18, Jeney Building, S N Road, Near Aravind Eye Hospital, Tirunelveli - 627001. **Tirupathi:** Plot No: 16, 1st Floor, R C Road, Near Palani Theater, Tirupathi - 517501. **Tirupur:** First Floor, 224 A, Kamaraj Road, Opp to Cotton market complex, Tirupur - 641604. **Tiruvalla:** 2Nd Floor, Erinjery Complex, Ramanchira, Opp Axis Bank, Thiruvalla - 689107. **Trichur:** 2Nd Floor, Brothers Complex, Naikankal Junction, Shornur Road, Near Dhanalakshmi Bank H O, Thirissur - 680001. **Trichy:** 60, Sri Krishna Arcade, Thennur High Road, Trichy - 620017. **Trivandrum:** 2Nd Floor, Akshaya Tower, Sashtamangalam, Trivandrum - 695010. **Tuticorin:** 4 - B, A34 - A37, Mangalamani Mani Nagar, Opp. Rajaji Park, Palayamkottai Road, Tuticorin - 628003. **Udaipur:** 201-202, Madhav Chambers, Opp G P O, Chetak Circle, Udaipur - 313001. **Ujjain:** 101 Aashta Tower, 13/1 Dhanwantri Marg, Freeganj, Ujjain - 456010. **Valsad:** Shop No 2, Phiroza Corner, Opp Next Show Room, Tithal Road, Valsad - 396001. **Vapi:** Shop No-12, Ground Floor, Sheetal Appatment, Near K P Tower, Vapi - 396195. **Varanasi:** D-64/1321st Floor, Anant Complex, Sibra, Varanasi - 221010. **Vellore:** 1, M N Arcade, Officers Line, Krishna Nagar, Vellore - 632001. **Vijayanagar:** Soubhagya, 19-6-1/3, 2Nd Floor, Near Fort Branch, Opp: Three Temples, Vijayanagar - 535002. **Vijayawada:** 39-10-7, Opp : Municipal Water Tank, Labbipet, Vijayawada - 520010. **Visakhapatnam:** Door No 47-14-5/1, Eswar Paradise, Dwarakanagar Main Road, Visakhapatnam - 530016. **Warangal:** 5-6-95, 1 St Floor, Opp: B.Ed Collage, Lashkar Bazar, Chandra Complex, Hanmakonda, Warangal - 506001. **Yamuna Nagar:** Jagdhari Road, Above Uco Bank, Near D.A.V. Girls College, Yamuna Nagar - 135001.



multi asset, multi manager

## MUTUAL FUND | INVESTMENT SCHEMES



### quant mutual fund

registered office: 6th floor, sea breeze building, appasaheb marathe marg, prabhadevi, mumbai - 400 025.

tel: +91 22 6295 5000 | phone/whatsapp: +91 9920 21 22 23 | [communication@quant.in](mailto:communication@quant.in) | [www.quantmutual.com](http://www.quantmutual.com)