



Factsheet



quant Mutual

(Formerly known as Escorts Mutual Fund)

February 2020

Table of content

Scheme Details

▪ quant Active Fund	4
▪ quant Large & Mid-Cap Fund	5
▪ quant Mid Cap Fund	6
▪ quant Small Cap Fund	7
▪ quant Focused Fund	8
▪ quant Consumption Fund	9
▪ quant Infrastructure Fund	10
▪ quant Tax Plan	11
▪ quant Liquid Fund	12
▪ quant Money Market Fund	13
▪ quant Dynamic Bond	14
▪ quant Absolute Fund	15
▪ quant Multi Asset Fund	16
Dividend History	17
Glossary	18
AMC Branches & Point of Service (POS Location)	19

Disclaimer: The Factsheet is for general reading purpose only and is not meant to serve as a professional guide. This document has been prepared on the basis of publicly available information, internally developed data and other sources believed to be reliable. The Sponsor, the Investment Manager, the Trustee or any of their respective directors, employees, affiliates or representatives ("entities & their affiliates") do not assume any responsibility for, or warrant the authenticity, accuracy, completeness, adequacy and reliability of such information. Whilst no action has been solicited based upon the information provided herein; due care has been taken to ensure that the facts are accurate and opinions given are fair and reasonable. This information is not intended to be an offer or solicitation for the purchase or sale of any financial product or instrument. Recipients of this information are advised to rely on their own analysis, interpretations & investigations. Readers are also advised to seek independent professional advice order to arrive at an informed investment decision. Entities & their affiliates shall not be liable for any direct, indirect, special, incidental, consequential, punitive or exemplary damages, including loss of profits, arising in any way from the information contained in this material. Entities & their affiliates including persons involved in the preparation or issuance of this material may from time to time have long or short positions in and buy or sell the securities there of, of company (ies)/ specific economic sectors mentioned herein. NAV of the plan/option of certain schemes are not provided for certain cases as the NAV was not computed because there were no investors as on the date on which the NAV details are provided.

Mutual Fund investments are subject to market risks, read all scheme related documents carefully

Equity Outlook: A Budgetary Affair

The Nifty 50 Index closed the month with a decline of ~2%, after touching a new life high of 12430, while the Nifty Midcap 150 Index ended with a positive ~5%.

The story is nothing new, in the final days leading up to the budget, market participants had pinned hopes of a flurry of reforms to kick start the Indian growth engine, markets rallied to a near all-time high with expectations of changes in personal income tax rates, capital gains tax, etc.

However, the message is simple – there is little the Government can do, in an overall revenue constrained environment to help revive the economy - with income tax reforms that left a bad aftertaste and a status quo on capital gain tax. The market began its mayhem at around 1.30pm and by 3.30pm the nifty fell over 2%. This is where the story gets interesting; the view coming in from our proprietary quant Fear Index paints a contrarian picture. We witnessed a massive spike in the index on Budget day, indicating massive capitulation in the minds of participants. Investors can look to accumulate stocks in declines and turn aggressive buyers.

From a flow perspective budget is not very negative for FPIs but their action would be more top-down based on global developments and view on emerging markets. Interest in mid and small caps had revived and in the course of CY20 we expect mean reversion to allow mid & small caps to catch up on their last two years underperformance vis-à-vis Nifty-50 Index.

Our proprietary quant Risk appetite and quant liquidity Indicators show that money flow to our markets will continue to improve. As earlier stated, money has shifted from the top 10 Nifty heavyweights and started to flow into the remaining 40 stocks within the Nifty 50 and bullish sentiments re-emerged in the mid and small cap indices and thus, our positive stance on select high beta names in the Pharmaceutical/Healthcare and Agricultural focused stocks due to renewed government focus on such sectors.

Fixed Income Outlook: Bloom in the Gloom

With the current situation of the Indian economy and lackluster global scenario, all eyes were on the Union Budget of 2020-21. For FY2020-21, the government has pegged the nominal GDP growth at a more realistic 10 per cent (200 bps lower than was proposed in the budgeted estimate of 2019-20).

The ambitious government has set out on a mission to complete their fiscal deficit target. With their hands tied given the current economic landscape, for FY 20-21, a huge surprise came in with the disinvestment of the government's largest holding – LIC. A well-planned strategic disinvestment of ~1% of LIC will unlock value of 1akh crore for the government, covering ~48% of their target of INR 2.10lakh crores. Given the history, in case the aforementioned plans aren't followed, there could be severe pressure on the economy. Notably, the government's gross market borrowing is budgeted to increase by ~10% to INR 7.80 lakh crore from INR 7.10 lakh crore in FY20-21. With this proposed one-time boost to the economy to meet the target, the government must rely on tax buoyancy and social saving schemes like NSSF to maintain a fiscal deficit target of 3.5%.

Domestically, Inflation strengthened in India with CPI at 7.4% yoy, on account of an unusual and prolonged surge in food prices. Albeit, certain economic indicators like an increased GST collection (INR 1.03 trn), robust tractor and UV sales show some early signs of partial recovery. Industrial activity, measured by the IIP, improved in November catapulted by an increase in the output of core industries. Further, on account of an increased output and an influx of orders, the PMI grew by 8% MoM. Also, the trade deficit narrowed to US\$11.3bn in December 2019 from US\$12.1bn deficit in November, led by a rise in exports of engineering goods and readymade garments on a sequential basis. The sequential pick-up in exports at 5.3% is softer than the usual rise that is seen in December, indicating that external demand conditions remain weak. Indeed, on a YoY basis exports were lower by 1.8% in December. Meanwhile, non-oil non-gold imports continued to contract (on Y-o-Y basis) for the seventh consecutive month.

Despite the cheers on the US-Sino deal, China's woes have taken opened up a new page in history; the onslaught of the Coronavirus has left the nation in a despicable situation and affected the global financial markets. On account of the morose landscape in China, crude prices significantly corrected to 50\$/barrel, a positive for India in the short-term. Another major positive for India is that rabi sowing has been higher by 9.5 per cent up to January 31, 2020 compared to a year ago. Maybe India could be the Lotus blooming in this global slowdown with our north east monsoon rainfall also being above normal. The storage in major reservoirs – the main source of irrigation during the rabi season – was 70 per cent of the full reservoir level (as on January 30, 2020) as compared with 45 per cent a year ago. With Inflation coming down going forward, the 10 year benchmark yields will likely hover around 6.40% - 6.60% in the short-medium term given the fiscal constraints.

SCHEME SNAPSHOT

INVESTMENT OBJECTIVE

The primary investment objective of the scheme is to seek to generate capital appreciation & provide long-term growth opportunities by investing in a portfolio of Large Cap, Mid Cap and Small Cap companies. There is no assurance that the investment objective of the Scheme will be realized.

DATE OF ALLOTMENT

April 04, 2001

FUND MANAGER

Rochan Pattanayak (Equity)

Vasav Sahgal (Equity)

Sanjeev Sharma (Debt)

NAV as on 31 January 2020

Dividend	21.5487
Dividend Option-Direct Plan	22.1199
Growth	188.1163
Growth Option-Direct Plan	190.8072

MINIMUM INVESTMENT

100/- and multiple of Re. 1/-

TOTAL EXPENSE RATIO

Regular	2.48%
Direct	2.38%

LOAD STRUCTURE

Entry	Nil
Exit	Nil

VOLATILITY MEASURES (3 Years)

Standard Deviation *	13.08%
R- Squared	0.74
Beta*	0.87
Sharpe Ratio*	0.45

*Standard Deviation, Sharpe Ratio & Beta are calculated on annualised basis using 3 years history of monthly returns; risk free rate assumed to be 5.96% for calculating Sharpe Ratio (calculated based on annualised CRISIL CBLO Index returns over 3 years)

PORTFOLIO TURNOVER RATIO

(1 Year) 4.25 Times

FUND SIZE 10.49 Crore

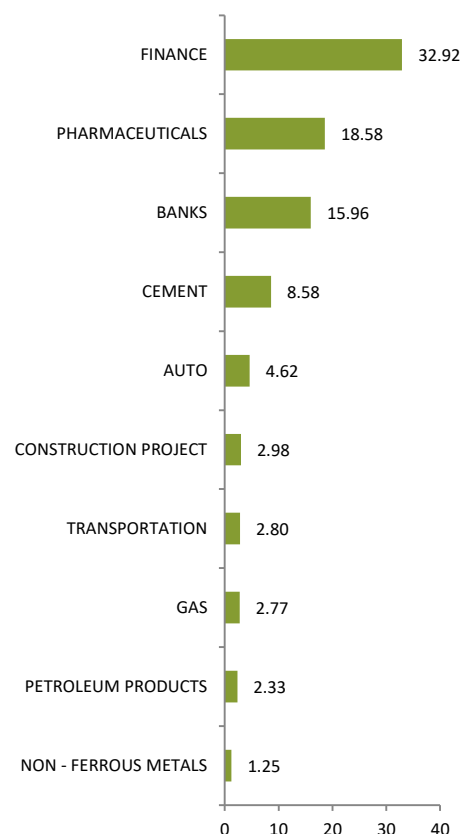
BENCHMARK INDEX

NIFTY 500 INDEX

PORTFOLIO TOP HOLDING

STOCK/ INSTRUMENT	% TO NAV
ICICI BANK	8.81
GRASIM INDUSTRIES	8.58
RELIANCE NIPPON LIFE ASSET MANAGEMENT	7.89
ICICI PRUDENTIAL LIFE INSURANCE COMPANY	7.55
CREDIT ACCESS GRAMEEN	6.38
BANDHAN BANK	6.35
SUN PHARMACEUTICALS INDUSTRIES	6.02
IIFL HOLDINGS	5.59
GENERAL INSURANCE CORPORATION OF INDIA	5.51
CADILA HEALTHCARE	4.72
TOTAL OF TOP 10 HOLDING	67.42
EQUITY & EQUITY RELATED	92.79
CASH & CASH EQUIVALENT	7.21
GRAND TOTAL	100.00

INDUSTRY/ SECTOR ALLOCATION (%)



Period	Scheme Return (%)	Benchmark Return (%)	Value of ₹10,000 invested	
			Scheme	Benchmark
6 Month	12.19%	11.96%	11,219	11,196
Last 1 Year	10.33%	11.22%	11,033	11,122
Last 3 Years	7.09%	11.62%	12,283	13,908
Last 5 Years	10.13%	9.12%	16,198	15,472
Since Inception	10.84%	11.87%	69,468	82,623

Past performance may or may not be sustained in the future. Returns greater than 1 year period are compounded annualized (CAGR). Load is not taken into consideration for computation of performance.

This Product is suitable for investors who are seeking*	Riskometer
<ul style="list-style-type: none"> To generate long term capital appreciation. Investment in equity and equity related instruments. 	<p>Investors understand that their principal will be at moderately high risk</p>
*Investors should consult their financial advisers if in doubt about whether the product is suitable for them	

SCHEME SNAPSHOT

INVESTMENT OBJECTIVE

The primary investment objective of the scheme is to seek to generate capital appreciation & provide long-term growth opportunities by investing in a portfolio of Large Cap and Mid Cap companies. There is no assurance that the investment objective of the Scheme will be realized.

DATE OF ALLOTMENT

December 12, 2006

FUND MANAGER

Rochan Pattnayak (Equity)
Vasav Sahgal (Equity)
Sanjeev Sharma (Debt)

NAV as on 31 January 2020

Bonus Option	38.6473
Bonus Option-Direct Plan	38.6473
Dividend Option	23.4633
Dividend Option-Direct Plan	18.4059
Growth Option	38.6588
Growth Option-Direct Plan	39.3804

MINIMUM INVESTMENT

100/- and multiple of Re. 1/-

TOTAL EXPENSE RATIO

Regular	2.48%
Direct	2.38%

LOAD STRUCTURE

Entry	Nil
Exit	1% if exit <= 1 Year

VOLATILITY MEASURES (3 Years)

Standard Deviation *	11.79%
R- Squared	0.79
Beta*	0.76
Sharpe Ratio*	0.10

*Standard Deviation, Sharpe Ratio & Beta are calculated on annualised basis using 3 years history of monthly returns; risk free rate assumed to be 5.96% for calculating Sharpe Ratio (calculated based on annualised CRISIL CBLO Index returns over 3 years)

PORTFOLIO TURNOVER RATIO

(1 Year) 3.81 Times

FUND SIZE 4.08 Crore

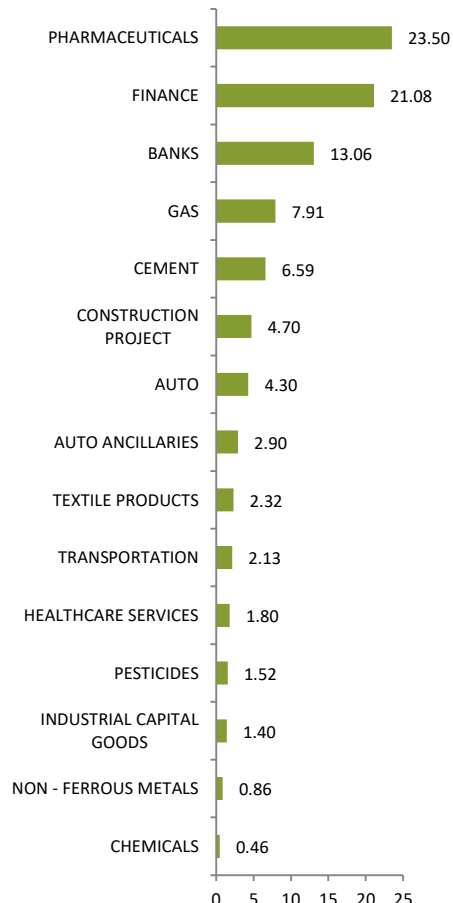
BENCHMARK INDEX

NIFTY LARGE MIDCAP 250 INDEX

PORTFOLIO TOP HOLDING

STOCK/ INSTRUMENT	% TO NAV
RELIANCE NIPPON LIFE ASSET MANAGEMENT	9.73
BANDHAN BANK	7.71
ICICI PRUDENTIAL LIFE INSURANCE COMPANY	6.33
GRASIM INDUSTRIES	5.92
CADILA HEALTHCARE	5.80
ICICI BANK	5.35
BIOCON	5.24
GLAXOSMITHKLINE PHARMA	4.90
LARSEN AND TOUBRO	4.70
ALEMBIC PHARMACEUTICALS	4.50
TOTAL OF TOP 10 HOLDING	60.18
EQUITY & EQUITY RELATED	94.54
CASH & CASH EQUIVALENT	5.45
GRAND TOTAL	100

INDUSTRY/ SECTOR ALLOCATION (%)



Period	Scheme Return (%)	Benchmark Return (%)	Value of ₹10,000 invested	
			Scheme	Benchmark
6 Month	12.19%	11.96%	11,219	11,196
Last 1 Year	10.33%	11.22%	11,033	11,122
Last 3 Years	7.09%	11.62%	12,283	13,908
Last 5 Years	10.13%	9.12%	16,198	15,472
Since Inception	10.84%	11.87%	38,674	43,649

Past performance may or may not be sustained in the future. Returns greater than 1 year period are compounded annualized (CAGR). Load is not taken into consideration for computation of performance.

This Product is suitable for investors who are seeking*	Riskometer
<ul style="list-style-type: none"> To generate long term capital appreciation. Investment predominantly in large cap & mid cap companies with growth potential. 	<p>Investors understand that their principal will be at moderately high risk</p>
<p>*Investors should consult their financial advisers if in doubt about whether the product is suitable for them</p>	

SCHEME SNAPSHOT

INVESTMENT OBJECTIVE

The primary investment objective of the scheme is to seek to generate capital appreciation & provide long-term growth opportunities by investing in a portfolio of Mid Cap companies. There is no assurance that the investment objective of the Scheme will be realized.

DATE OF ALLOTMENT

March 09, 2001

FUND MANAGER

Rochan Pattnayak (Equity)

Vasav Sahgal (Equity)

Sanjeev Sharma (Debt)

NAV as on 31 January 2020

Dividend	20.6462
Dividend Option-Direct Plan	21.0508
Growth	58.3262
Growth Option-Direct Plan	59.7157

MINIMUM INVESTMENT

100/- and multiple of Re. 1/-

TOTAL EXPENSE RATIO

Regular	2.48%
Direct	0.57%

LOAD STRUCTURE

Entry	Nil
Exit	1% if exit <= 1 Year

VOLATILITY MEASURES (3 Years)

Standard Deviation *	12.86%
R- Squared	0.79
Beta*	0.68
Sharpe Ratio*	0.24

*Standard Deviation, Sharpe Ratio & Beta are calculated on annualised basis using 3 years history of monthly returns; risk free rate assumed to be 5.96% for calculating Sharpe Ratio (calculated based on annualised CRISIL CBLO Index returns over 3 years)

PORTFOLIO TURNOVER RATIO

(1 Year) 3.35 Times

FUND SIZE 11.2 Crore

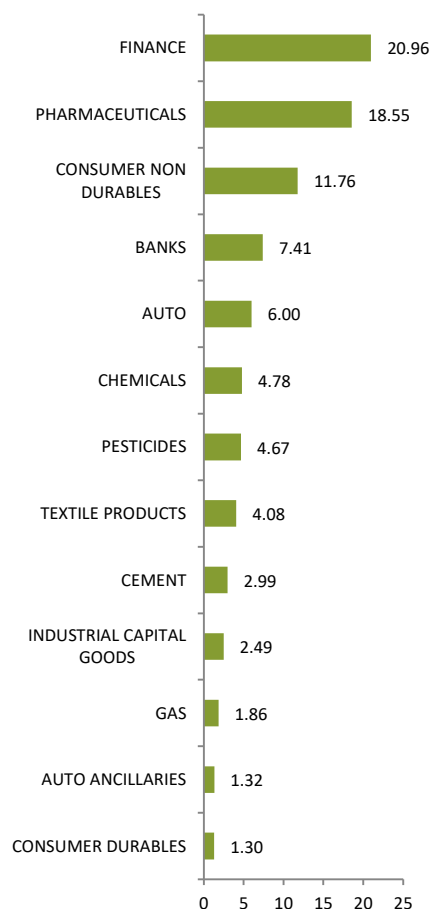
BENCHMARK INDEX

NIFTY MID CAP 150 INDEX

PORTFOLIO TOP HOLDING

STOCK/ INSTRUMENT	% TO NAV
RELIANCE NIPPON LIFE ASSET MANAGEMENT	8.78
CREDIT ACCESS GRAMEEN	7.36
GODREJ AGROVET	6.68
CADILA HEALTHCARE	6.15
BANDHAN BANK	5.65
TATA GLOBAL BEVERAGES	5.08
ICICI PRUDENTIAL LIFE INSURANCE COMPANY	4.81
GLAXOSMITHKLINE PHARMA	4.80
AARTI INDUSTRIES	4.67
ASHOK LEYLAND	4.64
TOTAL OF TOP 10 HOLDING	58.63
EQUITY & EQUITY RELATED	88.17
CASH & CASH EQUIVALENT	11.83
GRAND TOTAL	100.00

INDUSTRY/ SECTOR ALLOCATION (%)



Period	Scheme Return (%)	Benchmark Return (%)	Value of ₹10,000 invested	
			Scheme	Benchmark
6 Month	14.80%	15.75%	11,480	11,575
Last 1 Year	6.43%	11.18%	10,643	11,118
Last 3 Years	8.95%	10.49%	12,931	13,490
Last 5 Years	6.32%	10.06%	13,588	16,149
Since Inception	9.78%	N/A	58,344	N/A

Past performance may or may not be sustained in the future. Returns greater than 1 year period are compounded annualized (CAGR). Load is not taken into consideration for computation of performance.

This Product is suitable for investors who are seeking*

- To generate long term capital appreciation.
- Investment in mid cap companies with growth potential.

*Investors should consult their financial advisers if in doubt about whether the product is suitable for them

Riskometer



SCHEME SNAPSHOT

INVESTMENT OBJECTIVE

The primary investment objective of the scheme is to seek to generate capital appreciation & provide long-term growth opportunities by investing in a portfolio of Small Cap companies. There is no assurance that the investment objective of the Scheme will be realized.

DATE OF ALLOTMENT

November 21, 1996

FUND MANAGER

Rochan Pattnayak (Equity)

Vasav Sahgal (Equity)

Sanjeev Sharma (Debt)

NAV as on 31 January 2020

Dividend	44.4434
Dividend Option-Direct Plan	35.2527
Growth	35.4375
Growth Option-Direct Plan	45.1826

MINIMUM INVESTMENT

100/- and multiple of Re. 1/-

TOTAL EXPENSE RATIO

Regular	2.48%
Direct	2.38%

LOAD STRUCTURE

Entry	Nil
Exit	1% if exit <= 1 Year

VOLATILITY MEASURES (3 Years)

Standard Deviation *	12.89%
R- Squared	0.33
Beta*	0.37
Sharpe Ratio*	-0.70

*Standard Deviation, Sharpe Ratio & Beta are calculated on annualised basis using 3 years history of monthly returns; risk free rate assumed to be 5.96% for calculating Sharpe Ratio (calculated based on annualised CRISIL CBLO Index returns over 3 years)

PORTFOLIO TURNOVER RATIO

(1 Year) 2.24 Times

FUND SIZE 2.2 Crore

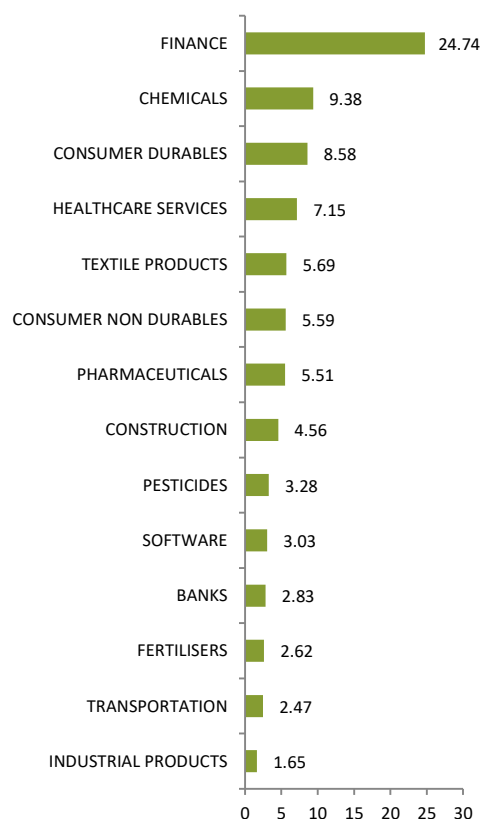
BENCHMARK INDEX

NIFTY SMALL CAP 250 INDEX

PORTFOLIO TOP HOLDING

STOCK/ INSTRUMENT	% TO NAV
SUMITOMO CHEMICAL INDIA	7.96
IIFL HOLDINGS	7.44
Metropolis Healthcare	7.15
STYLAM INDUSTRIES	6.74
RELIANCE NIPPON LIFE ASSET MANAGEMENT	5.34
BSE	4.60
RADICO KHAITAN	3.97
CARE RATINGS	3.88
GOKALDAS EXPORTS	3.71
CREDIT ACCESS GRAMEEN	3.49
TOTAL OF TOP 10 HOLDING	54.27
EQUITY & EQUITY RELATED	87.08
CASH & CASH EQUIVALENT	12.92
GRAND TOTAL	100.00

RATING PROFILE/ ASSET ALLOCATION (%)



Period	Scheme Return (%)	Benchmark Return (%)	Value of ₹10,000 invested	
			Scheme	Benchmark
6 Month	11.17%	14.13%	11,117	11,413
Last 1 Year	-10.88%	4.69%	8,912	10,469
Last 3 Years	-3.12%	2.47%	9,094	10,759
Last 5 Years	1.46%	4.65%	10,752	12,552
Since Inception	4.53%	17.98%	13,938	34,563

Past performance may or may not be sustained in the future. Returns greater than 1 year period are compounded annualized (CAGR). Load is not taken into consideration for computation of performance.

This Product is suitable for investors who are seeking*	Riskometer
<ul style="list-style-type: none"> To generate long term capital appreciation. Investment in small cap companies with growth potential. 	<p>Investors understand that their principal will be at moderately high risk</p>
<p>*Investors should consult their financial advisers if in doubt about whether the product is suitable for them</p>	

SCHEME SNAPSHOT

INVESTMENT OBJECTIVE

The primary investment objective of the scheme is to seek to generate capital appreciation & provide long-term growth opportunities by investing in a focused portfolio of Large Cap – 'blue chip' – companies. There is no assurance that the investment objective of the Scheme will be realized.

DATE OF ALLOTMENT

August 25, 2008

FUND MANAGER

Rochan Pattnayak (Equity)
 Vasav Sahgal (Equity)
 Sanjeev Sharma (Debt)

NAV as on 31 January 2020

Dividend Option	23.8128
Dividend Option-Direct Plan	18.9635
Growth Option	32.1384
Growth Option-Direct Plan	32.4244

MINIMUM INVESTMENT

100/- and multiple of Re. 1/-

TOTAL EXPENSE RATIO

Regular	2.48%
Direct	0.57%

LOAD STRUCTURE

Entry	Nil
Exit	1% if exit <= 1 Year

VOLATILITY MEASURES (3 Years)

Standard Deviation *	11.91%
R- Squared	0.63
Beta*	0.77
Sharpe Ratio*	0.16

*Standard Deviation, Sharpe Ratio & Beta are calculated on annualised basis using 3 years history of monthly returns; risk free rate assumed to be 5.96% for calculating Sharpe Ratio (calculated based on annualised CRISIL CBLO Index returns over 3 years)

PORTFOLIO TURNOVER RATIO

(1 Year) 4.20 Times

FUND SIZE

4.69 Crore

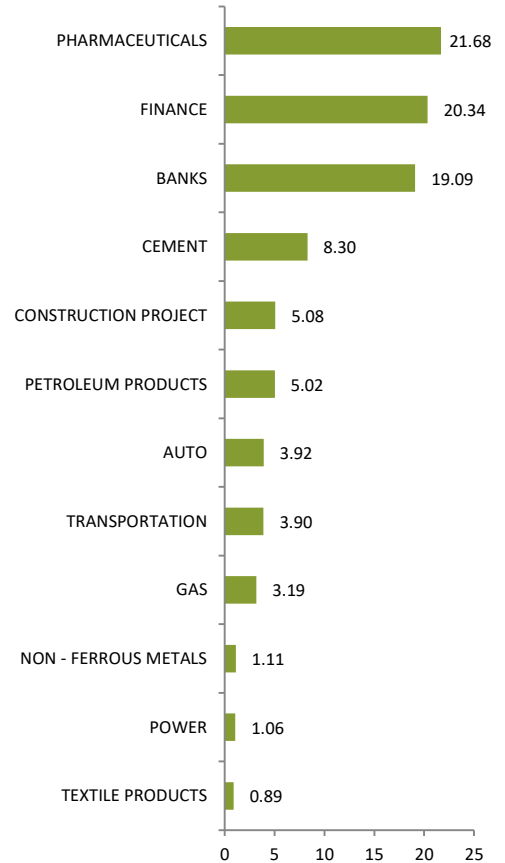
BENCHMARK INDEX

NIFTY 100 INDEX

PORTFOLIO TOP HOLDING

STOCK/ INSTRUMENT	% TO NAV
ICICI BANK	9.15
GRASIM INDUSTRIES	8.30
SUN PHARMACEUTICALS INDUSTRIES	7.59
BANDHAN BANK	7.44
RELIANCE NIPPON LIFE ASSET MANAGEMENT	6.98
ICICI PRUDENTIAL LIFE INSURANCE COMPANY	6.60
LARSEN AND TOUBRO	5.08
RELIANCE INDUSTRIES	5.02
CADILA HEALTHCARE	4.21
BIOCON	3.95
TOTAL OF TOP 10 HOLDING	64.31
EQUITY & EQUITY RELATED	93.58
CASH & CASH EQUIVALENT	6.42
GRAND TOTAL	100.00

INDUSTRY/ SECTOR ALLOCATION (%)



Period	Scheme Return (%)	Benchmark Return (%)	Value of ₹10,000 invested	
			Scheme	Benchmark
6 Month	5.28%	8.18%	10,528	10,818
Last 1 Year	5.71%	11.29%	10,571	11,129
Last 3 Years	7.85%	12.56%	12,545	14,263
Last 5 Years	8.56%	7.98%	15,079	14,678
Since Inception	10.75%	11.26%	32,128	33,851

Past performance may or may not be sustained in the future. Returns greater than 1 year period are compounded annualized (CAGR). Load is not taken into consideration for computation of performance.

This Product is suitable for investors who are seeking*	Riskometer
<ul style="list-style-type: none"> To generate long term capital appreciation. Investment in large cap - 'Blue chip' companies with growth potential. 	<p>Investors understand that their principal will be at moderately high risk</p>
<p>*Investors should consult their financial advisers if in doubt about whether the product is suitable for them</p>	

SCHEME SNAPSHOT

INVESTMENT OBJECTIVE

The primary investment objective of the scheme is to seek to generate capital appreciation & provide long-term growth opportunities by investing in a portfolio of Consumption driven companies. There is no assurance that the investment objective of the Scheme will be realized.

DATE OF ALLOTMENT

October 15, 2008

FUND MANAGER

Rochan Pattnayak (Equity)
Vasav Sahgal (Equity)

NAV as on 31 January 2020

Dividend	17.9132
Dividend Option-Direct Plan	17.9386
Growth	25.0106
Growth Option-Direct Plan	26.2997

MINIMUM INVESTMENT

100/- and multiple of Re. 1/-

TOTAL EXPENSE RATIO

Regular	2.48%
Direct	0.57%

LOAD STRUCTURE

Entry	Nil
Exit	1% if exit <= 1 Year

VOLATILITY MEASURES (3 Years)

Standard Deviation *	13.67%
R- Squared	0.48
Beta*	0.67
Sharpe Ratio*	0.03

*Standard Deviation, Sharpe Ratio & Beta are calculated on annualised basis using 3 years history of monthly returns; risk free rate assumed to be 5.96% for calculating Sharpe Ratio (calculated based on annualised CRISIL CBLO Index returns over 3 years)

PORTFOLIO TURNOVER RATIO

(1 Year) 2.87 Times

FUND SIZE 0.68 Crore

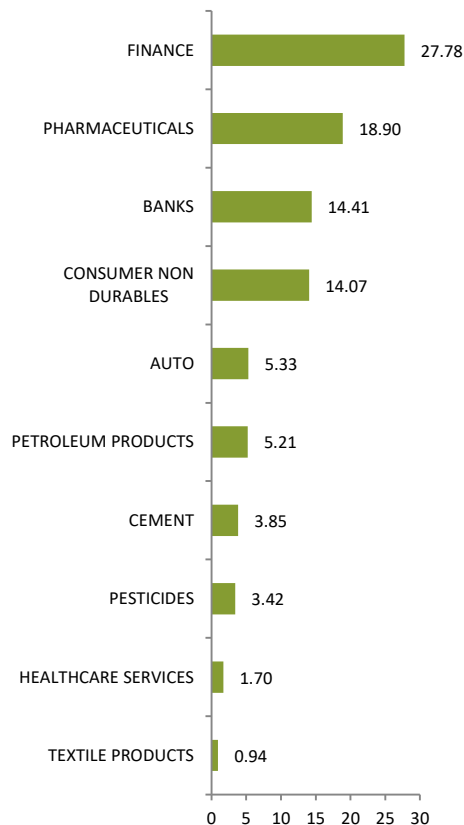
BENCHMARK INDEX

NIFTY INDIA CONSUMPTION INDEX

PORTFOLIO TOP HOLDING

STOCK/ INSTRUMENT	% TO NAV
RELIANCE NIPPON LIFE ASSET MANAGEMENT	7.97
ICICI PRUDENTIAL LIFE INSURANCE COMPANY	7.69
BANDHAN BANK	7.48
GODREJ AGROVET	7.19
ICICI BANK	6.93
GODREJ CONSUMER PRODUCTS	6.89
CREDIT ACCESS GRAMEEN	6.20
BIOCON	5.80
SUN PHARMACEUTICALS INDUSTRIES	5.77
RELIANCE INDUSTRIES	5.21
TOTAL OF TOP 10 HOLDING	67.11
EQUITY & EQUITY RELATED	95.62
CASH & CASH EQUIVALENT	4.37
GRAND TOTAL	100

INDUSTRY/ SECTOR ALLOCATION (%)



Period	Scheme Return (%)	Benchmark Return (%)	Value of ₹10,000 invested	
			Scheme	Benchmark
6 Month	4.41%	13.19%	10,441	11,319
Last 1 Year	0.42%	8.64%	10,042	10,864
Last 3 Years	6.31%	11.48%	12,014	13,854
Last 5 Years	6.63%	8.68%	13,784	15,165
Since Inception	8.46%	15.80%	25,003	52,409

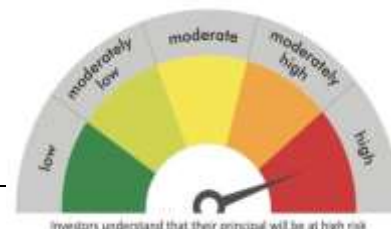
Past performance may or may not be sustained in the future. Returns greater than 1 year period are compounded annualized (CAGR). Load is not taken into consideration for computation of performance.

This Product is suitable for investors who are seeking*

- To generate long term capital appreciation.
- Investment in equity & equity-related instruments of companies likely to benefit from the consumption theme.

*Investors should consult their financial advisers if in doubt about whether the product is suitable for them

Riskometer



SCHEME SNAPSHOT

INVESTMENT OBJECTIVE

The primary investment objective of the scheme is to seek to generate capital appreciation & provide long-term growth opportunities by investing in a portfolio of Infrastructure focused companies. There is no assurance that the investment objective of the Scheme will be realized.

DATE OF ALLOTMENT

September 21, 2007

FUND MANAGER

Rochan Pattnayak (Equity)
Vasav Sahgal (Equity)

NAV as on 31 January 2020

Dividend	8.7938
Dividend Option-Direct Plan	9.0409
Growth	8.8236
Growth Option-Direct Plan	9.0387

MINIMUM INVESTMENT

100/- and multiple of Re. 1/-

TOTAL EXPENSE RATIO

Regular	2.48%
Direct	0.57%

LOAD STRUCTURE

Entry	Nil
Exit	1% if exit <= 1 Year

VOLATILITY MEASURES (3 Years)

Standard Deviation *	17.34%
R- Squared	0.81
Beta*	0.94
Sharpe Ratio*	0.14

*Standard Deviation, Sharpe Ratio & Beta are calculated on annualised basis using 3 years history of monthly returns; risk free rate assumed to be 5.96% for calculating Sharpe Ratio (calculated based on annualised CRISIL CBLO Index returns over 3 years)

PORTFOLIO TURNOVER RATIO

(1 Year) 3.73 Times

FUND SIZE 1.59 Crore

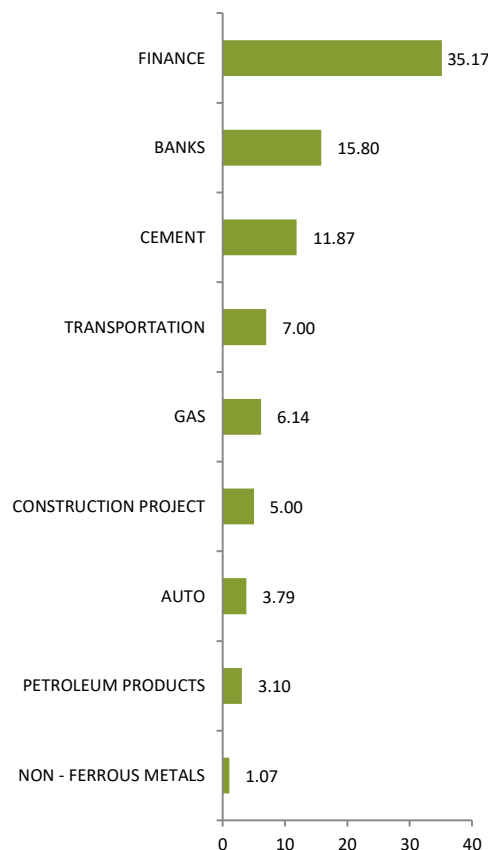
BENCHMARK INDEX

NIFTY INFRASTRUCTURE INDEX

PORTFOLIO TOP HOLDING

STOCK/ INSTRUMENT	% TO NAV
CREDIT ACCESS GRAMEEN	10.12
RELIANCE NIPPON LIFE ASSET MANAGEMENT	9.13
ICICI BANK	8.34
BANDHAN BANK	7.46
ADANI PORTS & SEZ	7.00
GRASIM INDUSTRIES	6.96
ICICI PRUDENTIAL LIFE INSURANCE COMPANY	6.79
PETRONET LNG	6.14
GENERAL INSURANCE CORPORATION OF INDIA	6.08
LARSEN AND TOUBRO	5.00
TOTAL OF TOP 10 HOLDING	73.03
EQUITY & EQUITY RELATED	88.94
CASH & CASH EQUIVALENT	11.07
GRAND TOTAL	100.00

INDUSTRY/ SECTOR ALLOCATION (%)



Period	Scheme Return (%)	Benchmark Return (%)	Value of ₹10,000 invested	
			Scheme	Benchmark
6 Month	5.32%	6.03%	10,532	10,603
Last 1 Year	7.85%	11.32%	10,785	11,132
Last 3 Years	8.42%	5.22%	12,746	11,650
Last 5 Years	3.64%	1.33%	11,957	10,682
Since Inception	-1.01%	-1.23%	8,824	8,577

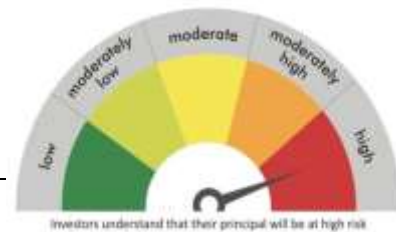
Past performance may or may not be sustained in the future. Returns greater than 1 year period are compounded annualized (CAGR). Load is not taken into consideration for computation of performance.

This Product is suitable for investors who are seeking*

- To generate long term capital appreciation.
- Investment in equity and equity related instruments of companies in the infrastructure sector.

*Investors should consult their financial advisers if in doubt about whether the product is suitable for them

Riskometer



SCHEME SNAPSHOT

INVESTMENT OBJECTIVE

The investment objective of the Scheme is to generate Capital Appreciation by investing predominantly in a well-diversified portfolio of Equity Shares with growth potential. This income may be complemented by possible dividend and other income.

DATE OF ALLOTMENT

March 31, 2000

FUND MANAGER

Rochan Pattnayak (Equity)
Vasav Sahgal (Equity)

NAV as on 31 January 2020

Dividend	13.1526
Dividend Option-Direct Plan	13.0492
Growth	94.9852
Growth Option-Direct Plan	97.7185

MINIMUM INVESTMENT

100/- and multiple of Re. 1/-

TOTAL EXPENSE RATIO

Regular	2.48%
Direct	0.57%

LOAD STRUCTURE

Entry	Nil
Exit	Nil
Lock-in of 3 years being ELSS	

VOLATILITY MEASURES (3 Years)

Standard Deviation *	12.89%
R- Squared	0.69
Beta*	0.87
Sharpe Ratio*	0.19

*Standard Deviation, Sharpe Ratio & Beta are calculated on annualised basis using 3 years history of monthly returns; risk free rate assumed to be 5.96% for calculating Sharpe Ratio (calculated based on annualised CRISIL CBLO Index returns over 3 years)

PORTFOLIO TURNOVER RATIO

(1 Year) 4.00 Times

FUND SIZE 10.21 Crore

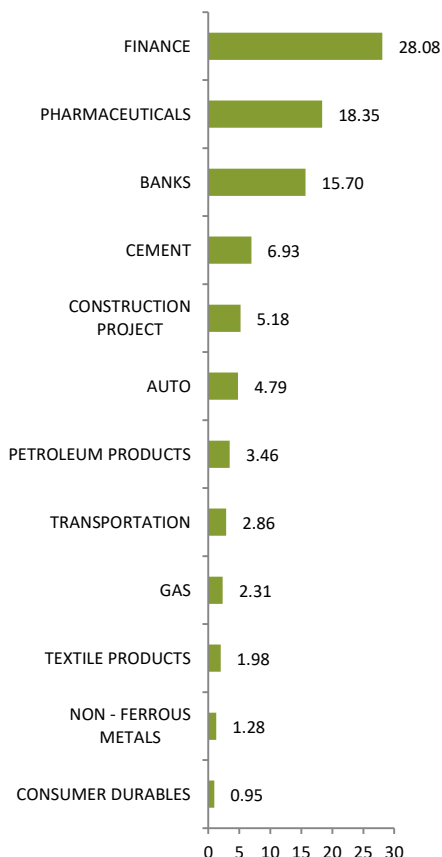
BENCHMARK INDEX

NIFTY TRI INDEX

PORTFOLIO TOP HOLDING

STOCK/ INSTRUMENT	% TO NAV
RELIANCE NIPPON LIFE ASSET MANAGEMENT	8.75
ICICI BANK	8.73
CREDIT ACCESS GRAMEEN	7.41
GRASIM INDUSTRIES	6.93
SUN PHARMACEUTICALS INDUSTRIES	6.67
ICICI PRUDENTIAL LIFE INSURANCE COMPANY	6.08
BANDHAN BANK	5.73
LARSEN AND TOUBRO	5.18
BIOCON	4.92
CADILA HEALTHCARE	3.84
TOTAL OF TOP 10 HOLDING	64.24
EQUITY & EQUITY RELATED	91.87
CASH & CASH EQUIVALENT	8.13
GRAND TOTAL	100.00

INDUSTRY/ SECTOR ALLOCATION (%)



Period	Scheme Return (%)	Benchmark Return (%)	Value of ₹10,000 invested	
			Scheme	Benchmark
6 Month	6.68%	8.05%	10,668	10,805
Last 1 Year	6.24%	11.84%	10,624	11,184
Last 3 Years	8.38%	13.29%	12,730	14,540
Last 5 Years	9.79%	7.68%	15,954	14,476
Since Inception	12.02%	12.84%	95,031	109,909

Past performance may or may not be sustained in the future. Returns greater than 1 year period are compounded annualized (CAGR). Load is not taken into consideration for computation of performance.

This Product is suitable for investors who are seeking*	Riskometer
<ul style="list-style-type: none"> To generate long term capital appreciation. Investment in equity and equity related instruments. 	 <p>Investors understand that their principal will be at moderately high risk</p>
*Investors should consult their financial advisers if in doubt about whether the product is suitable for them	

SCHEME SNAPSHOT

INVESTMENT OBJECTIVE

The investment objective of the scheme is to generate income through a portfolio comprising money market and debt instruments. There is no assurance that the investment objective of the Scheme will be realized.

DATE OF ALLOTMENT

October 03, 2005

FUND MANAGER

Sanjeev Sharma (Debt)

NAV as on 31 January 2020

Daily Dividend Option	13.7708
Daily Dividend Option-Direct Plan	13.9642
Growth Option	30.7448
Growth Option-Direct Plan	31.0687
Monthly Dividend Option	15.1479
Monthly Dividend Option-Direct Plan	15.3723
Weekly Dividend Option	13.8898
Weekly Dividend Option-Direct Plan	14.3757

MINIMUM INVESTMENT

100/- and multiple of Re. 1/-

TOTAL EXPENSE RATIO

Regular	0.97%
Direct	0.62%

LOAD STRUCTURE

Entry	Nil
Exit	Nil

Average Maturity	49 Days
Modified Duration	45 Days
Yield to Maturity	6.81%

FUND SIZE 168.63 Crore

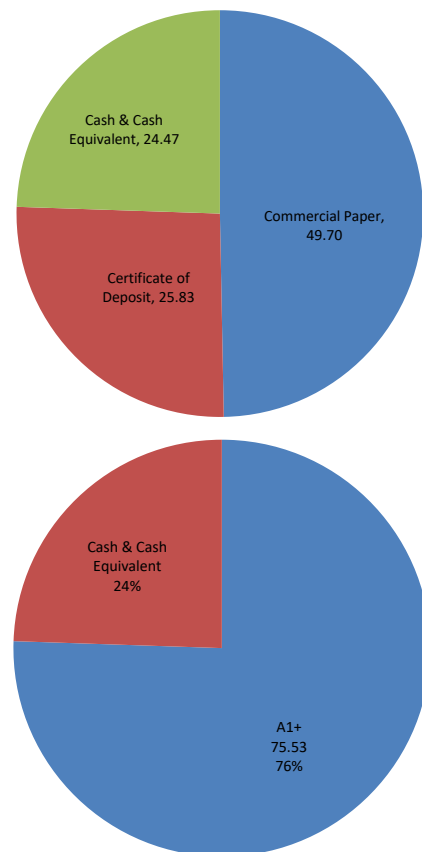
BENCHMARK INDEX

CRISIL LIQUID FUND INDEX

PORTFOLIO TOP HOLDING

Company	Rating	% TO NAV
KEC INTERNATIONAL LTD CP 2020	A1+	10.56
APL APOLLO TUBES LTD CP 2020	A1+	9.98
TIME TECHNOPLAST LTD CP 2020	A1+	9.86
PIRAMAL ENTERPRISES LTD CP 2020	A1+	9.65
PIRAMAL CAPITAL & HOUSING FINANCE LTD CP 2020	A1+	9.65
TOTAL COMMERCIAL PAPER		49.70
SMALL INDUSTRIES DEVELOPMENT BANK OF INDIA CD 2020	A1+	9.99
NATIONAL BANK FOR AGRICULTURE AND RURAL DEVELOPMENT CD 2020	A1+	9.96
ICICI BANK LTD CD 2020	A1+	5.89
TOTAL CERTIFICATE OF DEPOSIT		25.83
CASH & CASH EQUIVALENT		24.47
GRAND TOTAL		100.00

RATING PROFILE/ ASSET ALLOCATION (%)



Period	Scheme Return (%)	Benchmark Return (%)	Value of ₹10,000 invested	
			Scheme	Benchmark
7 Days	0.11%	0.11%	10,011	10,011
15 Days	0.24%	0.23%	10,024	10,023
1 Month	0.47%	0.47%	10,047	10,047
3 Month	1.50%	1.40%	10,150	10,140
6 Month	3.17%	2.96%	10,317	10,296
Last 1 Year	6.93%	6.68%	10,693	10,668
Last 3 Years	6.92%	7.01%	12,224	12,254
Last 5 Years	7.65%	7.46%	14,460	14,332
Since Inception	8.15%	7.34%	30,728	27,576

Past performance may or may not be sustained in the future. Returns greater than 1 year period are compounded annualized (CAGR). Load is not taken into consideration for computation of performance.

This Product is suitable for investors who are seeking*	Riskometer
<ul style="list-style-type: none"> To provide income & liquidity over the short term. Investment in debt & money market instruments. 	
<p>*Investors should consult their financial advisers if in doubt about whether the product is suitable for them</p>	

SCHEME SNAPSHOT

INVESTMENT OBJECTIVE

The investment objective of the scheme is to generate income through a portfolio comprising money market and debt instruments. There is no assurance that the investment objective of the Scheme will be realized.

DATE OF ALLOTMENT

December 29, 2005

FUND MANAGER

Sanjeev Sharma (Debt)

NAV as on 31 January 2020

Dividend Option	16.6196
Dividend Option-Direct Plan	16.6332
Growth Option	30.8402
Growth Option-Direct Plan	31.1059

MINIMUM INVESTMENT

100/- and multiple of Re. 1/-

TOTAL EXPENSE RATIO

Regular	0.21%
Direct	0.11%

LOAD STRUCTURE

Entry	Nil
Exit	Nil

Average Maturity	36 Days
Modified Duration	34 Days
Yield to Maturity	6.56%

FUND SIZE	20.86 Crore
-----------	-------------

BENCHMARK INDEX

CRISIL MONEY MARKET INDEX

PORTFOLIO TOP HOLDING

Company	Rating	% To NAV
KEC INTERNATIONAL LTD CP 2020	A1+	9.48
PIRAMAL ENTERPRISES LTD CP 2020	A1+	9.45
PIRAMAL CAPITAL & HOUSING FINANCE LTD CP 2020	A1+	9.45
APL APOLLO TUBES LTD CP 2020	A1+	7.12
TIME TECHNOPLAST LTD CP 2020	A1+	7.03

TOTAL COMMERCIAL PAPER 42.53

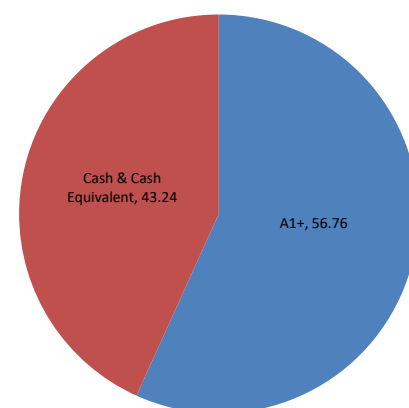
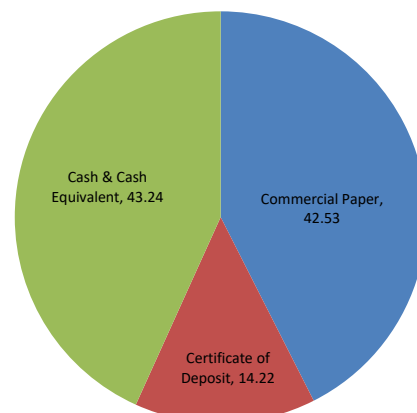
SMALL INDUSTRIES DEVELOPMENT BANK OF INDIA CD 2020	A1+	7.12
NATIONAL BANK FOR AGRICULTURE AND RURAL DEVELOPMENT CD 2020	A1+	7.10

TOTAL CERTIFICATE OF DEPOSIT 14.22

CASH & CASH EQUIVALENT 43.24

GRAND TOTAL 100

RATING PROFILE/ ASSET ALLOCATION (%)



Period	Scheme Return (%)	Benchmark Return (%)	Value of ₹10,000 invested	
			Scheme	Benchmark
3 Month	1.63%	1.48%	10,163	10,148
6 Month	3.46%	3.26%	10,346	10,326
Last 1 Year	7.52%	7.37%	10,752	10,737
Last 3 Years	7.21%	7.38%	12,324	12,383
Last 5 Years	7.70%	7.62%	14,493	14,439
Since Inception	8.32%	9.32%	30,818	35,044

Past performance may or may not be sustained in the future. Returns greater than 1 year period are compounded annualized (CAGR). Load is not taken into consideration for computation of performance.

This Product is suitable for investors who are seeking*	Riskometer
<ul style="list-style-type: none"> To generate income over the short term. Investment in debt securities and money market Instruments. 	<p>Investors understand that their principal will be at moderately low risk.</p>
<p>*Investors should consult their financial advisers if in doubt about whether the product is suitable for them</p>	

SCHEME SNAPSHOT

INVESTMENT OBJECTIVE

The investment objective of the scheme is to generate income / capital appreciation through a portfolio comprising money market and debt instruments. There is no assurance that the investment objective of the Scheme will be realized.

DATE OF ALLOTMENT

June 01, 1998

FUND MANAGER

Sanjeev Sharma (Debt)
Rochan Pattnayak (Equity)
Vasav Sahgal (Equity)

NAV as on 31 January 2020

Bonus	32.4199
Bonus Option-Direct Plan	32.4199
Dividend	11.7332
Dividend Option-Direct Plan	11.9287
Growth	61.6417
Growth Option-Direct Plan	62.4898

MINIMUM INVESTMENT

100/- and multiple of Re. 1/-

TOTAL EXPENSE RATIO

Regular	0.21%
Direct	0.11%

LOAD STRUCTURE

Entry	Nil
Exit	Nil

Average Maturity	172 Days
Modified Duration	161 Days
Yield to Maturity	6.30%

FUND SIZE	20.40 Crore
-----------	-------------

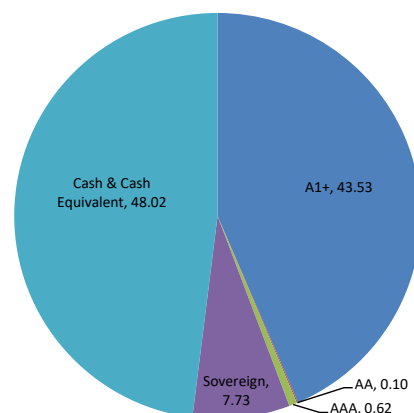
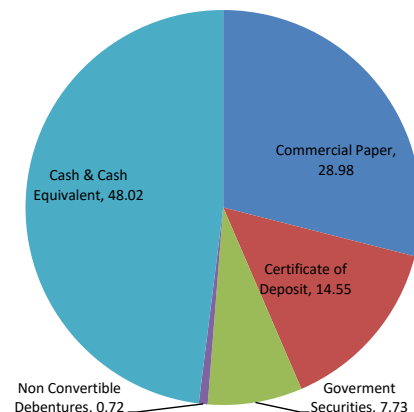
BENCHMARK INDEX

I-SEC MI-BEX

PORTFOLIO TOP HOLDING

INSTRUMENT	RATING	% TO NAV
APL APOLLO TUBES CP 2020	A1+	7.28
PIRAMAL ENTERPRISES CP 2020	A1+	7.25
PIRAMAL CAPITAL & HOUSING FINANCE CP 2020	A1+	7.25
TIME TECHNOPLAST CP 2020	A1+	7.19
TOTAL COMMERCIAL PAPER		28.98
SMALL INDUSTRIES DEVELOPMENT BANK OF INDIA CD 2020	A1+	7.29
NATIONAL BANK FOR AGRICULTURE AND RURAL DEVELOPMENT CD 2020	A1+	7.26
TOTAL CERTIFICATE OF DEPOSIT		14.55
7.16% GOI 2023	Sovereign	5.13
8.23% GOI 2027	Sovereign	2.60
TOTAL GOVERNMENT SECURITIES		7.73
9.95% STATE BANK OF INDIA NCD 2026	AAA	0.62
12% INDIA INFOLINE HOUSING FINANCE LTD NCD 2020	AA	0.10
TOTAL NON CONVERTIBLE DEBENTURES		0.72
CASH & CASH EQUIVALENT		48.02
GRAND TOTAL		100.00

RATING PROFILE/ ASSET ALLOCATION (%)



Period	Scheme Return (%)	Benchmark Return (%)	Value of ₹10,000 invested	
			Scheme	Benchmark
6 Month	2.83%	3.14%	10,283	10,314
Last 1 Year	6.06%	10.62%	10,606	11,062
Last 3 Years	4.51%	7.55%	11,414	12,442
Last 5 Years	6.05%	8.66%	13,413	15,146
Since Inception	8.76%	N/A	61,655	N/A

Past performance may or may not be sustained in the future. Returns greater than 1 year period are compounded annualized (CAGR). Load is not taken into consideration for computation of performance.

This Product is suitable for investors who are seeking*	Riskometer
<ul style="list-style-type: none"> To generate income and capital appreciation over the long term. Investment in debt & and money market instruments. 	<p>Investors understand that their principal will be at moderately low risk</p>
<p>*Investors should consult their financial advisers if in doubt about whether the product is suitable for them</p>	

SCHEME SNAPSHOT

INVESTMENT OBJECTIVE

The investment objective of the scheme is to generate income/capital appreciation by investing primarily in equity and equity related instruments with a moderate exposure to debt securities & money market instruments. There is no assurance that the investment objective of the Scheme will be realized.

DATE OF ALLOTMENT

April 04, 2001

FUND MANAGER

Sanjeev Sharma (Debt)
Rochan Pattnayak (Equity)
Vasav Sahgal (Equity)

NAV as on 31 January 2020

Dividend	19.4851
Dividend Option-Direct Plan	20.0746
Growth	141.2997
Growth Option-Direct Plan	144.7851

MINIMUM INVESTMENT

100/- and multiple of Re. 1/-

TOTAL EXPENSE RATIO

Regular	2.48%
Direct	0.57%

LOAD STRUCTURE

Entry	Nil
Exit	1% if exit <= 1 Year

VOLATILITY MEASURES (3 Years)

Standard Deviation *	10.10%
R- Squared	0.75
Beta*	1.07
Sharpe Ratio*	0.25

*Standard Deviation, Sharpe Ratio & Beta are calculated on annualised basis using 3 years history of monthly returns; risk free rate assumed to be 5.96% for calculating Sharpe Ratio (calculated based on annualised CRISIL CBLO Index returns over 3 years)

PORTFOLIO TURNOVER RATIO

(1 Year) 3.06 Times

FUND SIZE

2.04 Crore

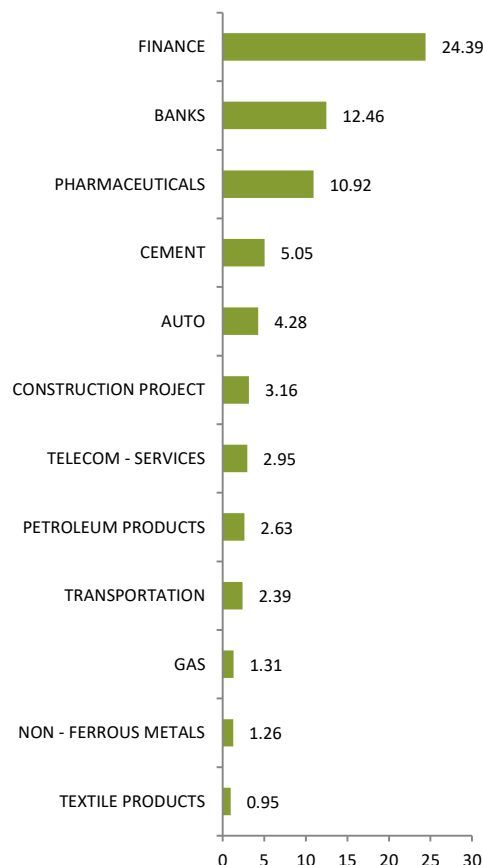
BENCHMARK INDEX

CRISIL HYBRID AGGRESSIVE INDEX

PORTFOLIO TOP HOLDING

Stock/ Instrument	% TO NAV
RELIANCE NIPPON LIFE ASSET MANAGEMENT	7.88
ICICI BANK	7.09
ICICI PRUDENTIAL LIFE INSURANCE COMPANY	6.49
GRASIM INDUSTRIES	4.18
BANDHAN BANK	4.13
CREDIT ACCESS GRAMEEN	3.73
GENERAL INSURANCE CORPORATION OF INDIA	3.41
SUN PHARMACEUTICALS INDUSTRIES	3.19
LARSEN AND TOUBRO	3.16
BHARTI AIRTEL	2.95
TOTAL OF TOP 10 HOLDING	46.21
DEBT INSTRUMENTS	25.97
EQUITY & EQUITY RELATED	71.73
CASH & CASH EQUIVALENT	2.30
GRAND TOTAL	100.00

INDUSTRY/ SECTOR ALLOCATION (%)



Period	Scheme Return (%)	Benchmark Return (%)	Value of ₹10,000 invested	
			Scheme	Benchmark
6 Month	4.80%	7.09%	10,480	10,709
Last 1 Year	8.40%	11.38%	10,840	11,138
Last 3 Years	8.44%	10.54%	12,753	13,507
Last 5 Years	6.32%	8.40%	13,584	14,969
Since Inception	15.11%	N/A	141,390	N/A

Past performance may or may not be sustained in the future. Returns greater than 1 year period are compounded annualized (CAGR). Load is not taken into consideration for computation of performance.

This Product is suitable for investors who are seeking*	Riskometer
<ul style="list-style-type: none"> To generate capital appreciation & current income. Investment in equity and equity related instruments, debt and money market instruments. 	<p>Investors understand that their principal will be at moderately high risk</p>
<p>*Investors should consult their financial advisers if in doubt about whether the product is suitable for them</p>	

SCHEME SNAPSHOT
INVESTMENT OBJECTIVE

The investment objective of the scheme is to generate capital appreciation & provide long-term growth opportunities by investing in instruments across the three asset classes viz. Equity, Debt and Commodity. There is no assurance that the investment objective of the Scheme will be realized.

DATE OF ALLOTMENT

April 04, 2001

FUND MANAGER

Sanjeev Sharma (Debt)
 Rochan Pattnayak (Equity)
 Vasav Sahgal (Equity)
 Nikunj Pherwani (Commodity)

NAV as on 31 January 2020

Dividend	36.9634
Dividend Option-Direct Plan	37.1130
Growth	40.3782
Growth Option-Direct Plan	40.2568

MINIMUM INVESTMENT

100/- and multiple of Re. 1/-

TOTAL EXPENSE RATIO

Regular	2.48%
Direct	2.38%

LOAD STRUCTURE

Entry	Nil
Exit	Nil

Average Maturity	32 Days
Modified Duration	30 Days
Yield to Maturity	6.28%

PORTFOLIO TURNOVER RATIO

(1 Year) 3.02 Times

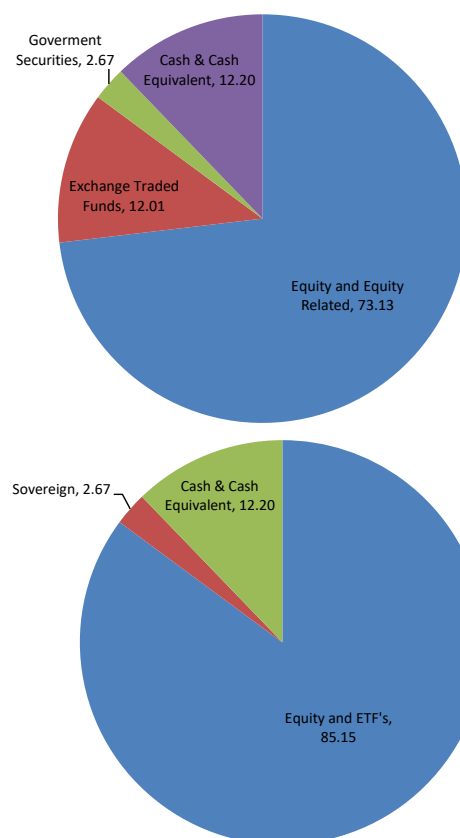
FUND SIZE 0.15 Crore

BENCHMARK INDEX

1/3 NIFTY 50 INDEX + 1/3 CRISIL COMPOSITE BOND FUND INDEX +1/3 INR PRICE OF GOLD FUTURE NEAR-MONTH PRICE ON MCX

PORTFOLIO TOP HOLDING

Stock/ Instrument	% TO NAV	
RELIANCE NIPPON LIFE ASSET MANAGEMENT	NIL	8.67
BANDHAN BANK	NIL	8.67
IIFL HOLDINGS	NIL	8.65
CREDIT ACCESS GRAMEEN	NIL	8.18
HERO MOTOCORP	NIL	7.59
GRASIM INDUSTRIES	NIL	6.14
ALEMBIC PHARMACEUTICALS	NIL	4.38
GLAXOSMITHKLINE PHARMA	NIL	4.33
STATE BANK OF INDIA	NIL	4.00
INDUSIND BANK	NIL	3.60
HINDALCO INDUSTRIES	NIL	3.50
ICICI BANK	NIL	3.28
SBI LIFE INSURANCE COMPANY	NIL	1.51
ICICI PRUDENTIAL LIFE INSURANCE COMPANY	NIL	0.64
TOTAL EQUITY & EQUITY RELATED		73.13
HDFC Mutual Fund - Gold ETF	NIL	8.54
Kotak Mutual Fund - Gold ETF	NIL	3.11
Aditya Birla Sun Life - Gold ETF	NIL	0.36
TOTAL GOLD ETF		12.01
7.16% GOI 2023 Sovereign		2.67
TOTAL GOVERNMENT SECURITIES		2.67
CASH & CASH EQUIVALENT		12.20
GRAND TOTAL		100.02

ASSET ALLOCATION (%)


Period	Scheme Return (%)	Benchmark Return (%)	Value of ₹10,000 invested	
			Scheme	Benchmark
6 Month	7.50%	9.09%	10,750	10,909
Last 1 Year	11.04%	14.58%	11,104	11,458
Last 3 Years	5.82%	9.64%	11,849	13,181
Last 5 Years	7.52%	7.17%	14,368	14,137
Since Inception	7.56%	N/A	39,437	N/A

Past performance may or may not be sustained in the future. Returns greater than 1 year period are compounded annualized (CAGR). Load is not taken into consideration for computation of performance.

This Product is suitable for investors who are seeking*	Riskometer
<ul style="list-style-type: none"> To generate income & capital appreciation in the long term. Investment in instruments across the three asset classes viz Equity, Debt and Commodity. 	<p>Investors understand that their principal will be at moderate low risk</p>
<p>*Investors should consult their financial advisers if in doubt about whether the product is suitable for them</p>	

DIVIDEND HISTORY

quant Active Fund		
Period	Record Date	Dividend ₹ Per Unit
2017-2018	26-Feb-18	1.50
2016-2017	1-Mar-17	1.50
2015-2016	2-Feb-16	1.00

quant Large & Mid Cap Fund		
Period	Record Date	Dividend ₹ Per Unit
2018-2019	6-Aug-18	0.60
2017-2018	26-Feb-18	0.45
2017-2018	27-Dec-17	0.45
2017-2018	26-Sep-17	0.45
2017-2018	20-Jun-17	0.45
2016-2017	30-Mar-17	0.45
2016-2017	1-Jan-17	0.45
2016-2017	27-Sep-16	0.45
2016-2017	21-Jun-16	0.45
2015-2016	29-Feb-16	0.45
2015-2016	4-Nov-15	0.45

quant Small Cap Fund		
Period	Record Date	Dividend ₹ Per Unit
2017-2018	26-Feb-18	0.09
2017-2018	28-Jan-18	0.09
2017-2018	27-Dec-17	0.09
2017-2018	7-Dec-17	0.09
2017-2018	1-Nov-17	0.09
2017-2018	2-Oct-17	0.09
2017-2018	26-Sep-17	0.10
2017-2018	29-Aug-17	0.10
2017-2018	23-Jul-17	0.10
2017-2018	20-Jun-17	0.10
2017-2018	28-May-17	0.10
2017-2018	5-May-17	0.10
2016-2017	30-Mar-17	0.10
2016-2017	1-Mar-17	0.10
2016-2017	30-Jan-17	0.10
2016-2017	1-Jan-17	0.10
2016-2017	5-Dec-16	0.10
2016-2017	1-Nov-16	0.10
2016-2017	27-Sep-16	0.10
2016-2017	30-Aug-16	0.10
2016-2017	24-Jul-16	0.10
2016-2017	21-Jun-16	0.10
2016-2017	29-May-16	0.10
2016-2017	5-May-16	0.10
2015-2016	28-Mar-16	0.10
2015-2016	29-Feb-16	0.10
2015-2016	2-Feb-16	0.10
2015-2016	28-Dec-15	0.10
2015-2016	2-Dec-15	0.10
2015-2016	4-Nov-15	0.10
2015-2016	29-Sep-15	0.10
2015-2016	1-Sep-15	0.10
2015-2016	30-Jul-15	0.10

2015-2016	1-Jul-15	0.10
2015-2016	21-May-15	0.10
2015-2016	5-May-15	0.10

quant Focused Fund		
Period	Record Date	Dividend ₹ Per Unit
2017-2018	26-Feb-18	2.0
2016-2017	1-Mar-17	2.0
2015-2016	2-Feb-16	2.5

quant Tax Plan		
Period	Record Date	Dividend ₹ Per Unit
2017-2018	26-Feb-18	1.50
2017-2018	26-Sep-17	1.25
2016-2017	1-Mar-17	1.50
2016-2017	27-Sep-16	1.25

quant Liquid Plan		
Period	Record Date	Dividend ₹ Per Unit
2019-2020	28-Jan-20	0.07
2019-2020	31-Dec-19	0.09
2019-2020	26-Nov-19	0.08
2019-2020	29-Oct-19	0.09
2019-2020	24-Sept-19	0.07
2019-2020	27-Aug-19	0.08
2019-2020	30-July-19	0.10
2019-2020	25-June-19	0.08
2019-2020	28-May-19	0.09
2019-2020	30-Apr-19	0.10
2018-2019	26-Mar-19	0.09
2018-2019	26-Feb-19	0.09
2018-2019	29-Jan-19	0.10
2018-2019	31-Dec-18	0.09
2018-2019	27-Nov-18	0.09
2018-2019	30-Oct-18	0.06
2018-2019	24-Sep-18	0.08
2018-2019	27-Aug-18	0.08
2018-2019	30-Jul-18	0.10
2018-2019	25-Jun-18	0.08
2018-2019	28-May-18	0.09
2018-2019	23-Apr-18	0.08
2017-2018	26-Mar-18	0.08
2017-2018	26-Feb-18	0.07
2017-2018	29-Jan-18	0.09
2017-2018	25-Dec-17	0.07
2017-2018	27-Nov-17	0.07
2017-2018	30-Oct-17	0.09
2017-2018	25-Sep-17	0.08
2017-2018	28-Aug-17	0.10
2017-2018	24-Jul-17	0.09
2017-2018	26-Jun-17	0.09
2017-2018	29-May-17	0.12
2017-2018	25-Apr-17	0.09
2016-2017	28-Mar-17	0.08
2016-2017	27-Feb-17	0.07

2016-2017	30-Jan-17	0.10
2016-2017	26-Nov-16	0.08
2016-2017	28-Nov-16	0.10
2016-2017	24-Oct-16	0.085
2016-2017	26-Sep-16	0.08
2016-2017	29-Aug-16	0.10
2016-2017	25-Jul-16	0.09
2016-2017	27-Jun-16	0.09
2016-2017	30-May-16	0.12
2016-2017	25-Apr-16	0.09
2015-2016	27-Apr-15	0.10
2015-2016	25-May-15	0.10
2015-2016	29-Jun-15	0.12
2015-2016	27-Jul-15	0.10
2015-2016	24-Aug-15	0.10
2015-2016	28-Sep-15	0.11
2015-2016	26-Oct-15	0.10
2015-2016	23-Nov-15	0.09
2015-2016	28-Dec-15	0.11
2015-2016	26-Jan-16	0.09
2015-2016	22-Feb-16	0.09
2015-2016	28-Mar-16	0.12

quant Money Market Fund		
Period	Record Date	Dividend ₹ Per Unit
2017-2018	26-Feb-18	0.10
2017-2018	28-Jan-18	0.10
2017-2018	27-Dec-17	0.10
2017-2018	7-Dec-17	0.10
2017-2018	1-Nov-17	0.10
2017-2018	2-Oct-17	0.10
2017-2018	26-Sep-17	0.11
2017-2018	29-Aug-17	0.11
2017-2018	23-Jul-17	0.11
2017-2018	20-Jun-17	0.11
2017-2018	28-May-17	0.11
2017-2018	5-May-17	0.11
2016-2017	30-Mar-17	0.105
2016-2017	1-Mar-17	0.105
2016-2017	30-Jan-17	0.11
2016-2017	1-Jan-17	0.11
2016-2017	5-Dec-16	0.11
2016-2017	1-Nov-16	0.11
2016-2017	27-Sep-16	0.11
2016-2017	30-Aug-16	0.11
2016-2017	24-Jul-16	0.11
2016-2017	21-Jun-16	0.11
2016-2017	29-May-16	0.11
2016-2017	5-May-16	0.11
2015-2016	28-Mar-16	0.11
2015-2016	29-Feb-16	0.11
2015-2016	2-Feb-16	0.11

2015-2016	28-Dec-15	0.11
2015-2016	2-Dec-15	0.11
2015-2016	4-Nov-15	0.11
2015-2016	29-Sep-15	0.11
2015-2016	1-Sep-15	0.11
2015-2016	30-Jul-15	0.11
2015-2016	1-Jul-15	0.11
2015-2016	21-May-15	0.11
2015-2016	5-May-15	0.11

quant Dynamic Bond		
Period	Record Date	Dividend ₹ Per Unit
2017-2018	28-Jan-18	0.08
2017-2018	27-Dec-17	0.08
2017-2018	7-Dec-17	0.08
2017-2018	1-Nov-17	0.08
2017-2018	2-Oct-17	0.08
2017-2018	26-Sep-17	0.092
2017-2018	29-Aug-17	0.092
2017-2018	23-Jul-17	0.092
2017-2018	20-Jun-17	0.092
2017-2018	28-May-17	0.092
2017-2018	5-May-17	0.092
2016-2017	30-Mar-17	0.09
2016-2017	1-Mar-17	0.09
2016-2017	30-Jan-17	0.092
2016-2017	1-Jan-17	0.092
2016-2017	5-Dec-16	0.092
2016-2017	1-Nov-16	0.092
2016-2017	27-Sep-16	0.092
2016-2017	30-Aug-16	0.092
2016-2017	24-Jul-16	0.092
2016-2017	21-Jun-16	0.092
2016-2017	29-May-16	0.092
2016-2017	5-May-16	0.092
2015-2016	28-Mar-16	0.092
2015-2016	29-Feb-16	0.092
2015-2016	2-Feb-16	0.092
2015-2016	28-Dec-15	0.092
2015-2016	2-Dec-15	0.092
2015-2016	4-Nov-15	0.092
2015-2016	29-Sep-15	0.092
2015-2016	1-Sep-15	0.092
2015-2016	30-Jul-15	0.092
2015-2016	1-Jul-15	0.092
2015-2016	21-May-15	0.092
2015-2016	5-May-15	0.092

quant Multi Asset Fund		
Period	Record Date	Dividend ₹ Per Unit
2017-2018	26-Feb-18	1.50
2016-2017	1-Mar-17	1.50
2015-2016	2-Feb-16	1.00

Past performance may or may not be sustained in the future. There is no assurance or guarantee to Unit holders as to rate/quantum of dividend distribution or that the dividends will be paid regularly. All dividends are on face value of ₹ 10 per Unit.

Please log on to www.quantmutual.com for record date-wise listing of dividends declared.

<p>Sharpe Ratio</p> <p>Sharpe Ratio is a risk to reward ratio, it measures portfolio returns generated in excess to the investment in risk-free asset, for per unit of total risk taken. While, positive Sharpe ratio indicates, portfolio compensating investors with excess returns (over risk-free rate) for the commensurate risk taken; negative Sharpe ratio indicates, investors are better off investing in risk-free assets.</p> <p>Beta</p> <p>Beta of a portfolio is a number indicating the relation between portfolio returns with that of the market index i.e. it measure the volatility, or systematic risk, of a portfolio in comparison to the market as a whole.</p> <p>Modified Duration</p> <p>A formula that expresses the measurable change in the value of a security in response to a change in interest rates. Modified duration of portfolio can be used to anticipate the change in market value of portfolio for every change in portfolio yield.</p> <p>R Squared</p> <p>It is a statistical measure of how closely the portfolio returns are correlated with its benchmark.</p>	<p>Standard Deviation</p> <p>A statistical measure that defines expected volatility/risk associated with a portfolio. This explains the variation/deviation from the average returns delivered by the portfolio. A higher standard deviation means higher volatility (risk) and a lower standard deviation means lower volatility</p> <p>Risk Free Return</p> <p>The theoretical rate of return of an investment with safest (zero risk) investment in a country.</p> <p>Total Expense Ratio</p> <p>Total expenses charged to scheme for the month expressed as a percentage to average monthly net assets.</p> <p>Average Maturity</p> <p>Weighted average maturity of the securities in scheme.</p> <p>Portfolio Yield (Yield To Maturity)</p> <p>Weighted average yield of the securities in scheme portfolio.</p>
--	--

HOW TO READ FACTSHEET

<p>Fund Manager</p> <p>An employee of the asset management company such as a mutual fund or life insurer, who manages investments of the scheme. He is usually part of a larger team of fund managers and research analysts.</p> <p>Application Amount for Fresh Subscription</p> <p>This is the minimum investment amount for a new investor in a mutual fund scheme.</p> <p>Minimum Additional Amount</p> <p>This is the minimum investment amount for an existing investor in a mutual fund scheme.</p> <p>Yield to Maturity</p> <p>The Yield to Maturity or the YTM is the rate of return anticipated on a bond if held until maturity. YTM is expressed as an annual rate. The YTM factors in the bond's current market price, par value, coupon interest rate and time to maturity.</p> <p>SIP</p> <p>Systematic Investment Plan (SIP) works on the principle of making periodic investments of a fixed sum. It works similar to a recurring bank deposit. For instance, an investor may opt for an SIP that invests ₹500 every 15th of the month in an equity fund for a period of three years. NAV The NAV or the net asset value is the total asset value per unit of the mutual fund after deducting all related and permissible expenses.</p> <p>AUM</p> <p>AUM or assets under management refers to the recent / updated cumulative market value of investments managed by a mutual fund.</p> <p>Modified Duration</p> <p>Modified duration is the price sensitivity and the percentage change in price for a unit change in yield.</p>	<p>Rating Profile</p> <p>Mutual funds invest in securities after evaluating their creditworthiness as disclosed by the ratings. A depiction of the mutual fund in various investments based on their ratings becomes the rating profile of the fund. Typically, this is a feature of debt funds.</p> <p>Benchmark</p> <p>A group of securities, usually a market index, whose performance is used as a standard or benchmark to measure investment performance of mutual funds, among other investments. Some typical benchmarks include the NIFTY, Sensex, BSE200, BSE500, 10-Year Gsec</p> <p>Entry Load</p> <p>A mutual fund may have a sales charge or load at the time of entry and/or exit to compensate the distributor/agent. Entry load is charged at the time an investor purchases the units of a mutual fund. The entry load is added to the prevailing NAV at the time of investment. For instance, if the NAV is ₹100 and the entry load is 1%, the investor will enter the fund at ₹101. (Note SEBI, vide circular dated June 30, 2009 has abolished entry load and mandated that the upfront commission to distributors will be paid by the investor directly to the distributor, based on his assessment of various factors including the service rendered by the distributor).</p> <p>Exit Load</p> <p>Exit load is charged at the time an investor redeems the units of a mutual fund. The exit load is reduced from the prevailing NAV at the time of redemption. The investor will receive redemption proceed at net value of NAV less Exit Load. For instance if the NAV is ₹100 and the exit load is 1%, the investor will receive ₹99.</p>
--	--



AMC Location

→ MUMBAI (Registered Office)

quant Money Managers

6th Floor, Sea Breeze Building,

Appasaheb Marathe Marg, Prabhadevi, Mumbai - 400 025.

Tel.: 022-6295 5000

→ AHMEDABAD

quant Money Managers

537, Iscon Emprio, Next to Star Bazar,

Jodhpur Cross Road, Satellite, Ahmedabad - 380015.

Tel.: +9179489 13875

→ BANGALORE

quant Money Managers

Residential Representative

Tel.: +91 98860 25553

→ NAGPUR

quant Money Managers

Residential Representative

Tel.: +91 83080 05016

→ NEW DELHI

quant Money Managers

Regus Grandeur, Mezzanine Floor, Shivaji Stadium Metro Station,

Baba Kharak Singh Marg, New Delhi-110001

Tel.: 011-6127 3122

Point of Service (POS Location)



KARVY COMPUTERSHARE PRIVATE

Agartala: Bidurkarta Chowmuhani, J N Bari Road, Tripura (West), Agartala - 799001. **Agra:** 1st Floor, Deepak Wasan Plaza, Behind Holiday Inn, Opp Megdoot Furnitures, Sanjay Place, Agra - 282002. **Ahmedabad:** 201/202 Shail, Opp: Madhusudan House, Navrangpura, Ahmedabad - 380006. **Ajmer:** S. No. 1 & 2, 2nd Floor, Ajmer Tower, Kutchery Road, Ajmer - 305001. **Akola:** Yamuna Tarang Complex, Shop No 30, Ground Floor, N. H. No- 06, Akola, Akola - 444004. **Aligarh:** 1st Floor, Kumar Plaza, Aligarh - 202001. **Allahabad:** RSA Towers, 2nd Floor, Above Sony Tv Showroom, 57, S P Marg, Civil Lines, Allahabad - 211001. **Alleppy:** X1V 172, JP Towers, Mullackal, KSRTC Bus Stand, Alleppy - 688011. **Alwar:** 101, Saurabh Tower, Opp. Uit, Near Bhagat Singh Circle, Road No. 2, Alwar - 301001. **Ambala:** 6349, Nicholson Road, Adjacent Kos Hospital Ambala Cant, Ambala - 133001. **Amravati:** Shop No 13 & 27, Gulshan Plaza, Badnera Road, Near Bhartiya Mahavidyalaya, Rajapeth, Amravati - 444605. **Amritsar:** 72-A, Taylor'S Road, Opp Aga Heritage Club, Amritsar - 143001. **Anand:** B-42 Vaibhav Commercial Center, Nr Tvts Down Town Show Room, Grid Char Rasta, Anand - 380001. **Ananthapur:** #15/149, 1st Floor, S R Towers, Subash Road, Opp. To Lalitha Kala Parishad, Anantapur - 515001. **Ankleshwar:** L/2 Keval Shopping Center, Old National Highway, Ankleshwar - 393002. **Asansol:** 114/71 G T Road, Near Sony Center, Bhanga Pachil, Asansol - 713303. **Aurangabad:** Ramkunji Niwas, Railway Station Road, Near Osmanpura Circle, Aurangabad - 431005. **Azamgarh:** 1st Floor, Alkal Building, Opp. Nagaripalika Civil Line, Azamgarh - 276001. **Baleore:** Gopalgaon, M.S Das Street, Gopalgaon, Balasore, Orissa, Balasore - 756001. **Bangalore:** 59, Skanda Puttanna Road, Basavanagudi, Bangalore - 560004. **Bankura:** Ambika Market Complex (Ground Floor), Nutanganj, Post & Dist Bankura, Bankura - 722101. **Bareilly:** 1st Floor, 165, Civil Lines opp. Hotel Bareilly Palace, Near Railway Station, Bareilly - 243001. **Barhampore (Wb):** Thakur Market Complex, Gorabazar, Post Berhampore, Dist Murshidabad, 72 No Nayasarak Road, Barhampore (Wb) - 742101. **Baroda:** Sb-5, Mangaldeep Complex, Opp. Masonic Hall, Productivity Road, Alkapuri, Baroda - 390007. **Begusarai:** Near Hotel Diamond Surbhi Complex, O.C Township Gate, Kapasiya Chowk, Begusarai - 851117. **Belgaum:** CTS No 9399/ A2 A1, Above Raymonds Show Room | Beside Harsha Appliances, Club Road, Belgaum - 590001. **Bellary:** No. 1, Khb Colony, Gandhi Nagar, Bellary - 583103. **Berhampur (Or):** 3rd Lane Dharam Nagar, Opp - Divya Nandan Kalyan Mandap, Near Lohiya Motor, Orissa, Berhampur (Or) - 760001. **Betul:** 107, 1st Floor, Hotel Utkarsh, | J. H. College Road, Betul - 460001. **Bhagalpur:** 2nd Floor, Chandralok Complex, Ghanthaghar, Radha Rani Sinha Road, Bhagalpur - 812001. **Bharuch:** Shop No 147-148, Aditya Complex, Near Kasak Circle, Bharuch - 392001. **Bhatinda:** #2047-A 2nd Floor, The Mall Road, Above Max New York Life Insurance, New Delhi - 151001. **Bhavnagar:** G-11 Giranjali Complex, Beside Bhavnagar Municipal Corporation & Collector Office, Kalanala, Bhavnagar - 364001. **Bhilai:** Shop No -1, First Floor, Plot No -1, Commercial Complex, Nehru Nagar - East, Bhilai - 490020. **Bhilwara:** Shop No. 27-28, 1st Floor, Heera Panna Market, Pur Road, Bhilwara - 311001. **Bhopal:** Kay Kay Business Centre, 133, Zone I, Mp Nagar, Above City Bank, Bhopal - 462011. **Bhubaneswar:** A/181, Back Side Of Shivam Honda Show Room, Saheed Nagar, Bhubaneswar - 751007. **Bikaner:** 70-71, 2nd Floor | Dr.Chahar Building, Panchsati Circle, Sadul Ganj, Bikaner - 334001. **Bilaspur:** Shop No-201 & 202, 1st Floor, V R Plaza, Link Road, Bilaspur, C. G. Bilaspur - 495001. **Bokaro:** B-1, 1st Floor, City Centre, Sector - 4, Near Sona Chandi Jewellers, Bokaro - 827004. **Burdwan:** 63 Gt Road, Halder Complex 1st Floor, Burdwan - 713101. **Calicut:** Iind Floor Soubhagya Shopping Complex, Arayidathpalam, Mavor Road, Calicut - 673004. **Chandigarh:** Sco-371-372S, Above Hdcc Bank, Sector 35-B, Chandigarh - 160036. **Chandrapur:** Shop No-6, Office No-2 1st Floor, Rauts Raghuvanshi Complex, Beside Azad Garden Main Road, Chandrapur - 442402. **Chennai:** F-11, Akshaya Plaza, 1st Floor, 108, Adhithanar Salai, Egmore, Opp To Chief Metropolitan Court, Chennai - 600002. **Chinsura:** J C Ghosh Saranu, Bhanga Gara, Chinsurah, Hooghly, Chinsurah - 712101. **Cochin:** Ali Arcade, 1st Floor, Kizhavana Road, Panampilly Nagar, Near Atlantis Junction, Ernakulam - 682036. **Coimbatore:** 1057/1058 Jaya Enclave, 2nd Floor, Avinashi Road, Coimbatore - 641018. **Cuttack:** Po - Buxi Bazar, Cuttack, Opp Dargha Bazar, Dargha Bazar, Cuttack - 753001. **Darbhangha:** Jaya Complex, 2nd Floor, Above Furniture Planet, Donar, Chowk, Darbhanga - 846003. **Davangere:** 376/2, 4th Main, 8th Cross, P J Extn, Davangere - 577002. **Dehradun:** Kaulgarh Road, Near Sirmaur Margabow, Reliance Webworld, Dehradun - 248001. **Deoria:** 1st Floor, 1st Floor, Opp. Zila Panchayat, Civil Lines, Deoria - 274001. **Dewas:** 27 Rmo House, Station Road, Above Maa Chamunda Gaes Agency, Dewas - 455001. **Dhanbad:** 208 New Market 2nd Floor, Bank More, Dhanbad - 826001. **Dharwad:** G, 7&8 Banashankari Avenue, Opp Nttf., P B Road, Dharwad - 580001. **Dhule:** Ashoka Estate, Shop No. 14/A, Upper Ground Floor, Sakri Road, Opp. Santoshi Mata Mandir, Dhule - 424001. **Dindigul:** No : 9 Old No: 4/B, New Agharam, Palani Road, Dindigul - 624001. **Durgapur:** 1st Floor, Old Dutta Automobile Bldg, Nachan Road, Benachity, Durgapur - 713213. **Eluru:** D.No: 238-5-93/1, Savithri Complex, Edaravathi Street, Near Dr.Prabhavathi Hospital, R. Ret, Eluru - 534002. **Erode:** No: 4, Veerappan Traders Complex, KMY Salai, Sathy Road, Opp. Erode Bus Stand, Erode - 638003. **Faridabad:** A-2B, 1st Floor, Nehru Groundnit, Faridabad - 121001. **Ferozpur:** The Mall Road, Chawla Bulding, 1st Floor, Opp. Centrail Jail, Near Hanuman Mandir, Ferozpur - 152002. **Gandhidham:** 203 2nd Floor, Bhagwati Chamber, Kutchkala Road, Gandhidham - 370201. **Gandhinagar:** Plot No - 945/2, Sector - 7/C, Opp Pathika, Gandhinagar - 382007. **Gaya:** 1st Floor Lal Bhawan, Tower Chowk, Near Kiran Cinema, Gaya - 823001. **Ghaziabad:** 1st Floor-7, Lohia Nagar, Ghaziabad - 201001. **Ghazipur:** 2nd Floor, Shubhra Hotel Complex, Mahaubagh, Ghazipur - 233001. **Gonda:** Shri Market, Sahabgunj, Station Road, Gonda - 271001. **Gorakhpur:** Above V. I. P. House adjacent, A.D. Girls College, Bank Road, Gorakhpur - 273001. **Gulbarga:** Cts No 2913 1st Floor, Asian Towers, Jagath Station Main Road, Next To Adithya Hotel, Gulbarga - 585105. **Guntur:** D No 6-10-27, Srinilayam, Arundelpet, 10/1, Guntur - 522002. **Gurgaon:** Shop No.18, Ground Floor, Sector - 14, Opp. Akd Tower, Near Huda Office, Gurgaon - 122001. **Guwahati:** 54 Sagarika Bhawan 2nd Floor, R G Barooah Road, Aids, Near Baskin Robbins, Guwahati - 781024. **Gwalior:** 37/38, Lashkar, Mlb Roadshinde Ki Chhawani, Near Nadi Gate Pul, Gwalior - 474001. **Haldwani:** Above Kapilaz, Sweet House, Opp Lic Building, Pilikothi, Haldwani - 263139. **Haridwar:** 8, Govind Puri, Opp. LIC - 2, Above Vijay Bank, Main Road, Ranipur More, Haridwar - 249401. **Hassan:** St Anthony'S Complex, Ground Floor, H.N. Pura Road, Hassan - 573201. **Hissar:** Sco-71, 1st Floor, Red Square Market, Hissar - 125001. **Hoshiarpur:** 1st Floor, The Mall Tower, Opp Kapila Hospital, Sutheri Road, Hoshiarpur - 146001. **Hubli:** 22Nd & 23Rd, 3Rd Floor, Eureka Junction, Travellers Bungalow, Hubli - 580029. **Hyderabad:** 8-2-596, Avenue 4, Karvy Plaza, Street No 1, Banjara Hills, Hyderabad - 500034. **Indore:** 213 B City Center, M.G. Road, Opp. High Court, Indore - 452001. **Jabalpur:** Grover Chamber, 43 Naya Bazar Malviya Chowk, Opp Shyam Market, Jabalpur - 482002. **Jaipur:** S16/A Iiird Floor, Land Mark Building Opp Jai Club, Mahaver Marg C Scheme, Jaipur - 302001. **Jalandhar:** Arora Prime Tower, Lowe Ground Floor, Office No 3 Plot No 28, Jalandhar - 144001. **Jalgaon:** 113, Navi Peth, B/H Mahalaxmi Dairy, Jalgaon - 425001. **Jalpaiguri:** D B C Road Opp Nirala Hotel, Opp Nirala Hotel, Jalpaiguri - 735101. **Jammu:** 5 A/D Extension 2, Near Panama Chowk Petrol Pump, Panama Chowk, Jammu - 180012. **Jamnagar:** 108 Madhav Palaza, Opp Sbi Bank, Nr Lal Bungalow, Jamnagar - 361001. **Jamshedpur:** Kanchan Tower, 3Rd Floor, Main Road, Bistupur, Near Traffic Signal, Jamshedpur - 831001. **Jaunpur:** R N Complex, 1-1-9-G, In Front Of Pathak Honda, Ummarpur, Jaunpur - 222002. **Jhansi:** 371/01, Narayan Plaza, Gwalior Road, Near Jeevan Shah Chauraha, Jhansi - 284001. **Jodhpur:** 203, Modi Arcade, Chopasni Road, Jodhpur - 342001. **Junagadh:** 124-125 Punit Shopping Center, M.G Road, Ranavav Chowk, Junagadh - 362001. **Kannur:** 2 Nd Floor, Prabhath Complex, Fort Road, Nr. Icici Bank, Kannur - 670001. **Kanpur:** 15/46, B, Ground Floor, Opp: Muir Mills, Civil Lines, Kanpur - 208001. **Karaiikudi:** Gopi Arcade, 100 Feet Road, Karaiikudi - 630001. **Karimnagar:** H.No.4-2-130/131, Above Union Bank, Jafri Road, Rajeev Chowk, Karimnagar - 505001. **Karnal:** 18/369, Char Chaman, Kunjpura Road, Behind Miglani Hospital, Karnal - 132001. **Karur:** No.6, old No.1304, Thiru-vi-ka Road, Near G.R. Kalyan Mahal, Karur - 639001. **Kharagpur:** 180 Malancha Road, Beside Axis Bank, Kharagpur - 721304. **Kolhapur:** 605/1/4 E Ward, Shahupuri 2nd Lane, Laxmi Niwas, Near Sultane Chambers, Kolhapur - 416001. **Kolkata:** 166 A Rashbihari Avenue 2nd Floor, Opp - Fortish Hospital, Kolkata - 700029. **Kollam:** Sree Vigneswara Bhavan, Shastri Junction, Kollam - 691001. **Korba:** 1st Floor, 35, Indira Complex, P. Nagar, Korba - 495677. **Kota:** 29, 1st Floor, Near Lala Lajpat Rai Circle, Shopping Centre, Kota - 324007. **Kottayam:** 1st Floor Csiascension Square, Railway Station Road, Collectorate P O, Kottayam - 686002. **Kurnool:** Shop No.43, 1st Floor, S V Complex, Railway Station Road, Near Sbi Main Branch, Kurnool - 518004. **Lucknow:** 24, Prem Nagar, Ashok Marg, Lucknow - 226001. **Ludhiana:** Sco - 136, 1st Floor Above Airtel Showroom, Feroze Gandhi Market, Ludhiana - 141001. **Madurai:** Rakesh towers, 30-C, 2nd Floor, Bye pass Road, Opp Nagappa motors, Madurai - 625010. **Malappuram:** First Floor, Cholakkal Building, Near U P School, Up Hil, Malappuram - 676505. **Malda:** Sahis Tuli, Under Ward No.6, No.1 Govt Colony, English Bazar Municipality, Malda - 732101. **Mandi:** 149/11, School Bazaar, Mandi - 175001. **Mangalore:** Mahendra Arcade Opp Court Road, Karangal Padi, Mangalore - 575003. **Margao:** 2nd Floor, Dalal Commercial Complex, Pajifond, Margao - 403601. **Mathura:** Ambey Crown, Iind Floor, In Front Of Bsa College, Gaushala Road, Mathura - 281001. **Meerut:** 1st Floor, Medi Centreopp Icici Bank, Hapur Road Near Bachha Park, Meerut - 250002. **Mehsana:** Ul/47 Apollo Enclave, Opp Simandhar Temple, Modhera Cross Road, Mehsana - 384002. **Mirzapur:** Girja Sadan, Dawari Gunj, Mirzapur - 231001. **Moga:** 1st Floor,Dutt Road, Mandir Wali Gali, Civil Lines, Barat Ghar, Moga - 142001. **Moradabad:** Om Arcade, Parker Road, Above Syndicate Bank,Chowk Tari Khana, Moradabad - 244001. **Morena:** Moti Palace, Near Ramjanki Mandir, Near Ramjanki Mandir, Morena - 476001. **Mumbai:** 24/B, Raja Bahadur Compound, Ambalal Doshi Marg, Behind Bse Bldg, Fort - 400001. **Muzaffarpur:** I St Floor, Uma Market, Thana Gumtimoti Jheel, Muzaffarpur - 842001. **Mysore:** L-350,Silver Tower, Ashoka Road, Opp.Clock Tower, Mysore - 570001. **Nadiad:** 104/105, Near Paras Cinema, City Point Nadiad, Nadiad - 387001. **Nagercoil:** 3A, South Car Street, Nagercoil - 629001. **Nagpur:** Plot No 2/1 House No 102/1, Mata Mandir Road, Mangaldeep Apartment Opp Khandelwal Jewellers, Dharampeth, Nagpur - 440010. **Namakkal:** 105/2, Arun Towers, Paramathi Street, Namakkal - 637001. **Nanded:** Shop No.4, Santakripa Market, G G Road, Opp. Bank Of India, Nanded - 431601. **Nasik:** S-12,Suyojit Sankul, Sharanpur Road, Near Rajiv Gandhi Bhavan, Nasik - 422002. **Navsari:** 1/1 Chinmay Arcade, Opp Sattapir Rd, Tower Rd, Mavsari - 396445. **Nellore:** 16-2-230, Room No : 27, 2nd Floor, Keizen Heights, Gandhi Nagar, Pogathoda, Nellore - 524001. **New Delhi:** 305 New Delhi House, 27 Barakhamba Road, New Delhi - 110001. **Nizamabad:** H No:5-6-430, A Bove Bank Of Baroda First Floor, Beside Hdcc Bank, Hyderabad Road, Nizamabad - 503003. **Noida:** 307 Jaipuria Plaza 68 A, 2Nd Floor, Opp Delhi Public School, Sector 26, Noida - 201301. **Palghat:** No: 20 & 21, Metro Complex H.P.O.Road Palakkad, H.P.O.Road, Palakkad - 678001. **Panipat:** 1st Floor, Krishna Tower, Above Amertex, G.T. Road, Panipat - 132103. **Panjim:** City Business Center, Coelho Pereira Building, Room No 18,19 & 20, Dada Vaidya Road, Panjim - 403001. **Pathankot:** 1st Floor, 9 A, Improvement Trust Building, Patel Chowk, Pathankot - 145001. **Patiala:** Sco 27 D, Chotti Baradari, Near Car Bazaar, Patiala - 147001. **Patna:** 3A, 3Rd Floor Anand Tower, Exhibition Road, Opp Icici Bank, Patna - 800001. **Pollachi:** S S Complex, New Scheme Road, Pollachi - 642002. **Pondicherry:** No:7, Thiagarajar Street, Pondicherry - 605001. **Proddatur:** Shop No:4, Araveti Complex, Mydukur Road, Beside Syndicate Bank, Proddatur - 516360. **Pudukottai:** Sundaram Masilamani Towers, Ts No. 5476 - 5479, Pm Road, Old Tirumayam Salai, Near Anna Statue, Jublie Arts, Pudukottai - 622001. **Pune:** Office # 16, Ground Floor, Shrinath Plaza, Near Dyaneshwar Paduka Chowk, F C Road, Pune - 411005. **Raipur:** 2 & 3 Lower Level, Millenium Plaza, Room No. LI 2& 3, Behind Indian Coffee House, Raipur - 492001. **Rajahmundry:** D.No.6-1-4, Rangachary Street, T. Nagar, Near Axis Bank Street, Rajahmundry - 533101. **Rajapalayam:** Sri Ganapathy Complex, 14B/5/18, T P Mills Road, Rajapalayam - 626117. **Rajkot:** 104, Siddhi Vinyak Com. Opp Ramkrishna Ashram, Dr Yagnik Road, Rajkot - 360001. **Ranchi:** Room No 307 3Rd Floor, Commerce Tower, Beside Mahabir Tower, Ranchi - 834001. **Ratlam:** 1 Nagpal Bhawan, Free Ganj Road, Do Batti, Near Nokia Care,

Ratlam - 457001. **Renukoot**: Shop No.18, Near Complex Birla Market, Renukoot - 231217. **Rewa**: 1st Floor, Angoori Building, Besides Allahabad Bank, Trans University Road, Civil Lines, Rewa - 485001. **Rohtak**: 1st Floor, Ashoka Plaza, Delhi Road, Rohtak - 124001. **Roorkee**: Shree Ashadeep Complex, 16, Civil Lines, Near Income Tax Office, Roorkee - 247667. **Rourkela**: 1st Floor Sandhu Complex, Kachery Road, Uditnagar, Rourekla - 769012. **Sagar**: Above Poshak Garments, 5 Civil Lines, Infront Of Income Tax Office, Sagar - 470002. **Saharanpur**: 18 Mission Market, Court Road, Saharanpur - 247001. **Salem**: No:40, 2nd Floor, Brindavan Road, Fairlands, Near Perumal Koil, Salem - 636016. **Sambalpur**: Ground Floor Quality Massion, Sambalpur - 768001. **Satna**: 1st Floor, Gopal Complex, Near Bus Stand, Rewa Road, Satna - 485001. **Shaktinagar**: 1St/A-375, V V Colony, Dist Sonebhadra, Shaktinagar - 231222. **Shillong**: Annex Mani Bhawan, Lower Thana Road, Near R K M Lp School, Shillong - 793001. **Shimla**: Triveni Building, By Pas Chowkhhallini, Shimla - 171002. **Shimoga**: Udaya Ravi Complex, LLR Road, Durgi Gudi, Shimoga - 577201. **Shivpuri**: 1st Floor, M.P.R.P. Building, Near Bank Of India, Shivpuri - 473551. **Sikar**: First Floor, Super Tower, Behind Ram Mandir Near Taparya Bagichi, Sikar - 332001. **Silchar**: N.N. Dutta Road, Chowchakra Complex, Premtala, Silchar - 788001. **Siliguri**: Nanak Complex, Sevoke Road, Siliguri - 734001. **Sitapur**: 12/12-A Sura Complex, Arya Nagar Opp, Mal Godam, Sitapur - 261001. **Sivakasi**: 363, Thiruthangal Road, Opp: TNEB, Sivakasi - 626123. **Solan**: Sahni Bhawan, Adjacent Anand Cinema Complex, The Mall, Solan - 173212. **Solapur**: Block No 06, Vaman Nagar, Opp D-Mart, Jule Solapur - 413004. **Sonepat**: 205 R Model Town, Above Central Bank Of India, Sonepat - 131001. **Sri Ganganagar**: 35E Block, Opp: Sheetla Mata Vaateka Sri Ganganagar, Sri Ganganagar - 335001. **Srikakulam**: D.No-4-1-28/1, Venkateswara Colony, Near Income Tax Office, Srikakulam - 532001. **Sultanpur**: Rama Shankar Complex, Civil Lines, Faizabad Road, Sultanpur - 228001. **Surat**: G-5 Empire State Buliding, Nr Udhna Darwaja, Ring Road, Surat - 395002. **Thanjavur**: No. 70, Nalliah Complex, Srinivasam Pillai Road, Tanjore - 613001. **Thodupuzha**: First Floor, Pulimoottil Pioneer, Pala Road, Thodupuzha - 685584. **Tirunelveli**: 55/18, Jeney Building, S N Road, Near Aravind Eye Hospital, Tirunelveli - 627001. **Tirupathi**: Flot No: 16, 1st Floor, R C Road, Near Palani Theater, Tirupathi - 517501. **Tirupur**: First floor, 224 A, Kamaraj Road, Opp to Cotton market complex, Tirupur - 641604. **Tiruvalla**: 2Nd Floor, Erinjery Complex, Ramanchira, Opp Axis Bank, Thiruvalla - 689107. **Trichur**: 2Nd Floor, Brothers Complex, Naikkanal Junction, Shornur Road, Near Dhanalakshmi Bank H O, Thrissur - 680001. **Trichy**: 60, Sri Krishna Arcade, Thennur High Road, Trichy - 620017. **Trivandrum**: 2Nd Floor, Akshaya Tower, Sasthamangalam, Trivandrum - 695010. **Tuticorin**: 4 - B, A34 - A37, Mangalmal Mani Nagar, Opp. Rajaji Park, Palayamkottai Road, Tuticorin - 628003. **Udaipur**: 201-202, Madhav Chambers, Opp G P O, Chetak Circle, Udaipur - 313001. **Ujjain**: 101 Aashta Tower, 13/1 Dhanwantri Marg, Freeganj, Ujjain - 456010. **Valsad**: Shop No 2, Phiroza Corner, Opp Next Show Room, Tithal Road, Valsad - 396001. **Vapi**: Shop No-12, Ground Floor, Sheetal Appatment, Near K P Tower, Vapi - 396195. **Varanasi**: D-64/132, 1st Floor, Anant Complex, Sigra, Varanashi - 221010. **Vellore**: 1, M N R Arcade, Officers Line, Krishna Nagar, Vellore - 632001. **Vijayanagaram**: Soubhagya, 19-6-1/3, 2Nd Floor, Near Fort Branch, Opp: Three Temples, Vizianagaram - 535002. **Vijayawada**: 39-10-7, Opp : Municipal Water Tank, Labbipet, Vijayawada - 520010. **Visakhapatnam**: Door No 47-14-5/1, Eswar Paradise, Dwarakanagar Main Road, Visakhapatnam - 530016. **Warangal**: 5-6-95, 1 st Floor, Opp: B.Ed Collage, Lashkar Bazar, Chandra Complex, Hanmakonda, Warangal - 506001. **Yamuna Nagar**: Jagdhari Road, Above Uco Bank, Near D.A.V. Girls College, Yamuna Nagar - 135001.



multi asset, multi manager

quant mutual

registered office: 6th floor, sea breeze building, appasaheb marathe marg, prabhadevi, mumbai - 400 025.

tel: +91 22 6295 5000 | cell/whatsapp: +91 9920 21 22 23 | help.mf@quant.in | communication@quant.in

www.quantmutual.com