



multi asset, multi manager

quant[®]

SMALL-CAP FUND

825⁺ CRORE

* Scheme Return (since Mar 24, 2020) - 330%
(outperformance of 135% vs Benchmark)

* Investor's - 65000⁺

* Folio's - 71,000⁺

THANK YOU

for helping us in achieving this milestone.

quant mutual fund

FACTSHEET

Table of content

Scheme Details

▪ quant Liquid Fund	5
▪ quant Active Fund	7
▪ quant Small Cap Fund	9
▪ quant Tax Plan	11
▪ quant Mid Cap Fund	13
▪ quant Multi Asset Fund	15
▪ quant Quantamental Fund	17
▪ quant Absolute Fund	18
▪ quant Infrastructure Fund	20
▪ quant Focused Fund	22
▪ quant Consumption Fund	24
▪ quant ESG Equity Fund	26
▪ quant Large & Mid-Cap Fund	28

Dividend History	30
-------------------------	----

Glossary	32
-----------------	----

Point of Service (PoS) Location	33
--	----

Disclaimer: The Factsheet is for general reading purpose only and is not meant to serve as a professional guide. This document has been prepared on the basis of publicly available information, internally developed data and other sources believed to be reliable. The Sponsor, the Investment Manager, the Trustee or any of their respective directors, employees, affiliates or representatives ("entities & their affiliates") do not assume any responsibility for, or warrant the authenticity, accuracy, completeness, adequacy and reliability of such information. Whilst no action has been solicited based upon the information provided herein; due care has been taken to ensure that the facts are accurate and opinions given are fair and reasonable. This information is not intended to be an offer or solicitation for the purchase or sale of any financial product or instrument. Recipients of this information are advised to rely on their own analysis, interpretations & investigations. Readers are also advised to seek independent professional advice order to arrive at an informed investment decision. Entities & their affiliates shall not be liable for any direct, indirect, special, incidental, consequential, punitive or exemplary damages, including loss of profits, arising in any way from the information contained in this material. Entities & their affiliates including persons involved in the preparation or issuance of this material may from time to time have long or short positions in and buy or sell the securities there of, of company (ies)/ specific economic sectors mentioned herein. NAV of the plan/option of certain schemes are not provided for certain cases as the NAV was not computed because there were no investors as on the date on which the NAV details are provided.

Mutual Fund investments are subject to market risks, read all scheme related documents carefully

INVESTMENT PHILOSOPHY



active



absolute



unconstrained

In a dynamic world that is continuously changing due to technology and increasingly volatile geopolitics, passive investment strategies can no longer outperform. Alpha belongs to active strategies that can invest in sync with the dynamics at play.

Being relevant comes by staying active.

We believe consistent outperformance requires complete freedom from looking at the world relatively. It is why we design investment strategies with an absolute objective irrespective of market conditions. With this absolute objective, comes clarity of thought.

Being relevant requires an absolute focus on returns.

Embedded within our processes and systems is the conviction that the surest way to success in investing is through cultivation of a multitude of opinions and perspectives. By bringing together this diversity of ideas within our investment framework, we aim to unearth every possible opportunity in any set of circumstances.

Being relevant means having an unconstrained perspective.

CORE BELIEF

Fundamental is the atman, Liquidity the prana, Sentiments the maya

One of the oldest scriptures and philosophy in the world is the Vedic philosophy. These scriptures are a comprehensive effort to describe all aspects of the universe and human existence. To undertake this gigantic task, they rely on three core ideas - Atman, Prana and Maya. These ideas are the inspiration for our perspective on investment research and money management.

FUNDAMENTAL
IS THE **atman**

'Atman' is the 'true' or 'absolute' self of a person, beyond all names and subjective judgements that the world and the person choose to apply on themselves. In that sense, real assets and profit-generating capacity of all economic entities and participants are the 'fundamentals' underlying every kind of market. **Without the Atman, an individual cannot exist. Similarly, without fundamentals, value cannot persist.**

LIQUIDITY
THE **prana**

'Prana' refers to universal energy in all its forms. It is the vibrational force that makes every electron and atom vibrate and move. For markets, the dynamic flow of money which we study as liquidity, enables participants to undertake economic activity and create an ecosystem. **While Prana enables life, liquidity imparts a 'value' to assets and organisations.**

SENTIMENTS
THE **maya**

'Maya' depicts the illusion of this world as subjectively experienced by all humans. Each person imagines the world to be in a peculiar way, based on their own opinions and perceptions, and lives accordingly. 'Price' is the illusion market participants assign to every economic unit, according to their subjective ideas of the present and the future, based on a myriad assumptions, experiences and predictions. **Maya is the intricate illusion of this universe created by our minds and price is the ever-changing perception of economic value created by investors.**

INVESTMENT PRINCIPLES

MEASURABLE IS RELIABLE

Measurable is reliable

For success in investing, discipline is of more importance than any other attribute of the investment process. Our battle-tested suite of proprietary valuation, liquidity and risk indicators along with extensive financial modelling ensure that we consistently deliver superior results.

QUANTAMENTAL INVESTING

Quantamental investing

While measurable is reliable, we also believe the economy and markets cannot be captured completely by models and indicators. Human judgement that comes from years of trading and investing experience has immense value. For optimal results, our decision-making seeks to find the harmony between objectivity and subjectivity.

MULTI ASSET MANAGER

Multi-asset, multi-manager

We believe that safeguarding investor wealth is paramount. Apart from reducing risk by investing across asset classes, we take diversification to another dimension by ensuring every investment decision comes from a focused discussion between investment managers with a diverse set of capabilities and experience.

MONEY FLOWS FROM ONE ASSET CLASS TO ANOTHER

Money flows from one asset class to another.

Money is a form of economic energy - the quantification of human effort. As the world evolves, a dynamic set of ideas continuously lead the change. Money flows and grows with these pioneering ideas. Identifying them and the specific assets that benefit is the surest and most consistent method for generating wealth.

TIMING IS EVERYTHING

Timing is everything

In our framework, time is a critical aspect of investing as the three dimensions of Valuation, Liquidity and Risk interact and move together in cycles across different periods. Alpha generation is optimised only by sanguine identification of the extremes.

quant Global Research (qGR) PREDICTIVE ANALYTICS | ACTIONABLE INDICATORS

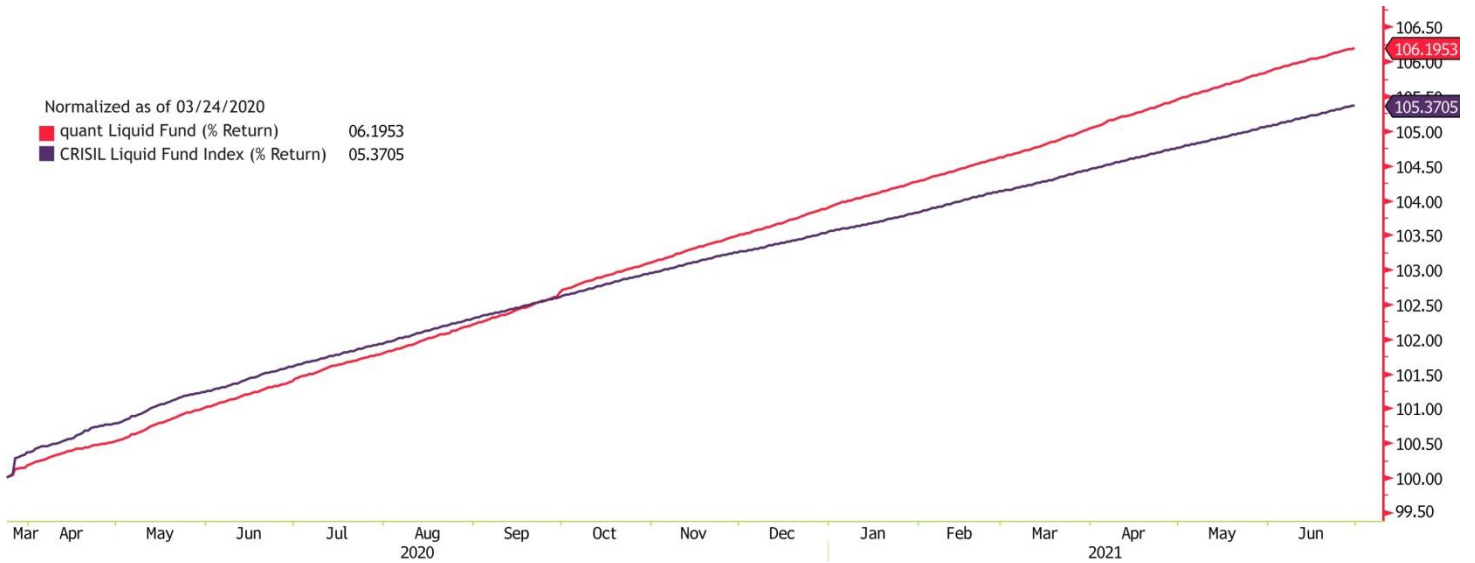


Market moves are highly dependent on the aptitude and appetite of market participants. To address this, we at qGR track several proprietary indicators which **measure market sentiments from different perspectives**. Extreme euphoria or fear can be gauged by many of these indicators, **helping us to deduce how players are positioned and how they react to a particular situation**. Once we understand investor behavior through these indicators, we can identify times when players are being irrational or making illogical decisions or showing signs of exuberance/paranoia.


qGR objectively follows this paradigm, ever enhancing domain knowledge with technology as an enabler, to develop tools and techniques, and translating them into **indicators that have accurately been able to identify cross asset and cross market inflexion points**.

qGR predictive analytics indicators are **identifiers of inflexion points and opportunities in the complex investing environment**. They provide clarity during difficult times when there are many questions that entail event and polity risk.


quant Liquid Fund



The Liquid Fund has delivered a return of ~6.20% and outperformed its benchmark by ~82bps in the period March 24, 2020 – June 30, 2021. With a track record of zero default in the investments since inception, we believe in superior risk adjusted returns



An open ended liquid scheme



Bringing the

LUC[₹]ATIVE

in

FLUIDITY

INVEST IN OUR PHILOSOPHY

active | absolute | unconstrained

Mutual Funds investments are subject to market risks, read all scheme related documents carefully.

Get in touch with us at, Tel: +91 22 6295 5000 | Call / WhatsApp: +91 99 20 21 22 23 | E-Mail: help.mf@quant.in | Website: www.quantmutual.com

SCHEME SNAPSHOT

INVESTMENT OBJECTIVE

The investment objective of the scheme is to generate income through a portfolio comprising money market and debt instruments. There is no assurance that the investment objective of the Scheme will be realized.

DATE OF ALLOTMENT

October 03, 2005

FUND MANAGER

Sanjeev Sharma (Debt)

NAV as on 30 June 2021

Growth Option - Direct Plan	33.2799
Growth Option	32.7711
Monthly IDCW Option - Direct Plan	15.5069
Monthly IDCW Option	15.1905
Weekly IDCW Option - Direct Plan	14.2518
Weekly IDCW Option	13.6616
Daily IDCW Option - Direct Plan	13.6573
Daily IDCW Option	13.3776
Unclaimed Dividend	
Investor Education Plan- Growth Option	10.3755
Unclaimed Dividend- Growth Option	10.3760
Unclaimed Redemption	
Investor Education Plan- Growth Option	10.3755
Unclaimed Redemption Plan-Growth Option	10.3767

MINIMUM INVESTMENT

5000/- and multiple of Re. 1/-

SUBSEQUENT INVESTMENT

1000/- and multiple of Re. 1/-

TOTAL EXPENSE RATIO (Excl. taxes)

Regular	0.90%
Direct	0.55%

LOAD STRUCTURE

Entry	Nil
Exit (w.e.f. October 20, 2019)	
Investor exit upon subscription / switch-In	Exit Load as a % of redemption Proceeds
Day 1	0.0070%
Day 2	0.0065%
Day 3	0.0060%
Day 4	0.0055%
Day 5	0.0050%
Day 6	0.0045%
Day 7 onwards	0.0000%

Average Maturity	35.44
Modified Duration	33.84
Macaulay Duration	35.44
Yield to Maturity	4.68%

FUND SIZE	268.85 Crore
-----------	--------------

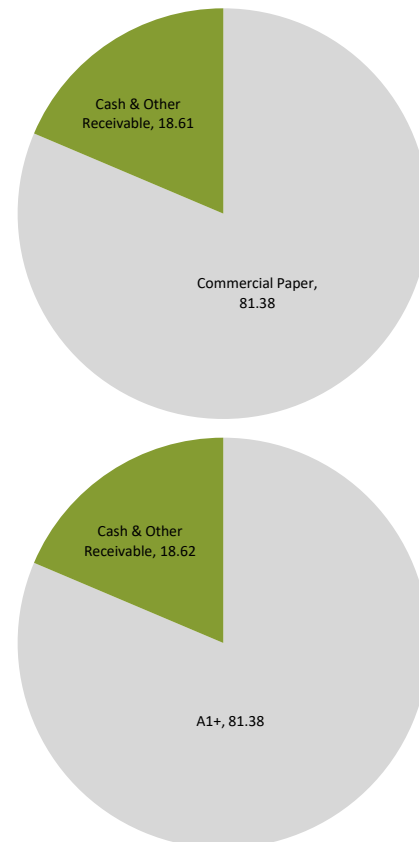
BENCHMARK INDEX

CRISIL LIQUID FUND INDEX

PORTFOLIO TOP HOLDING

Company	Rating	% TO NAV
Action Const. Equip. Ltd CP 01-Sep-2021	A1+	12.91
Time Technoplast Limited CP 12-Jul-2021	A1+	9.28
EXPORT IMPORT BANK OF INDIA CP 27JUL21	A1+	9.28
Adani Enterprises Ltd CP 15Jul21	A1+	9.27
Reliance Industries Ltd CP 30-Jul-2021	A1+	9.27
NABARD CP 23-August-2021	A1+	9.25
Northern Arc Capital Ltd CP 17Aug2021	A1+	9.21
Surya Roshni Ltd CP 28-Sep-2021	A1+	9.20
Transport Corp Of Ind Ltd CP 13-Aug-2021	A1+	3.70
Total Commercial Paper		81.38
Cash & Cash Equivalent		0.60
TREPS 01-JUL-2021 DEPO 10		18.01
Grand Total		100.00

RATING PROFILE/ ASSET ALLOCATION (%)



Period	Scheme Return (%)	Benchmark Return (%)	1 Year T-Bill	Value of ₹10,000 invested		
				Scheme	Benchmark	1 Year T-Bill
7 Days	0.07%	0.07%	0.07%	10,007	10,007	10,007
15 Days	0.14%	0.15%	0.14%	10,014	10,015	10,014
1 Month	0.29%	0.29%	0.31%	10,029	10,029	10,031
3 Month	1.02%	0.89%	0.94%	10,102	10,089	10,094
6 Month	2.10%	1.75%	1.72%	10,210	10,175	10,172
Last 1 Year	4.37%	3.71%	3.45%	10,437	10,371	10,345
Last 3 Years	5.97%	5.71%	7.13%	11,901	11,813	12,295
Last 5 Years	6.34%	6.19%	6.73%	13,596	13,505	13,849
Since Inception	7.83%	7.05%	N/A	32,771	29,237	N/A

Past performance may or may not be sustained in the future. Returns greater than 1 year period are compounded annualized (CAGR). Load is not taken into consideration for computation of performance.

This Product is suitable for investors who are seeking*	Riskometer
<ul style="list-style-type: none"> To provide income & liquidity over the short term. Investment in debt & money market instruments. 	<p>Investors understand that their principal will be at moderately high risk</p>
<p>*Investors should consult their financial advisers if in doubt about whether the product is suitable for them</p>	

quant Active Fund



Disclaimer: The graph depicts performance of quant Active fund Vis-à-vis its old benchmark NIFTY 500 TRI. Historical data for the new bench mark NIFTY 500 Multicap 50:25:25 TRI is unavailable.

quant Active Fund is a Multi Cap Fund with an objective to generate capital appreciation & provide long term growth opportunities by investing in a portfolio of Large Cap, Mid Cap and Small Cap companies. The scheme has a return of over 192.49% between March 24, 2020 – June 30, 2021 with a portfolio beta of 1.00



An open ended equity scheme investing across large cap, mid cap, small cap stocks



We bring the benefits of

AN ACTIVE LIFESTYLE

to your Investments

INVEST IN OUR PHILOSOPHY

active | absolute | unconstrained

Mutual Funds investments are subject to market risks, read all scheme related documents carefully

Get in touch with us at, Tel: +91 22 6295 5000 | Call / WhatsApp: +91 99 20 21 22 23 | E-Mail: help.mf@quant.in | Website: www.quantmutual.com

SCHEME SNAPSHOT

INVESTMENT OBJECTIVE

The primary investment objective of the scheme is to seek to generate capital appreciation & provide long-term growth opportunities by investing in a portfolio of Large Cap, Mid Cap and Small Cap companies. There is no assurance that the investment objective of the Scheme will be realized.

DATE OF ALLOTMENT

April 04, 2001

FUND MANAGERS

Ankit Pande (Equity)
Vasav Sahgal (Equity)
Sanjeev Sharma (Debt)

NAV as on 30 June 2021

GROWTH OPTION	359.1634
GROWTH OPTION-Direct Plan	371.4591
IDCW Option - Direct Plan	43.0156
IDCW Option	41.1238

MINIMUM INVESTMENT

5000/- and multiple of Re. 1/-

SUBSEQUENT INVESTMENT

1000/- and multiple of Re. 1/-

TOTAL EXPENSE RATIO (Excl. taxes)

Regular	2.25%
Direct	0.50%

LOAD STRUCTURE

Entry	Nil
Exit	Nil

VOLATILITY MEASURES (3 Years)

Standard Deviation *	18.55%
R- Squared	0.81
Beta	1.00
Sharpe Ratio*	1.09

*Standard Deviation, Sharpe Ratio & Beta are calculated on annualised basis using 3 years history of monthly returns; risk free rate assumed to be 5.96% for calculating Sharpe Ratio (calculated based on annualised CRISIL CBLO Index returns over 3 years)

PORTFOLIO TURNOVER RATIO

(1 Year) 3.27 Times

FUND SIZE 736.14 Crore

BENCHMARK INDEX

NIFTY 500 Multicap 50:25:25 TRI

PORTFOLIO TOP HOLDING

STOCK/ INSTRUMENT	% TO NAV
ITC Limited	8.18
Fortis Healthcare	7.33
ICICI Bank Limited	5.49
State Bank of India	5.37
Coal India	4.40
Bharti Airtel Limited	3.98
Vedanta Limited	3.91
ICICI Securities Limited	3.86
Sun Pharmaceutical Industries Limited	3.72
Stylam Industries Limited	3.41
Total of Top 10 Holding	49.65
Equity & Equity Related	96.83
Cash & Other Receivables	3.17
Grand Total	100.00

Period	Scheme Return	Benchmark Return	NIFTY Return	Value of `10,000 invested		
				Scheme	Benchmark	NIFTY 50
6 Month	34.64%	24.06%	18.87%	13,464	12,406	11,887
1 Year	97.06%	74.01%	58.59%	19,706	17,401	15,859
3 Years	27.04%	15.58%	13.36%	20,504	15,439	14,569
5 Years	22.02%	15.79%	13.76%	27,054	20,811	19,050
Since Inception	19.36%	N/A	13.85%	359,163	N/A	138,314

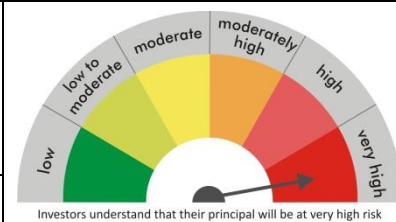
Past performance may or may not be sustained in the future. Returns greater than 1 year period are compounded annualized (CAGR). Load is not taken into consideration for computation of performance.

This Product is suitable for investors who are seeking*

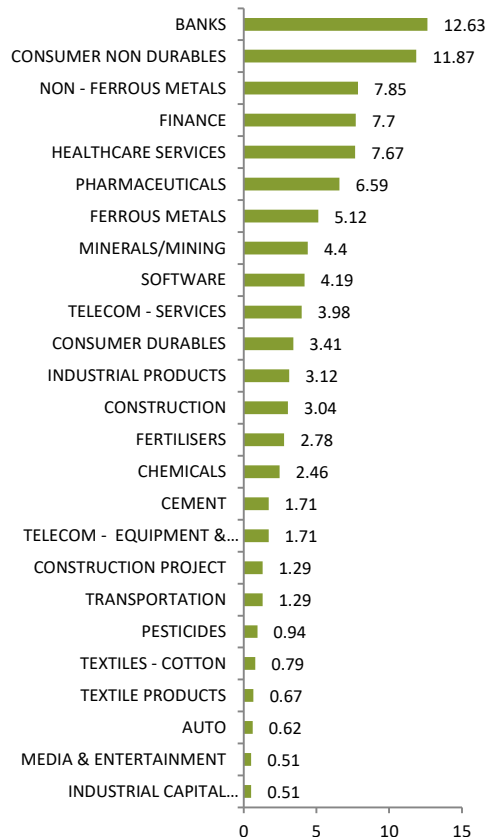
- To generate long term capital appreciation.
- Investment in equity and equity related instruments.

*Investors should consult their financial advisers if in doubt about whether the product is suitable for them

Riskometer



INDUSTRY/ SECTOR ALLOCATION (%)



quant Small Cap Fund



quant Small Cap Fund has an objective to generate capital appreciation & provide long term growth opportunities by investing in a portfolio predominantly consisting of Small Cap companies. With the highest returns among quant's equity-based schemes during the period March 24, 2020 – June 30, 2021, quant Small Cap Fund has managed to yield a staggering return of 315.54%, with a portfolio beta of just 0.98

quant
SMALL-CAP
FUND

An open ended equity scheme predominantly investing in small cap stocks

FINDING THE SAP TO THE SAPLING

INVEST IN OUR PHILOSOPHY

active | absolute | unconstrained

Mutual Funds investments are subject to market risks, read all scheme related documents carefully

Get in touch with us at, Tel: +91 22 6295 5000 | Call / WhatsApp: +91 99 20 21 22 23 | E-Mail: help.mf@quant.in | Website: www.quantmutual.com

SCHEME SNAPSHOT
INVESTMENT OBJECTIVE

The primary investment objective of the scheme is to seek to generate capital appreciation & provide long-term growth opportunities by investing in a portfolio of Small Cap companies. There is no assurance that the investment objective of the Scheme will be realized.

DATE OF ALLOTMENT

November 21, 1996

FUND MANAGERS

Ankit Pande (Equity)
Vasav Sahgal (Equity)
Sanjeev Sharma (Debt)

NAV as on 30 June 2021

Growth	115.3135
Growth Option - Direct Plan	119.0936
IDCW Option - Direct Plan	93.0681
IDCW Option	91.5870

MINIMUM INVESTMENT

5000/- and multiple of Re. 1/-

SUBSEQUENT INVESTMENT

1000/- and multiple of Re. 1/-

TOTAL EXPENSE RATIO (Excl. taxes)

Regular	2.25%
Direct	0.50%

LOAD STRUCTURE

Entry	Nil
Exit	1% if exit <= 1 Year

VOLATILITY MEASURES (3 Years)

Standard Deviation *	31.59%
R- Squared	0.74
Beta	0.98
Sharpe Ratio*	0.85

*Standard Deviation, Sharpe Ratio & Beta are calculated on annualised basis using 3 years history of monthly returns; risk free rate assumed to be 5.96% for calculating Sharpe Ratio (calculated based on annualised CRISIL CBLO Index returns over 3 years)

PORTFOLIO TURNOVER RATIO

(1 Year) 2.77 Times

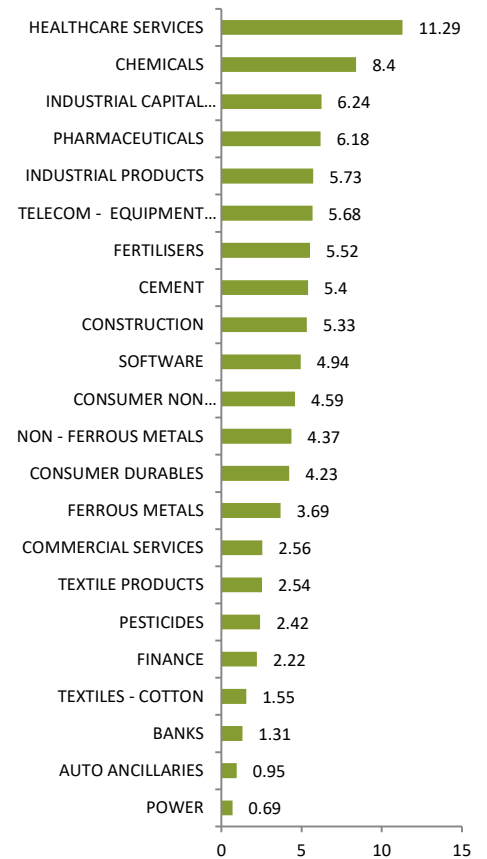
FUND SIZE 700.52 Crore

BENCHMARK INDEX

NIFTY SMALL CAP 250 TRI

PORTFOLIO TOP HOLDING

STOCK/ INSTRUMENT	% TO NAV
The India Cements Limited	5.40
Indiabulls Real Estate	5.33
EID Parry (India)	5.09
Fortis Healthcare	4.87
Shree Renuka Sugars Limited	4.59
HFCL Limited	4.24
Stylam Industries Limited	4.05
Linde India	3.42
Just Dial Limited	3.24
National Aluminium Company Limited	3.18
Total of Top 10 Holding	43.42
Equity & Equity Related	95.85
Cash & Other Receivables	4.15
Grand Total	100.00

INDUSTRY/ SECTOR ALLOCATION (%)


Period	Scheme Return	Benchmark Return	NIFTY Return	Value of `10,000 invested		
				Scheme	Benchmark	NIFTY 50
6 Month	63.81%	39.50%	18.87%	16,381	13,950	11,887
1 Year	181.62%	109.40%	58.59%	28,162	20,940	15,859
3 Years	31.42%	14.68%	13.36%	22,699	15,084	14,569
5 Years	20.20%	14.06%	13.76%	25,089	19,306	19,050
Since Inception	15.51%	21.55%	13.14%	36,173	56,985	30,066


Past performance may or may not be sustained in the future. Returns greater than 1 year period are compounded annualized (CAGR). Load is not taken into consideration for computation of performance.

This Product is suitable for investors who are seeking*	Riskometer
<ul style="list-style-type: none"> To generate long term capital appreciation. Investment in small cap companies with growth potential. 	<p>Investors understand that their principal will be at very high risk</p>
*Investors should consult their financial advisers if in doubt about whether the product is suitable for them	


quant Tax Plan



quant Tax Plan is an ELSS Scheme with an objective of Capital Appreciation by investing predominantly in a well-diversified portfolio of Equity Shares with growth potential. The scheme has a return of 217.94% between March 24, 2020 – June 30, 2021 with a portfolio beta of 1.02



An open ended equity linked saving scheme with a statutory lock in of 3 years and tax benefit



WE BRING THE GAINS
IN YOUR TAXES*

*under Section 80C of the Income Tax Act, investments in tax saving (or planning) mutual funds qualify for tax deductions of up to Rs 1.5 lakh in a financial year

INVEST IN OUR PHILOSOPHY
active | absolute | unconstrained

Mutual Funds investments are subject to market risks, read all scheme related documents carefully

Get in touch with us at, Tel: +91 22 6295 5000 | Call / WhatsApp: +91 99 20 21 22 23 | E-Mail: help.mf@quant.in | Website: www.quantmutual.com

SCHEME SNAPSHOT

INVESTMENT OBJECTIVE

The investment objective of the Scheme is to generate Capital Appreciation by investing predominantly in a well-diversified portfolio of Equity Shares with growth potential. There is no assurance that the investment objective of the Scheme will be realized.

DATE OF ALLOTMENT

March 31, 2000

FUND MANAGERS

Ankit Pande (Equity)

Vasav Sahgal (Equity)

NAV as on 30 June 2021

Growth Option - Direct Plan 205.6167

Growth Option 194.3851

IDCW Option - Direct Plan 27.4048

IDCW Option 26.9419

MINIMUM INVESTMENT

500/- and multiple of Re. 1/-

SUBSEQUENT INVESTMENT

500/- and multiple of Re. 1/-

TOTAL EXPENSE RATIO (Excl. taxes)

Regular 2.25%

Direct 0.50%

LOAD STRUCTURE

Entry Nil

Exit Nil

Lock-in of 3 years being ELSS

VOLATILITY MEASURES (3 Years)

Standard Deviation * 24.51%

R- Squared 0.82

Beta 1.01

Sharpe Ratio* 1.03

*Standard Deviation, Sharpe Ratio & Beta are calculated on annualised basis using 3 years history of monthly returns; risk free rate assumed to be 5.96% for calculating Sharpe Ratio (calculated based on annualised CRISIL CBLO Index returns over 3 years)

PORTFOLIO TURNOVER RATIO

(1 Year) 4.19 Times

FUND SIZE 257.55 Crore

BENCHMARK INDEX

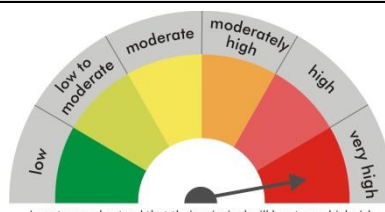
NIFTY 50 TRI

PORTFOLIO TOP HOLDING

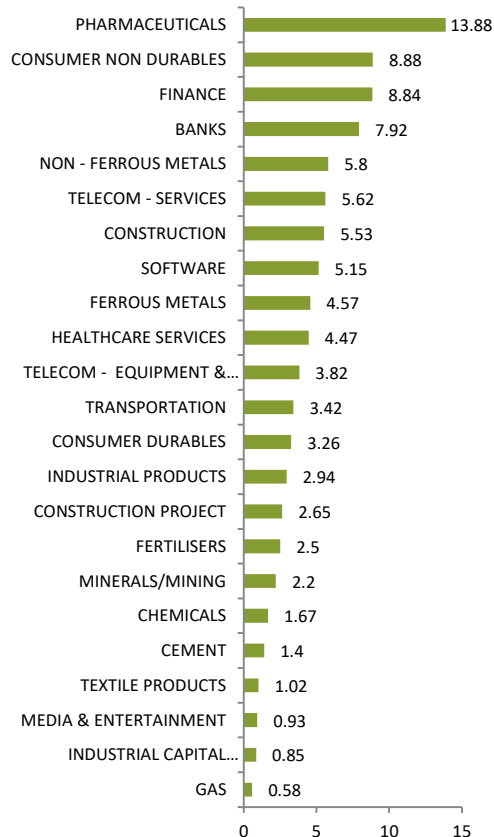
STOCK/ INSTRUMENT	% TO NAV
ITC Limited	6.21
Aurobindo Pharma Limited	5.73
Bharti Airtel Limited	5.62
Indiabulls Real Estate	5.53
Vedanta Limited	4.76
ICICI Securities Limited	4.19
Sun Pharmaceutical Industries Limited	4.16
State Bank of India	4.07
HFCL Limited	3.82
Fortis Healthcare	3.49
Total of Top 10 Holding	47.59
Equity & Equity Related	97.89
Cash & Cash Equivalent	2.11
Grand Total	100.00

Period	Scheme Return (%)	Benchmark Return (%)	NIFTY Return (%)	Value of `10,000 invested		
				Scheme	Benchmark	NIFTY 50
6 Month	40.77%	13.22%	18.87%	14,077	11,322	11,887
1 Year	113.46%	54.58%	58.59%	21,346	15,458	15,859
3 Years	29.88%	15.03%	13.36%	21,908	15,220	14,569
5 Years	22.88%	15.09%	13.76%	28,016	20,191	19,050
Since Inception	14.99%	13.48%	11.59%	194,385	146,918	102,859

Past performance may or may not be sustained in the future. Returns greater than 1 year period are compounded annualized (CAGR). Load is not taken into consideration for computation of performance.

This Product is suitable for investors who are seeking*	Riskometer
<ul style="list-style-type: none"> To generate long term capital appreciation. Investment in equity and equity related instruments. 	 <p>Investors understand that their principal will be at very high risk</p>
*Investors should consult their financial advisers if in doubt about whether the product is suitable for them	

INDUSTRY/ SECTOR ALLOCATION (%)



quant Mid Cap Fund



quant Mid Cap Fund has an investment objective to seek to generate capital appreciation & provide long term growth opportunities by investing in a portfolio predominantly consisting of Mid Cap companies. The scheme has yielded a return of 170.04% in between March 24, 2020 – June 30, 2021 with a portfolio beta of just 0.84

An open ended equity scheme predominantly investing in mid cap stocks

**MAKING
THE MIDDLE CHILD
HIT
THE HOME RUN**

INVEST IN OUR PHILOSOPHY
active | absolute | unconstrained

Mutual Funds investments are subject to market risks, read all scheme related documents carefully

Get in touch with us at, Tel: +91 22 6295 5000 | Call / WhatsApp: +91 99 20 21 22 23 | E-Mail: help.mf@quant.in | Website: www.quantmutual.com

SCHEME SNAPSHOT

INVESTMENT OBJECTIVE

The primary investment objective of the scheme is to seek to generate capital appreciation & provide long-term growth opportunities by investing in a portfolio of Mid Cap companies. There is no assurance that the investment objective of the Scheme will be realized.

DATE OF ALLOTMENT

March 09, 2001

FUND MANAGERS

Ankit Pande (Equity)
Vasav Sahgal (Equity)
Sanjeev Sharma (Debt)

NAV as on 30 June 2021

Growth Option - Direct Plan 110.0310
Growth Option 104.6822
IDCW Option - Direct Plan 38.8516
IDCW Option 37.0596

MINIMUM INVESTMENT

5000/- and multiple of Re. 1/-

SUBSEQUENT INVESTMENT

1000/- and multiple of Re. 1/-

TOTAL EXPENSE RATIO (Excl. taxes)

Regular 2.25%
Direct 0.50%

LOAD STRUCTURE

Entry Nil
Exit 1% if exit <= 1 Year

VOLATILITY MEASURES (3 Years)

Standard Deviation * 23.57%
R- Squared 0.80
Beta 0.84
Sharpe Ratio* 0.78

*Standard Deviation, Sharpe Ratio & Beta are calculated on annualised basis using 3 years history of monthly returns; risk free rate assumed to be 5.96% for calculating Sharpe Ratio (calculated based on annualised CRISIL CBLO Index returns over 3 years)

PORTFOLIO TURNOVER RATIO (1 Year)

5.09 Times

FUND SIZE

110.32 Crore

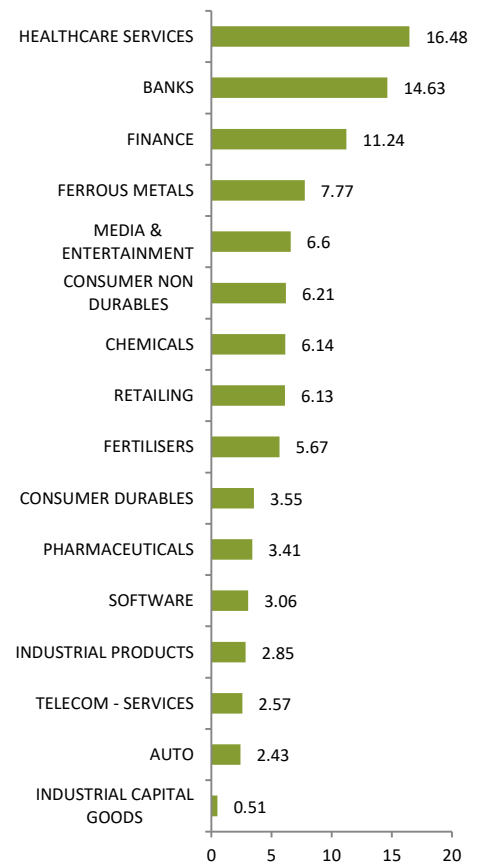
BENCHMARK INDEX

NIFTY MID CAP 150 TRI

PORTFOLIO TOP HOLDING

STOCK/ INSTRUMENT	% TO NAV
Fortis Healthcare	8.17
ICICI Securities Limited	7.12
SUN TV Network Limited	6.60
Godrej Agrovet Limited	6.21
Sumitomo Chemical India Limited	6.14
Aditya Birla Fashion And Retail	6.13
Coromandel International	5.67
Jindal Steel & Power	5.49
Nureca Limited	4.28
Motilal Oswal Financial Services Limited	4.11
Total of Top 10 Holding	59.94
Equity & Equity Related	99.25
Cash & Cash Equivalent	0.75
Grand Total	100.00

INDUSTRY/ SECTOR ALLOCATION (%)



Period	Scheme Return	Benchmark Return	NIFTY Return	Value of `10,000 invested		
				Scheme	Benchmark	NIFTY 50
6 Month	33.53%	30.00%	18.87%	13,353	13,000	11,887
1 Year	91.49%	82.45%	58.59%	19,149	18,245	15,859
3 Years	23.15%	17.71%	13.36%	18,678	16,311	14,569
5 Years	17.69%	18.19%	13.76%	22,576	23,065	19,050
Since Inception	12.26%	N/A	13.24%	104,682	N/A	125,296

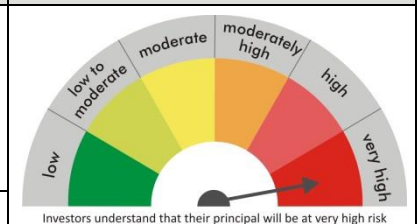
Past performance may or may not be sustained in the future. Returns greater than 1 year period are compounded annualized (CAGR). Load is not taken into consideration for computation of performance.

This Product is suitable for investors who are seeking*

- To generate long term capital appreciation.
- Investment in mid cap companies with growth potential.

*Investors should consult their financial advisers if in doubt about whether the product is suitable for them

Riskometer



quant Multi Asset Fund



quant Multi Asset Fund has an investment objective to seek to generate capital appreciation & provide long term growth opportunities by investing in instruments across the three asset classes viz. Equity, Debt and Commodity. This scheme has a return of 150.18% in between March 24, 2020 – June 30, 2021 with low a portfolio beta of only 0.60

quant
MULTI ASSET
FUND

An open ended scheme investing in equity, debt & commodity

UNCAPPING THE CAP

INVEST IN OUR PHILOSOPHY

active | absolute | unconstrained

Mutual Funds investments are subject to market risks, read all scheme related documents carefully

Get in touch with us at, Tel: +91 22 6295 5000 | Call / WhatsApp: +91 99 20 21 22 23 | E-Mail: help.mf@quant.in | Website: www.quantmutual.com

SCHEME SNAPSHOT

INVESTMENT OBJECTIVE

The investment objective of the scheme is to generate capital appreciation & provide long-term growth opportunities by investing in instruments across the three asset classes viz. Equity, Debt and Commodity. There is no assurance that the investment objective of the Scheme will be realized.

DATE OF ALLOTMENT

April 04, 2001

FUND MANAGERS

Sanjeev Sharma (Debt)

Ankit Pande (Equity)

Vasav Sahgal (Equity)

NAV as on 30 June 2021

IDCW Option - Direct Plan	65.3613
IDCW Option	64.5293
GROWTH OPTION	70.3111
GROWTH OPTION-Direct Plan	70.8863

MINIMUM INVESTMENT

5000/- and multiple of Re. 1/-

SUBSEQUENT INVESTMENT

1000/- and multiple of Re. 1/-

TOTAL EXPENSE RATIO (Excl. taxes)

Regular	2.25%
Direct	0.50%

LOAD STRUCTURE

Entry	Nil
Exit	Nil

Average Maturity	54.19
Modified Duration	49.98
Macaulay Duration	51.14
Yield to Maturity	3.22%

PORTFOLIO TURNOVER RATIO

(1 Year) 3.33 Times

FUND SIZE 74.36 Crore

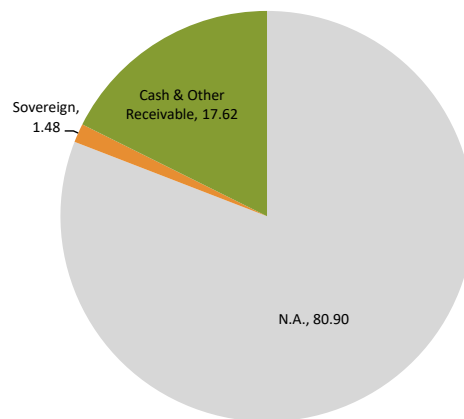
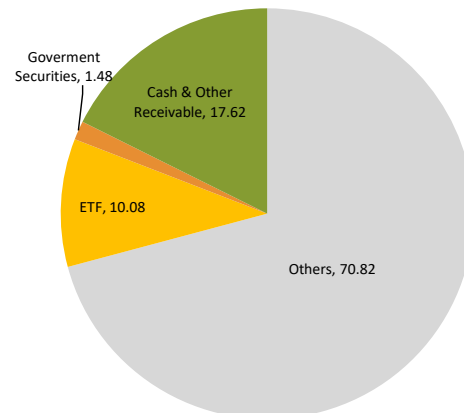
BENCHMARK INDEX

1/3 NIFTY 50 TRI + 1/3 CRISIL COMPOSITE BOND FUND INDEX +1/3 INR PRICE OF GOLD FUTURE NEAR-MONTH PRICE ON MCX

PORTFOLIO TOP HOLDING

Stock/ Instrument	% TO NAV
ITC Limited	7.76
Olectra Greentech Limited	7.22
The India Cements Limited	6.20
PTC India Financial Services	6.13
Narayana Hrudayalaya	5.96
Shilpa Medicare Limited	5.80
SUN TV Network Limited	5.79
EID Parry (India)	5.47
Ksb Limited	4.76
Nureca Limited	4.21
Vedanta Limited	4.15
Fortis Healthcare	4.13
Godrej Agrovet Limited	3.24
Total Others	70.82
Axis Mutual Fund - Axis Gold ETF	3.55
Kotak Mutual Fund - Gold ETF	2.47
SBI-ETF Gold	1.00
HDFC MF - Gold ETF - Growth	0.96
Aditya Birla Sun Life Gold ETF - Growth	0.84
UTI Mutual Fund - UTI Gold ETF	0.80
Nippon India ETF Gold Bees	0.46
Total Exchange Traded Funds	10.08
7.16% GOI 20 May23 Sovereign	1.48
Total Government Securities	1.48
Cash & Other Receivable	5.22
TREPS 01-JUL-2021 DEPO 10	12.40
Grand Total	100.00

ASSET ALLOCATION (%)



Period	Scheme Return (%)	Benchmark Return (%)	NIFTY Return (%)	Value of `10,000 invested		
				Scheme	Benchmark	NIFTY 50
6 Month	38.75%	2.44%	18.87%	13,875	10,244	11,887
1 Year	94.59%	15.99%	58.59%	19,459	11,599	15,859
3 Years	26.92%	12.33%	13.36%	20,446	14,175	14,569
5 Years	17.45%	9.26%	13.76%	22,347	15,573	19,050
Since Inception	10.12%	N/A	13.85%	70,311	N/A	138,314

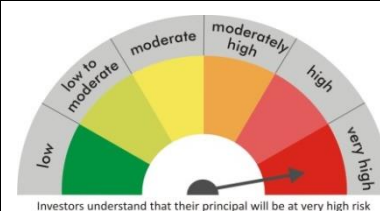
Past performance may or may not be sustained in the future. Returns greater than 1 year period are compounded annualized (CAGR). Load is not taken into consideration for computation of performance.

This Product is suitable for investors who are seeking*

- To generate income & capital appreciation in the long term.
- Investment in instruments across the three asset classes viz Equity, Debt and Commodity.

*Investors should consult their financial advisers if in doubt about whether the product is suitable for them

Riskometer



Investors understand that their principal will be at very high risk

SCHEME SNAPSHOT

INVESTMENT OBJECTIVE

The investment objective of the Scheme is to deliver superior returns as compared to the underlying benchmark over the medium to long term through investing in equity and equity related securities. The portfolio of stocks will be selected, weighed and rebalanced using stock screeners, factor based scoring and an optimization formula. However, there can be no assurance that the investment objective of the scheme will be realized.

DATE OF ALLOTMENT

May 03, 2021

FUND MANAGERS

Ankit Pande (Equity)
Sandeep Tandon
Sanjeev Sharma (Debt)
Vasav Sahgal (Equity)

NAV as on 30 June 2021

Growth Option - Direct Plan	10.6263
Growth Option	10.5883
IDCW Option - Direct Plan	10.6331
IDCW Option	10.5955

MINIMUM INVESTMENT

5000/- and multiple of Re. 1/-

SUBSEQUENT INVESTMENT

1000/- and multiple of Re. 1/-

TOTAL EXPENSE RATIO (Excl. taxes)

Regular	2.25%
Direct	0.50%

LOAD STRUCTURE

Entry	Nil
Exit	1% if exit <= 1 Year

VOLATILITY MEASURES (3 Years)

Standard Deviation *	NA
R- Squared	NA
Beta	NA
Sharpe Ratio*	NA

*Standard Deviation, Sharpe Ratio & Beta are calculated on annualised basis using 3 years history of monthly returns; risk free rate assumed to be 5.96% for calculating Sharpe Ratio (calculated based on annualised CRISIL CBLO Index returns over 3 years)

PORTFOLIO TURNOVER RATIO

(1 Year) 1.43 Times

FUND SIZE 55.3 Crore

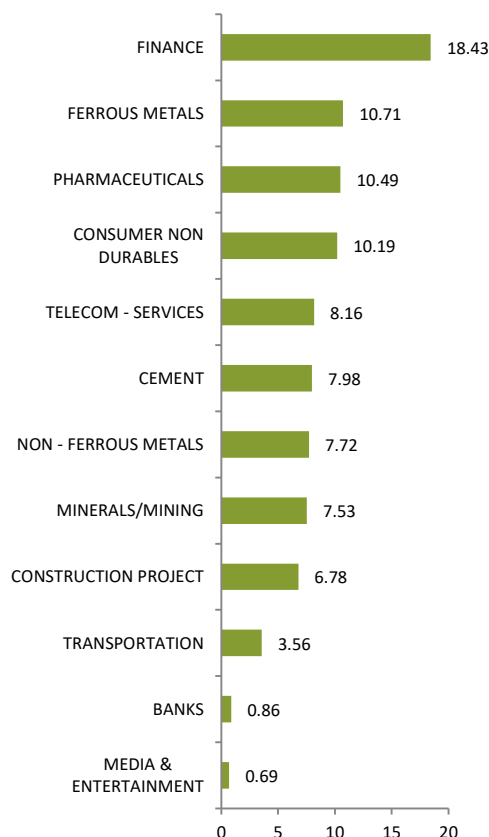
BENCHMARK INDEX

Nifty 500 TRI

PORTFOLIO TOP HOLDING

STOCK/ INSTRUMENT	% TO NAV
Jindal Steel & Power	9.70
Bharti Airtel Limited	8.16
The India Cements Limited	7.98
Vedanta Limited	7.72
ITC Limited	7.55
Coal India	7.53
SBI Life Insurance Company Limited	7.11
Larsen & Toubro Limited	6.78
Housing Development Finance Corp	6.04
General Insurance Corporation of India	5.28
Total of Top 10 Holding	73.87
Equity & Equity Related	93.12
Cash & Other Receivables	6.88
Grand Total	100.00

INDUSTRY/ SECTOR ALLOCATION (%)



Period	Scheme Return	Benchmark	Value of ₹10,000 invested	
			Scheme	Benchmark
6 Month	N/A	N/A	18.87%	10,000
Last 1 Year	N/A	N/A	58.59%	10,000
Last 3 Years	N/A	N/A	13.36%	10,000
Last 5 Years	N/A	N/A	13.76%	10,000
Since Inception	38.57%	N/A	N/A	10,588

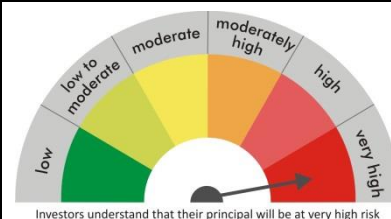
Past performance may or may not be sustained in the future. Returns greater than 1 year period are compounded annualized (CAGR). Load is not taken into consideration for computation of performance.

This Product is suitable for investors who are seeking*

- Capital appreciation over long term
- Investment in active portfolio of stocks screened, selected, weighed and rebalanced on the basis of a predefined fundamental factor model

*Investors should consult their financial advisers if in doubt about whether the product is suitable for them

Riskometer



quant Absolute Fund



quant Absolute Fund is an Aggressive Hybrid Fund with an intent is to generate income/capital appreciation by investing primarily in equity and equity related instruments with a moderate exposure to debt securities & money market instruments. The scheme has a return of 142.17% in between March 24, 2020 – June 30, 2021 with a low portfolio beta of just 0.81



An open ended hybrid scheme investing predominantly in equity and equity related instruments



For you

OUR COMPASS

ALWAYS POINTS NORTH



INVEST IN OUR PHILOSOPHY

active | absolute | unconstrained

Mutual Funds investments are subject to market risks, read all scheme related documents carefully

Get in touch with us at, Tel: +91 22 6295 5000 | Call / WhatsApp: +91 99 20 21 22 23 | E-Mail: help.mf@quant.in | Website: www.quantmutual.com

SCHEME SNAPSHOT
INVESTMENT OBJECTIVE

The investment objective of the scheme is to generate income/capital appreciation by investing primarily in equity and equity related instruments with a moderate exposure to debt securities & money market instruments. There is no assurance that the investment objective of the Scheme will be realized.

DATE OF ALLOTMENT

April 04, 2001

FUND MANAGERS

Sanjeev Sharma (Debt)

Ankit Pande (Equity)

Vasav Sahgal (Equity)

NAV as on 30 June 2021

Growth Option	247.7859
Growth Option-Direct Plan	256.2223
IDCW Option	34.1695
IDCW Option-Direct Plan	35.4875

MINIMUM INVESTMENT

5000/- and multiple of Re. 1/-

SUBSEQUENT INVESTMENT

1000/- and multiple of Re. 1/-

TOTAL EXPENSE RATIO (Excl. taxes)

Regular	2.25%
Direct	2.15%

LOAD STRUCTURE

Entry	Nil
Exit	Nil

VOLATILITY MEASURES (3 Years)

Standard Deviation *	18.55%
R- Squared	0.81
Beta	0.81
Sharpe Ratio*	1.09

*Standard Deviation, Sharpe Ratio & Beta are calculated on annualised basis using 3 years history of monthly returns; risk free rate assumed to be 5.96% for calculating Sharpe Ratio (calculated based on annualised CRISIL CBLO Index returns over 3 years)

PORTFOLIO TURNOVER RATIO

(1 Year) 3.93 Times

FUND SIZE

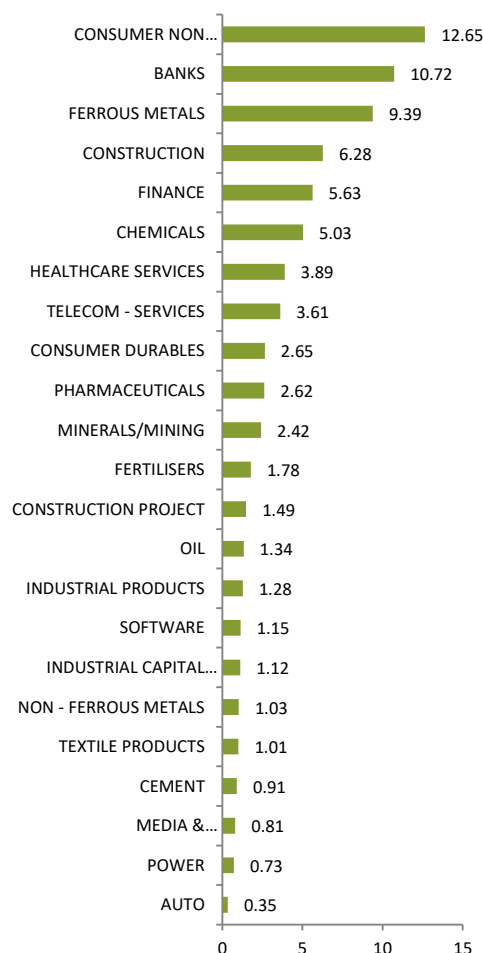
52.52 Crore

BENCHMARK INDEX

CRISIL HYBRID AGGRESSIVE INDEX

PORTFOLIO TOP HOLDING

Stock/ Instrument	% TO NAV
ITC Limited	6.61
Indiabulls Real Estate	6.28
Godrej Agrovet Limited	6.04
Tata Steel Limited	5.55
Fortis Healthcare	3.89
Bharti Airtel Limited	3.61
State Bank of India	3.59
Rossari Biotech Limited	3.41
HDFC Bank Limited	2.71
Stylam Industries Limited	2.65
Total of Top 10 Holding	44.34
Debt Instruments	2.06
DERIVATIVES	77.87
Equity & Equity Related	20.07
Cash & Other Receivable	100.00
Grand Total	44.34

INDUSTRY/ SECTOR ALLOCATION (%)


Period	Scheme Return (%)	Benchmark Return (%)	NIFTY Return (%)	Value of ₹10,000 invested		
				Scheme	Benchmark	NIFTY 50
6 Month	30.51%	10.77%	18.87%	13,051	11,077	11,887
1 Year	86.27%	37.86%	58.59%	18,627	13,786	15,859
3 Years	24.88%	14.29%	13.36%	19,474	14,927	14,569
5 Years	18.00%	13.63%	13.76%	22,873	18,940	19,050
Since Inception	17.19%	N/A	13.85%	247,786	N/A	138,314


Past performance may or may not be sustained in the future. Returns greater than 1 year period are compounded annualized (CAGR). Load is not taken into consideration for computation of performance.

This Product is suitable for investors who are seeking*	Riskometer
<ul style="list-style-type: none"> To generate capital appreciation & current income. Investment in equity and equity related instruments, debt and money market instruments. 	<p>Investors understand that their principal will be at very high risk</p>
<p>*Investors should consult their financial advisers if in doubt about whether the product is suitable for them</p>	


quant Infrastructure Fund



quant Infrastructure Fund – a thematic fund – has an investment objective to seek to generate capital appreciation & provide long term growth opportunities by investing in a portfolio of companies operating directly and indirectly in the Infrastructure sector. This scheme has a return of 229.33% in between March 24, 2020 – June 30, 2021 with a portfolio beta of 1.08



An open ended equity scheme investing in the Infrastructure sector



BUILDING OUR WAY

THROUGH TO YOU.

INVEST IN OUR PHILOSOPHY

active | absolute | unconstrained

Mutual Funds investments are subject to market risks, read all scheme related documents carefully

Get in touch with us at, Tel: +91 22 6295 5000 | Call / WhatsApp: +91 99 20 21 22 23 | E-Mail: help.mf@quant.in | Website: www.quantmutual.com

SCHEME SNAPSHOT

INVESTMENT OBJECTIVE

The primary investment objective of the scheme is to seek to generate capital appreciation & provide long-term growth opportunities by investing in a portfolio of Infrastructure focused companies. There is no assurance that the investment objective of the Scheme will be realized.

DATE OF ALLOTMENT

September 21, 2007

FUND MANAGERS

Ankit Pande (Equity)

Vasav Sahgal (Equity)

NAV as on 30 June 2021

Growth Option	17.2171
Growth Option-Direct Plan	17.8063
IDCW Option - Direct Plan	17.7983
IDCW Option	17.1797

MINIMUM INVESTMENT

5000/- and multiple of Re. 1/-

SUBSEQUENT INVESTMENT

1000/- and multiple of Re. 1/-

TOTAL EXPENSE RATIO (Excl. taxes)

Regular	2.25%
Direct	2.15%

LOAD STRUCTURE

Entry	Nil
Exit	1% if exit <= 1 Year

VOLATILITY MEASURES (3 Years)

Standard Deviation *	27.64%
R- Squared	0.76
Beta	1.08
Sharpe Ratio*	0.84

*Standard Deviation, Sharpe Ratio & Beta are calculated on annualised basis using 3 years history of monthly returns; risk free rate assumed to be 5.96% for calculating Sharpe Ratio (calculated based on annualised CRISIL CBLO Index returns over 3 years)

PORTFOLIO TURNOVER RATIO

(1 Year) 5.69 Times

FUND SIZE 42.67 Crore

BENCHMARK INDEX

NIFTY INFRASTRUCTURE TRI

PORTFOLIO TOP HOLDING

STOCK/ INSTRUMENT	% TO NAV
Union Bank of India	6.78
Vedanta Limited	6.68
ICICI Bank Limited	6.57
Bharti Airtel Limited	6.38
Coal India	6.26
Tata Steel Limited	6.07
The India Cements Limited	5.73
Larsen & Toubro Limited	5.45
State Bank of India	5.16
Indiabulls Real Estate	4.42
Total of Top 10 Holding	59.49
Equity & Equity Related	95.89
Cash & Other Receivable	4.11
Grand Total	100.00

Period	Scheme Return (%)	Benchmark Return (%)	NIFTY Return (%)	Value of ₹10,000 invested		
				Scheme	Benchmark	NIFTY 50
6 Month	49.97%	19.61%	18.87%	14,997	11,961	11,887
1 Year	143.70%	45.58%	58.59%	24,370	14,558	15,859
3 Years	27.97%	13.79%	13.36%	20,959	14,733	14,569
5 Years	20.84%	10.73%	13.76%	25,761	16,644	19,050
Since Inception	4.02%	1.17%	8.93%	17,217	11,742	32,499

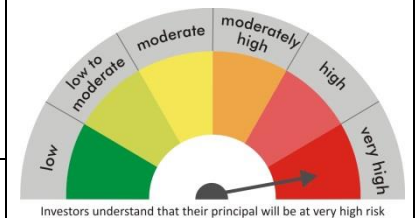
Past performance may or may not be sustained in the future. Returns greater than 1 year period are compounded annualized (CAGR). Load is not taken into consideration for computation of performance.

This Product is suitable for investors who are seeking*

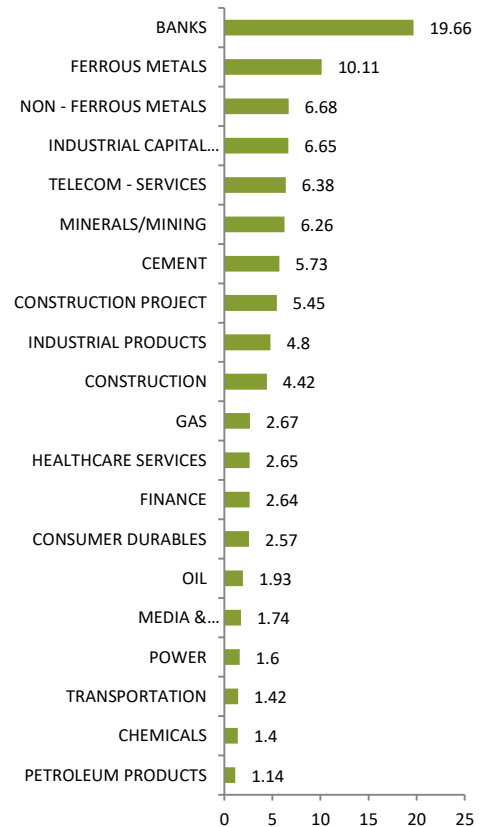
- To generate long term capital appreciation.
- Investment in equity and equity related instruments of companies in the infrastructure sector.

*Investors should consult their financial advisers if in doubt about whether the product is suitable for them

Riskometer



INDUSTRY/ SECTOR ALLOCATION (%)



quant Focused Fund



quant Focused Fund has an investment objective to seek to generate capital appreciation & provide long term growth opportunities by investing in a focused portfolio of Large Cap – ‘blue chip’ – companies. This scheme has a return of 136.17% in between March 24, 2020 – June 30, 2021 with a portfolio beta of 0.95



An open ended equity scheme investing in maximum 30 large cap stocks



FOCUS! **FOCUS!** **FOCUS!**

You focus on your goals,

We focus on making it happen

INVEST IN OUR PHILOSOPHY

active | absolute | unconstrained

Mutual Funds investments are subject to market risks, read all scheme related documents carefully

Get in touch with us at, Tel: +91 22 6295 5000 | Call / WhatsApp: +91 99 20 21 22 23 | E-Mail: help.mf@quant.in | Website: www.quantmutual.com

SCHEME SNAPSHOT

INVESTMENT OBJECTIVE

The primary investment objective of the scheme is to seek to generate capital appreciation & provide long-term growth opportunities by investing in a focused portfolio of Large Cap – 'blue chip' – companies. There is no assurance that the investment objective of the Scheme will be realized.

DATE OF ALLOTMENT

August 25, 2008

FUND MANAGERS

Ankit Pande (Equity)
 Vasav Sahgal (Equity)
 Sanjeev Sharma (Debt)

NAV as on 30 June 2021

Growth Option	49.5389
Growth Option-Direct Plan	51.2632
IDCW Option - Direct Plan	30.0316
IDCW Option	36.6617

MINIMUM INVESTMENT

5000/- and multiple of Re. 1/-

SUBSEQUENT INVESTMENT

1000/- and multiple of Re. 1/-

TOTAL EXPENSE RATIO (Excl. taxes)

Regular	2.25%
Direct	0.50%

LOAD STRUCTURE

Entry	Nil
Exit	Nil

VOLATILITY MEASURES (3 Years)

Standard Deviation *	21.60%
R- Squared	0.85
Beta	0.95
Sharpe Ratio*	0.55

*Standard Deviation, Sharpe Ratio & Beta are calculated on annualised basis using 3 years history of monthly returns; risk free rate assumed to be 5.96% for calculating Sharpe Ratio (calculated based on annualised CRISIL CBLO Index returns over 3 years)

PORTFOLIO TURNOVER RATIO

(1 Year) 7.6 Times

FUND SIZE 28.21 Crore

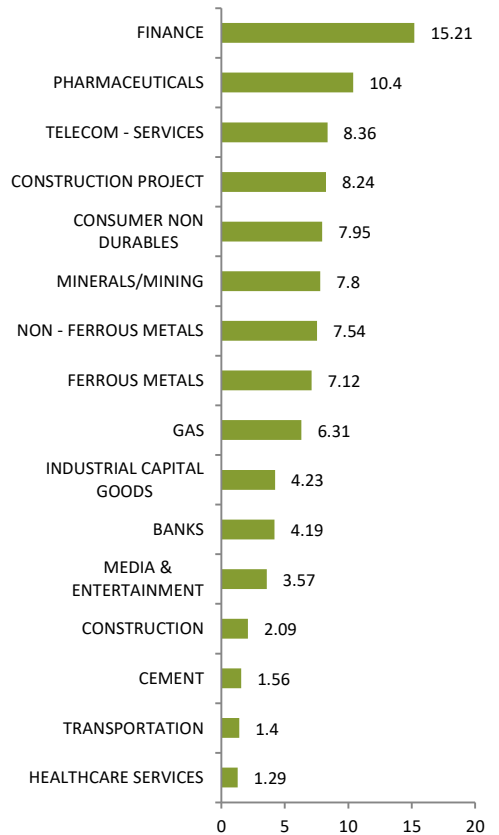
BENCHMARK INDEX

NIFTY 100 TRI

PORTFOLIO TOP HOLDING

STOCK/ INSTRUMENT	% TO NAV
SBI Life Insurance Company Limited	8.40
Bharti Airtel Limited	8.36
Larsen & Toubro Limited	8.24
ITC Limited	7.95
Coal India	7.80
Vedanta Limited	7.54
Tata Steel Limited	7.03
GAIL (India) Limited	6.31
Sun Pharmaceutical Industries Limited	5.27
Housing Development Finance Corp	5.26
Total of Top 10 Holding	72.16
Equity & Equity Related	97.27
Cash & Other Receivable	2.73
Grand Total	100.00

INDUSTRY/ SECTOR ALLOCATION (%)



Period	Scheme Return (%)	Benchmark Return (%)	NIFTY Return (%)	Value of `10,000 invested		
				Scheme	Benchmark	NIFTY 50
6 Month	25.12%	13.97%	18.87%	12,512	11,397	11,887
1 Year	67.51%	54.02%	58.59%	16,751	15,402	15,859
3 Years	16.45%	14.58%	13.36%	15,789	15,045	14,569
5 Years	15.12%	15.09%	13.76%	20,217	20,189	19,050
Since Inception	13.27%	12.51%	10.56%	49,539	45,459	36,264


Past performance may or may not be sustained in the future. Returns greater than 1 year period are compounded annualized (CAGR). Load is not taken into consideration for computation of performance.

This Product is suitable for investors who are seeking*	Riskometer
<ul style="list-style-type: none"> To generate long term capital appreciation. Investment in large cap - 'Blue chip' companies with growth potential. 	<p>Investors understand that their principal will be at very high risk</p>
*Investors should consult their financial advisers if in doubt about whether the product is suitable for them	


quant Consumption Fund



quant Consumption Fund – a thematic fund – has an investment objective to seek to generate capital appreciation & provide long term growth opportunities by investing in a portfolio of Consumption driven companies. This scheme has a return of 214.04% in between March 24, 2020 – June 30, 2021 with a low portfolio beta of 0.89



An open ended equity scheme investing in the Consumption sector



Returns

as delicious as it

SOUNDS

INVEST IN OUR PHILOSOPHY

active | absolute | unconstrained

Mutual Funds investments are subject to market risks, read all scheme related documents carefully

Get in touch with us at, Tel: +91 22 6295 5000 | Call / WhatsApp: +91 99 20 21 22 23 | E-Mail: help.mf@quant.in | Website: www.quantmutual.com

SCHEME SNAPSHOT

INVESTMENT OBJECTIVE

The primary investment objective of the scheme is to seek to generate capital appreciation & provide long-term growth opportunities by investing in a portfolio of Consumption driven companies. There is no assurance that the investment objective of the Scheme will be realized.

DATE OF ALLOTMENT

October 15, 2008

FUND MANAGERS

Ankit Pande (Equity)
Vasav Sahgal (Equity)

NAV as on 30 June 2021

Growth Option	52.0715
Growth Option-Direct Plan	55.4042
IDCW Option - Direct Plan	37.6490
IDCW Option	37.3271

MINIMUM INVESTMENT

5000/- and multiple of Re. 1/-

SUBSEQUENT INVESTMENT

1000/- and multiple of Re. 1/-

TOTAL EXPENSE RATIO (Excl. taxes)

Regular	2.25%
Direct	2.15%

LOAD STRUCTURE

Entry	Nil
Exit	1% if exit <= 1 Year

VOLATILITY MEASURES (3 Years)

Standard Deviation *	23.13%
R- Squared	0.68
Beta	0.89
Sharpe Ratio*	0.97

*Standard Deviation, Sharpe Ratio & Beta are calculated on annualised basis using 3 years history of monthly returns; risk free rate assumed to be 5.96% for calculating Sharpe Ratio (calculated based on annualised CRISIL CBLO Index returns over 3 years)

PORTFOLIO TURNOVER RATIO

(1 Year) 5.41 Times

FUND SIZE 21.22 Crore

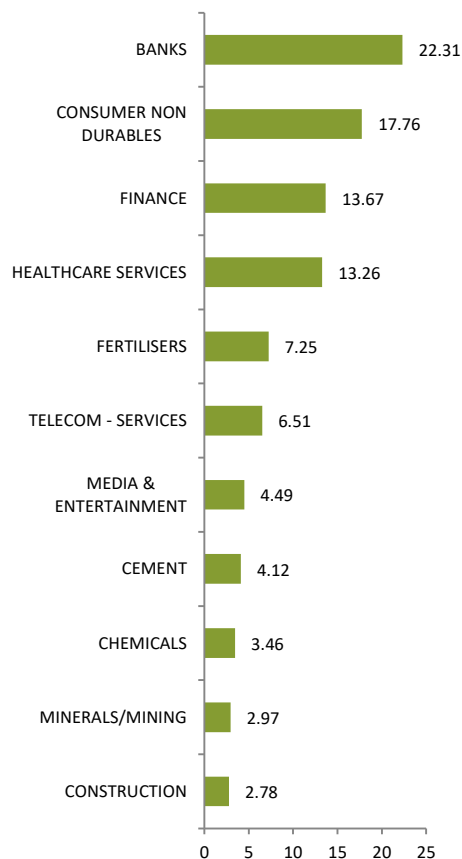
BENCHMARK INDEX

NIFTY INDIA CONSUMPTION TRI

PORTFOLIO TOP HOLDING

STOCK/ INSTRUMENT	% TO NAV
Fortis Healthcare	7.39
Union Bank of India	7.27
EID Parry (India)	7.25
Godrej Agrovet Limited	7.02
ITC Limited	6.66
ICICI Bank Limited	6.54
Bharti Airtel Limited	6.51
SBI Cards & Payment Services	5.03
HDFC Bank Limited	4.59
SUN TV Network Limited	4.49
Total of Top 10 Holding	62.75
Equity & Equity Related	98.58
Cash & Other Receivables	1.42
Grand Total	100.00

INDUSTRY/ SECTOR ALLOCATION (%)



Period	Scheme Return (%)	Benchmark Return (%)	NIFTY Return (%)	Value of ₹10,000 invested		
				Scheme	Benchmark	NIFTY 50
6 Month	42.54%	7.97%	18.87%	14,254	10,797	11,887
1 Year	112.65%	33.92%	58.59%	21,265	13,392	15,859
3 Years	27.15%	9.32%	13.36%	20,556	13,066	14,569
5 Years	22.55%	12.45%	13.76%	27,641	17,980	19,050
Since Inception	13.87%	16.12%	12.97%	52,071	66,809	47,093

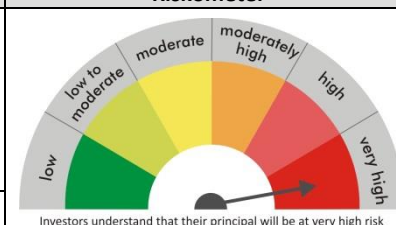
Past performance may or may not be sustained in the future. Returns greater than 1 year period are compounded annualized (CAGR). Load is not taken into consideration for computation of performance.

This Product is suitable for investors who are seeking*

- To generate long term capital appreciation.
- Investment in equity & equity-related instruments of companies likely to benefit from the consumption theme.

*Investors should consult their financial advisers if in doubt about whether the product is suitable for them

Riskometer



quant ESG Equity Fund



quant ESG Equity Fund – a thematic fund – has an objective to generate long term capital appreciation by investing in a diversified portfolio of companies demonstrating sustainable practices across Environmental, Social and Governance (ESG) parameters. Since its launch on November 6, 2020, quant ESG Equity Fund has managed to yield a return of 58.54% with a portfolio beta of just 0.96



An Open ended Equity scheme investing in companies demonstrating sustainable practices across Environment, Social and Governance (ESG) theme



Bringing

SUSTAINABILITY

to Investing

INVEST IN OUR PHILOSOPHY

active | absolute | unconstrained

Mutual Funds investments are subject to market risks. read all scheme related documents carefully

Get in touch with us at, Tel: +91 22 6295 5000 | Call / WhatsApp: +91 99 20 21 22 23 | E-Mail: help.mf@quant.in | Website: www.quantmutual.com

SCHEME SNAPSHOT
INVESTMENT OBJECTIVE

To generate long term capital appreciation by investing in a diversified portfolio of companies demonstrating sustainable practices across Environmental, Social and Governance (ESG) parameters. However, there can be no assurance that the investment objective of the Scheme will be achieved.

DATE OF ALLOTMENT

November 06, 2020

FUND MANAGERS

Ankit Pande (Equity)
Sanjeev Sharma (Debt)
Vasav Sahgal (Equity)

NAV as on 30 June 2021

Growth Option - Direct Plan	15.9130
Growth Option	15.7811
IDCW Option - Direct Plan	15.9053
IDCW Option	15.7610

MINIMUM INVESTMENT

5000/- and multiple of Re. 1/-

SUBSEQUENT INVESTMENT

1000/- and multiple of Re. 1/-

TOTAL EXPENSE RATIO (Excl. taxes)

Regular	2.25%
Direct	1.35%

LOAD STRUCTURE

Entry	Nil
Exit	1% if exit <= 1 Year

VOLATILITY MEASURES (3 Years)

Standard Deviation *	NA
R- Squared	NA
Beta	NA
Sharpe Ratio*	NA

*Standard Deviation, Sharpe Ratio & Beta are calculated on annualised basis using 3 years history of monthly returns; risk free rate assumed to be 5.96% for calculating Sharpe Ratio (calculated based on annualised CRISIL CBLO Index returns over 3 years)

PORTFOLIO TURNOVER RATIO

(1 Year) 3.19 Times

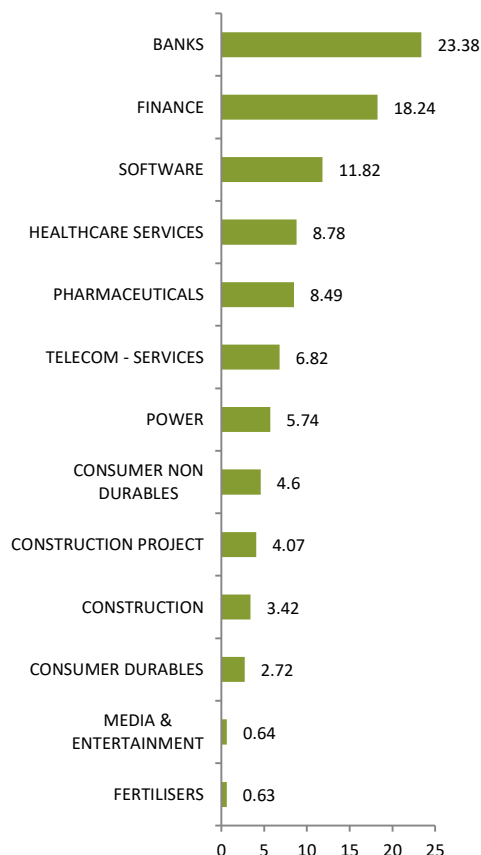
FUND SIZE 20.66 Crore

BENCHMARK INDEX

Nifty 100 ESG TRI

PORTFOLIO TOP HOLDING

STOCK/ INSTRUMENT	% TO NAV
Fortis Healthcare	8.78
ICICI Bank Limited	7.27
Bharti Airtel Limited	6.82
HDFC Bank Limited	6.81
Just Dial Limited	6.70
ICICI Securities Limited	6.51
SBI Life Insurance Company Limited	5.85
PTC India Limited	5.74
State Bank of India	5.68
General Insurance Corporation of India	5.40
Total of Top 10 Holding	65.56
Equity & Equity Related	99.35
Cash & Other Receivable	0.65
Grand Total	100.00

INDUSTRY/ SECTOR ALLOCATION (%)


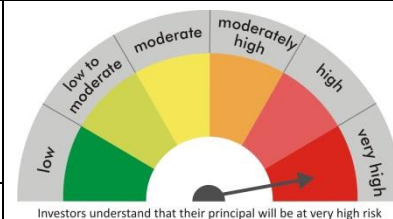
Period	Scheme Return	Benchmark	Value of ₹10,000 invested	
			Scheme	Benchmark
6 Month	34.81%	16.25%	18.87%	13,481
Last 1 Year	N/A	N/A	58.59%	10,000
Last 3 Years	N/A	N/A	13.36%	10,000
Last 5 Years	N/A	N/A	13.76%	10,000
Since Inception	102.61%	54.05%	N/A	15,781

Past performance may or may not be sustained in the future. Returns greater than 1 year period are compounded annualized (CAGR). Load is not taken into consideration for computation of performance.

This Product is suitable for investors who are seeking*

- Capital appreciation over long term
- Investments in companies demonstrating sustainable practices across Environment, Social and Governance (ESG) parameters.

*Investors should consult their financial advisers if in doubt about whether the product is suitable for them

Riskometer


quant Large & Mid Cap Fund



quant Large & Mid Cap Fund has an investment objective to seek to generate capital appreciation & provide long term growth opportunities by investing in a portfolio of Large Cap and Mid Cap companies. This scheme has delivered a return of 124.00% in between March 24, 2020 – June 30, 2021 with a portfolio beta of 0.95

An open ended equity scheme investing in both large cap and mid cap stocks

MAGNIFYI **NG**

the twin peaks

INVEST IN OUR PHILOSOPHY

active | absolute | unconstrained

Mutual Funds investments are subject to market risks, read all scheme related documents carefully

Get in touch with us at, Tel: +91 22 6295 5000 | Call / WhatsApp: +91 99 20 21 22 23 | E-Mail: help.mf@quant.in | Website: www.quantmutual.com

SCHEME SNAPSHOT

INVESTMENT OBJECTIVE

The primary investment objective of the scheme is to seek to generate capital appreciation & provide long-term growth opportunities by investing in a portfolio of Large Cap and Mid Cap companies. There is no assurance that the investment objective of the Scheme will be realized.

DATE OF ALLOTMENT

December 12, 2006

FUND MANAGERS

Ankit Pande (Equity)
Vasav Sahgal (Equity)
Sanjeev Sharma (Debt)

NAV as on 30 June 2021

Bonus Option	58.4003
Bonus Option-Direct Plan	58.4003
Growth Option	58.3887
Growth Option-Direct Plan	60.0486
IDCW Option - Direct Plan	27.9893
IDCW Option	35.4555

MINIMUM INVESTMENT

5000/- and multiple of Re. 1/-

SUBSEQUENT INVESTMENT

1000/- and multiple of Re. 1/-

TOTAL EXPENSE RATIO (Excl. taxes)

Regular	2.25%
Direct	0.50%

LOAD STRUCTURE

Entry	Nil
Exit	Nil

VOLATILITY MEASURES (3 Years)

Standard Deviation *	20.60%
R-Squared	0.79
Beta	0.95
Sharpe Ratio*	0.61

*Standard Deviation, Sharpe Ratio & Beta are calculated on annualised basis using 3 years history of monthly returns; risk free rate assumed to be 5.96% for calculating Sharpe Ratio (calculated based on annualised CRISIL CBLO Index returns over 3 years)

PORTFOLIO TURNOVER RATIO

(1 Year) 5.72 Times

FUND SIZE

17.55 Crore

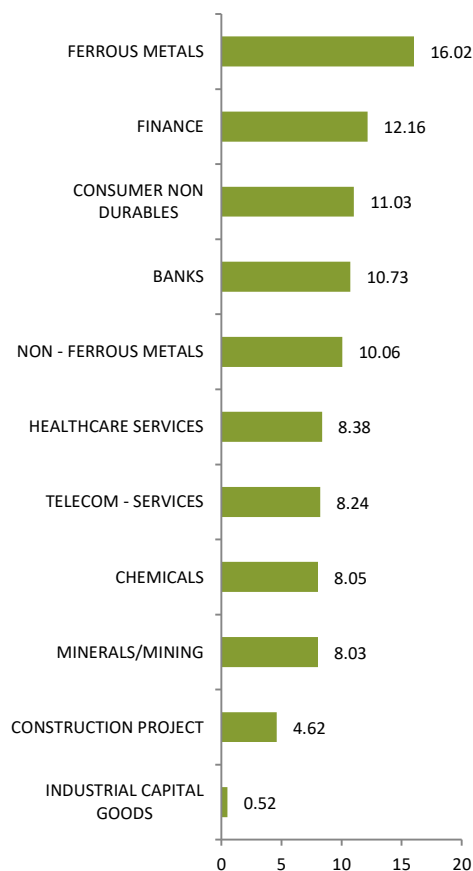
BENCHMARK INDEX

NIFTY LARGE MIDCAP 250 TRI

PORTFOLIO TOP HOLDING

STOCK/ INSTRUMENT	% TO NAV
Jindal Steel & Power	8.60
Fortis Healthcare	8.38
Bharti Airtel Limited	8.24
ITC Limited	8.14
Sumitomo Chemical India Limited	8.05
Coal India	8.03
Vedanta Limited	7.56
ICICI Securities Limited	6.94
State Bank of India	6.45
Tata Steel Limited	5.78
Total of Top 10 Holding	76.17
Equity & Equity Related	97.83
Cash & Other Receivables	2.17
Grand Total	100.00

INDUSTRY/ SECTOR ALLOCATION (%)



Period	Scheme Return (%)	Benchmark Return (%)	NIFTY Return (%)	Value of `10,000 invested		
				Scheme	Benchmark	NIFTY 50
6 Month	20.53%	21.81%	18.87%	12,053	12,181	11,887
1 Year	53.26%	67.87%	58.59%	15,326	16,787	15,859
3 Years	17.18%	16.21%	13.36%	16,092	15,694	14,569
5 Years	14.70%	16.75%	13.76%	19,849	21,692	19,050
Since Inception	12.89%	13.49%	10.43%	58,389	63,010	42,297

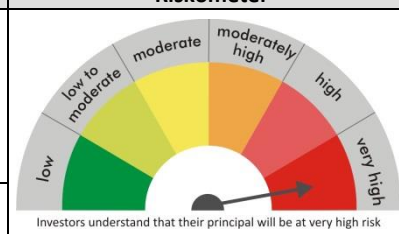
Past performance may or may not be sustained in the future. Returns greater than 1 year period are compounded annualized (CAGR). Load is not taken into consideration for computation of performance.

This Product is suitable for investors who are seeking*

- To generate long term capital appreciation.
- Investment predominantly in large cap & mid cap companies with growth potential.

*Investors should consult their financial advisers if in doubt about whether the product is suitable for them

Riskometer



Dividend History

quant Active Fund		
Period	Record Date	Dividend ₹ Per Unit
2017-2018	26-Feb-18	1.50
2016-2017	1-Mar-17	1.50
2015-2016	2-Feb-16	1.00

quant Large & Mid-Cap Fund		
Period	Record Date	Dividend ₹ Per Unit
2018-2019	6-Aug-18	0.60
2017-2018	26-Feb-18	0.45
2017-2018	27-Dec-17	0.45
2017-2018	26-Sep-17	0.45
2017-2018	20-Jun-17	0.45
2016-2017	30-Mar-17	0.45
2016-2017	1-Jan-17	0.45
2016-2017	27-Sep-16	0.45
2016-2017	21-Jun-16	0.45
2015-2016	29-Feb-16	0.45
2015-2016	4-Nov-15	0.45

quant Small-Cap Fund		
Period	Record Date	Dividend ₹ Per Unit
2017-2018	26-Feb-18	0.09
2017-2018	28-Jan-18	0.09
2017-2018	27-Dec-17	0.09
2017-2018	7-Dec-17	0.09
2017-2018	1-Nov-17	0.09
2017-2018	2-Oct-17	0.09
2017-2018	26-Sep-17	0.10
2017-2018	29-Aug-17	0.10
2017-2018	23-Jul-17	0.10
2017-2018	20-Jun-17	0.10
2017-2018	28-May-17	0.10
2017-2018	5-May-17	0.10
2016-2017	30-Mar-17	0.10
2016-2017	1-Mar-17	0.10
2016-2017	30-Jan-17	0.10
2016-2017	1-Jan-17	0.10
2016-2017	5-Dec-16	0.10
2016-2017	1-Nov-16	0.10
2016-2017	27-Sep-16	0.10
2016-2017	30-Aug-16	0.10
2016-2017	24-Jul-16	0.10
2016-2017	21-Jun-16	0.10
2016-2017	29-May-16	0.10
2016-2017	5-May-16	0.10
2015-2016	28-Mar-16	0.10
2015-2016	29-Feb-16	0.10
2015-2016	2-Feb-16	0.10
2015-2016	28-Dec-15	0.10
2015-2016	2-Dec-15	0.10
2015-2016	4-Nov-15	0.10
2015-2016	29-Sep-15	0.10
2015-2016	1-Sep-15	0.10
2015-2016	30-Jul-15	0.10
2015-2016	1-Jul-15	0.10
2015-2016	21-May-15	0.10
2015-2016	5-May-15	0.10

quant Focused Fund		
Period	Record Date	Dividend ₹ Per Unit
2017-2018	26-Feb-18	2.0
2016-2017	1-Mar-17	2.0
2015-2016	2-Feb-16	2.5

quant Tax Plan		
Period	Record Date	Dividend ₹ Per Unit
2017-2018	26-Feb-18	1.50
2017-2018	26-Sep-17	1.25
2016-2017	1-Mar-17	1.50
2016-2017	27-Sep-16	1.25

quant Liquid Plan		
Period	Record Date	Dividend ₹ Per Unit
2020-2021	23-Feb-21	0.0469
2020-2021	24-Jan-21	0.0491
2020-2021	24-Nov-20	0.0512
2020-2021	27-Oct-20	0.0616
2020-2021	29-Sep-20	0.07
2020-2021	25-Aug-20	0.052
2020-2021	28-July-20	0.052
2020-2021	30-June-20	0.063
2020-2021	26-May-20	0.064
2020-2021	30-Apr-20	0.05
2019-2020	31-Mar-20	0.01
2019-2020	28-Feb-20	0.07
2019-2020	28-Jan-20	0.07
2019-2020	31-Dec-19	0.09
2019-2020	26-Nov-19	0.08
2019-2020	29-Oct-19	0.09
2019-2020	24-Sept-19	0.07
2019-2020	27-Aug-19	0.08
2019-2020	30-July-19	0.10
2019-2020	25-June-19	0.08
2019-2020	28-May-19	0.09
2019-2020	30-Apr-19	0.10
2018-2019	26-Mar-19	0.09
2018-2019	26-Feb-19	0.09
2018-2019	29-Jan-19	0.10
2018-2019	31-Dec-18	0.09
2018-2019	27-Nov-18	0.09
2018-2019	30-Oct-18	0.06
2018-2019	24-Sep-18	0.08
2018-2019	27-Aug-18	0.08
2018-2019	30-Jul-18	0.10
2018-2019	25-Jun-18	0.08
2018-2019	28-May-18	0.09
2018-2019	23-Apr-18	0.08
2017-2018	26-Mar-18	0.08
2017-2018	26-Feb-18	0.07
2017-2018	29-Jan-18	0.09
2017-2018	25-Dec-17	0.07
2017-2018	27-Nov-17	0.07
2017-2018	30-Oct-17	0.09
2017-2018	25-Sep-17	0.08
2017-2018	28-Aug-17	0.10
2017-2018	24-Jul-17	0.09

2017-2018	26-Jun-17	0.09
2017-2018	29-May-17	0.12
2017-2018	25-Apr-17	0.09
2016-2017	28-Mar-17	0.08
2016-2017	27-Feb-17	0.07
2016-2017	30-Jan-17	0.10
2016-2017	26-Nov-16	0.08
2016-2017	28-Nov-16	0.10
2016-2017	24-Oct-16	0.085
2016-2017	26-Sep-16	0.08
2016-2017	29-Aug-16	0.10
2016-2017	25-Jul-16	0.09
2016-2017	27-Jun-16	0.09
2016-2017	30-May-16	0.12
2016-2017	25-Apr-16	0.09
2015-2016	27-Apr-15	0.10
2015-2016	25-May-15	0.10
2015-2016	29-Jun-15	0.12
2015-2016	27-Jul-15	0.10
2015-2016	24-Aug-15	0.10
2015-2016	28-Sep-15	0.11
2015-2016	26-Oct-15	0.10
2015-2016	23-Nov-15	0.09
2015-2016	28-Dec-15	0.11
2015-2016	26-Jan-16	0.09
2015-2016	22-Feb-16	0.09
2015-2016	28-Mar-16	0.12

quant Money Market Fund		
Period	Record Date	Dividend ₹ Per Unit
2017-2018	26-Feb-18	0.10
2017-2018	28-Jan-18	0.10
2017-2018	27-Dec-17	0.10
2017-2018	7-Dec-17	0.10
2017-2018	1-Nov-17	0.10
2017-2018	2-Oct-17	0.10
2017-2018	26-Sep-17	0.11
2017-2018	29-Aug-17	0.11
2017-2018	23-Jul-17	0.11
2017-2018	20-Jun-17	0.11
2017-2018	28-May-17	0.11
2017-2018	5-May-17	0.11
2016-2017	30-Mar-17	0.105
2016-2017	1-Mar-17	0.105
2016-2017	30-Jan-17	0.11
2016-2017	1-Jan-17	0.11
2016-2017	5-Dec-16	0.11
2016-2017	1-Nov-16	0.11
2016-2017	27-Sep-16	0.11
2016-2017	30-Aug-16	0.11
2016-2017	24-Jul-16	0.11
2016-2017	21-Jun-16	0.11
2016-2017	29-May-16	0.11
2016-2017	5-May-16	0.11
2015-2016	28-Mar-16	0.11

2015-2016	29-Feb-16	0.11
2015-2016	2-Feb-16	0.11
2015-2016	28-Dec-15	0.11
2015-2016	2-Dec-15	0.11
2015-2016	4-Nov-15	0.11
2015-2016	29-Sep-15	0.11
2015-2016	1-Sep-15	0.11
2015-2016	30-Jul-15	0.11
2015-2016	1-Jul-15	0.11
2015-2016	21-May-15	0.11
2015-2016	5-May-15	0.11

quant Dynamic Bond		
Period	Record Date	Dividend ₹ Per Unit
2017-2018	28-Jan-18	0.08
2017-2018	27-Dec-17	0.08
2017-2018	7-Dec-17	0.08
2017-2018	1-Nov-17	0.08
2017-2018	2-Oct-17	0.08
2017-2018	26-Sep-17	0.092
2017-2018	29-Aug-17	0.092
2017-2018	23-Jul-17	0.092
2017-2018	20-Jun-17	0.092
2017-2018	28-May-17	0.092
2017-2018	5-May-17	0.092
2016-2017	30-Mar-17	0.09
2016-2017	1-Mar-17	0.09
2016-2017	30-Jan-17	0.092
2016-2017	1-Jan-17	0.092
2016-2017	5-Dec-16	0.092
2016-2017	1-Nov-16	0.092
2016-2017	27-Sep-16	0.092
2016-2017	30-Aug-16	0.092
2016-2017	24-Jul-16	0.092
2016-2017	21-Jun-16	0.092
2016-2017	29-May-16	0.092
2016-2017	5-May-16	0.092
2015-2016	28-Mar-16	0.092
2015-2016	29-Feb-16	0.092
2015-2016	2-Feb-16	0.092
2015-2016	28-Dec-15	0.092
2015-2016	2-Dec-15	0.092
2015-2016	4-Nov-15	0.092
2015-2016	29-Sep-15	0.092
2015-2016	1-Sep-15	0.092
2015-2016	30-Jul-15	0.092
2015-2016	1-Jul-15	0.092
2015-2016	21-May-15	0.092
2015-2016	5-May-15	0.092

quant Multi Asset Fund		
Period	Record Date	Dividend ₹ Per Unit
2017-2018	26-Feb-18	1.50
2016-2017	1-Mar-17	1.50
2015-2016	2-Feb-16	1.00

Past performance may or may not be sustained in the future. There is no assurance or guarantee to Unit holders as to rate/quantum of dividend distribution or that the dividends will be paid regularly. All dividends are on face value of ₹ 10 per Unit.
Please log on to www.quantmutual.com for record date-wise listing of dividends declared.

<p>Sharpe Ratio</p> <p>Sharpe Ratio is a risk to reward ratio, it measures portfolio returns generated in excess to the investment in risk-free asset, for per unit of total risk taken. While, positive Sharpe ratio indicates, portfolio compensating investors with excess returns (over risk-free rate) for the commensurate risk taken; negative Sharpe ratio indicates, investors are better off investing in risk-free assets.</p> <p>Beta</p> <p>Beta of a portfolio is a number indicating the relation between portfolio returns with that of the market index i.e. it measure the volatility, or systematic risk, of a portfolio in comparison to the market as a whole.</p> <p>Modified Duration</p> <p>A formula that expresses the measurable change in the value of a security in response to a change in interest rates. Modified duration of portfolio can be used to anticipate the change in market value of portfolio for every change in portfolio yield.</p> <p>R Squared</p> <p>It is a statistical measure of how closely the portfolio returns are correlated with its benchmark.</p>	<p>Standard Deviation</p> <p>A statistical measure that defines expected volatility/risk associated with a portfolio. This explains the variation/deviation from the average returns delivered by the portfolio. A higher standard deviation means higher volatility (risk) and a lower standard deviation means lower volatility</p> <p>Risk Free Return</p> <p>The theoretical rate of return of an investment with safest (zero risk) investment in a country.</p> <p>Total Expense Ratio</p> <p>Total expenses charged to scheme for the month expressed as a percentage to average monthly net assets.</p> <p>Average Maturity</p> <p>Weighted average maturity of the securities in scheme.</p> <p>Portfolio Yield (Yield To Maturity)</p> <p>Weighted average yield of the securities in scheme portfolio.</p>
--	--

How to read factsheet

<p>Fund Manager</p> <p>An employee of the asset management company such as a mutual fund or life insurer, who manages investments of the scheme. He is usually part of a larger team of fund managers and research analysts.</p> <p>Application Amount for Fresh Subscription</p> <p>This is the minimum investment amount for a new investor in a mutual fund scheme.</p> <p>Minimum Additional Amount</p> <p>This is the minimum investment amount for an existing investor in a mutual fund scheme.</p> <p>Yield to Maturity</p> <p>The Yield to Maturity or the YTM is the rate of return anticipated on a bond if held until maturity. YTM is expressed as an annual rate. The YTM factors in the bond's current market price, par value, coupon interest rate and time to maturity.</p> <p>SIP</p> <p>Systematic Investment Plan (SIP) works on the principle of making periodic investments of a fixed sum. It works similar to a recurring bank deposit. For instance, an investor may opt for an SIP that invests ₹500 every 15th of the month in an equity fund for a period of three years. NAV The NAV or the net asset value is the total asset value per unit of the mutual fund after deducting all related and permissible expenses.</p> <p>AUM</p> <p>AUM or assets under management refers to the recent / updated cumulative market value of investments managed by a mutual fund.</p> <p>Modified Duration</p> <p>Modified duration is the price sensitivity and the percentage change in price for a unit change in yield.</p>	<p>Rating Profile</p> <p>Mutual funds invest in securities after evaluating their creditworthiness as disclosed by the ratings. A depiction of the mutual fund in various investments based on their ratings becomes the rating profile of the fund. Typically, this is a feature of debt funds.</p> <p>Benchmark</p> <p>A group of securities, usually a market index, whose performance is used as a standard or benchmark to measure investment performance of mutual funds, among other investments. Some typical benchmarks include the NIFTY, Sensex, BSE200, BSE500, 10-Year Gsec</p> <p>Entry Load</p> <p>A mutual fund may have a sales charge or load at the time of entry and/or exit to compensate the distributor/agent. Entry load is charged at the time an investor purchases the units of a mutual fund. The entry load is added to the prevailing NAV at the time of investment. For instance, if the NAV is ₹100 and the entry load is 1%, the investor will enter the fund at ₹101. (Note SEBI, vide circular dated June 30, 2009 has abolished entry load and mandated that the upfront commission to distributors will be paid by the investor directly to the distributor, based on his assessment of various factors including the service rendered by the distributor).</p> <p>Exit Load</p> <p>Exit load is charged at the time an investor redeems the units of a mutual fund. The exit load is reduced from the prevailing NAV at the time of redemption. The investor will receive redemption proceed at net value of NAV less Exit Load. For instance if the NAV is ₹100 and the exit load is 1%, the investor will receive ₹99.</p>
--	--

Point of Service (PoS) Location

KFIN Technologies Private Limited

Agartala: Bidurkarta Chowmuhani, J N Bari Road, Tripura (West), Agartala - 799001. **Agra:** 1st Floor, Deepak Wasan Plaza, Behind Holiday Inn, Opp Megdoot Furnitures, Sanjay Place, Agra - 282002. **Ahmedabad:** 201/202 Shail, Opp: Madhusudan House, Navrangpura, Ahmedabad - 380006. **Ajmer:** S. No. 1 & 2, 2Nd Floor, Ajmer Tower, Kutchery Road, Ajmer - 305001. **Akola:** Yamuna Tarang Complex, Shop No 30, Ground Floor, N. H - 06, Akola, Akola - 444004. **Aligarh:** 1st Floor, Kumar Plaza, Aligarh - 202001. **Allahabad:** Rsa Towers, 2Nd Floor, Above Sony Tv Showroom, 57, S P Marg, Civil Lines, Allahabad - 211001. **Alleppy:** XIV 172, Jp Towers, Mullackal, Ksrtc Bus Stand, Alleppy - 688011. **Alwar:** 101, Saurabh Tower, Opp. Uit, Near Bhagat Singh Circle, Road No. 2, Alwar - 301001. **Ambala:** 6349, Nicholson Road, Adjacent Kos Hospitalambala Cant, Ambala - 133001. **Amravati:** Shop No 13 & 27, Gulshan Plaza, Badnera Road, Near Bhartiya Mahavidhyalaya, Rajapeth, Amravati - 444605. **Amritsar:** 72-A, Taylor's Road, Opp Aga Heritage Club, Amritsar - 143001. **Anand:** B-42 Vaibhav Commercial Center, Nr Tvs Down Town Show Room , Grid Char Rasta, Anand - 380001. **Ananthapur:** #15/149, 1st Floor, S R Towers, Subash Road, Opp. To Lalitha Kala Parishad, Anantapur - 515001. **Ankleshwar:** L/2 Keval Shopping Center, Old National Highway, Ankleshwar - 393002. **Asansol:** 114/71 G T Road, Near Sony Centre, Bhanga Pachli, Asansol - 713303. **Aurangabad:** Ramkunj Niwas, Railway Station Road, Near Osmanpura Circle, Aurangabad - 431005. **Azamgarh:** 1st Floor, Alkal Building, Opp. Nagaripalika Civil Line, Azamgarh - 276001. **Balasure:** Gopalgaon, M.S Das Street, Gopalgaon, Balasure, Orissa, Balasure - 756001. **Bangalore:** 59, Skanda puttanna Road, Basavanagudi, Bangalore - 560004. **Bankura:** Ambika Market Complex (Ground Floor), Nutanganj, Post & Dist Bankura, Bankura - 722101. **Bareilly:** 1st Floor, 165, Civil Linesopp. Hotel Bareilly Palace, Near Railway Station, Bareilly - 243001. **Barhampore (Wb):** Thakur Market Complex, Gorabazar, Post Berhampore Dist Murshidabad, 72 No Nayasarak Road, Barhampore (Wb) - 742101. **Baroda:** Sb-5, Mangaldeep Complex, Opp. Masonic Hall, Productivity Road, Alkapuri, Baroda - 390007. **Begusarai:** Near Hotel Diamond Surbhi Complex, O.C Township Gate, Kapasiya Chowk, Begusarai - 851117. **Belgaum:** Cts No 3939/ A2 A1, Above Raymonds Show Room |Beside Harsha Appliances, Club Road, Belgaum - 590001. **Bellary:** No. 1, Kbh Colony, Gandhi Nagar, Bellary - 583103. **Berhampur (Or):** 3rd Lane Dharam Nagar, Opp - Divya Nandan Kalyan Mandap, Near Lohiya Motor, Orissa, Berhampur (Or) - 760001. **Betul:** 107, 1st Floor, Hotel Utkarsh, | J. H. College Road, Betul - 460001. **Bhagalpur:** 2Nd Floor, Chandralok Complex, Ghantaghar, Radha Rani Sinha Road, Bhagalpur - 812001. **Bharuch:** Shop No 147-148, Aditya Complex, Near Kasak Circle, Bharuch - 392001. **Bhatinda:** #2047-A 2Nd Floor, The Mall Road, Above Max New York Life Insurance, New Delhi - 151001. **Bhavnagar:** G-11 Giranjali Complex, Beside Bhavnagar Municipal Corporation & Collector Office, Kalanala, Bhavnagar - 364001. **Bhilai:** Shop No -1, First Floor, Plot No -1, Commercial Complex, Nehru Nagar - East, Bhilai - 490020. **Bhilwara:** Shop No. 27-28, 1st Floor, Heera Panna Market, Pur Road, Bhilwara - 311001. **Bhopal:** Kay Kay Business Centre, 133, Zone I, Mp Nagar, Above City Bank, Bhopal - 462011. **Bhubaneswar:** A/181, Back Side Of Shivam Honda Show Room, Saheed Nagar, Bhubaneswar - 751007. **Bikaner:** 70-71, 2Nd Floor | Dr.Chahar Building, Panchsathi Circle, Sadul Gari, Bikaner - 334001. **Bilaspur:** Shop No-201 & 202, 1st Floor, V R Plaza, Link Road, Bilaspur, C. G. Bilaspur - 495001. **Bokaro:** B-1, 1st Floor, City Centre, Sector - 4, Near Sona Chandi Jewellers, Bokaro - 827004. **Burdwan:** 63 Gt Road, Halder Complex 1st Floor, Burdwan - 713101. **Calicut:** lind Floor Soubhagya Shopping Complex, Arayidathalam, Mavoor Road, Calicut - 673004. **Chandigarh:** Sco-371-3725, Above Hdfe Bank, Sector 35-B, Chandigarh - 160036. **Chandrapur:** Shop No-6, Office No-2 1st Floor, Rauts Raghuvanshi Complex, Beside Azad Garden Main Road, Chandrapur - 442402. **Chennai:** F-11, Akshaya Plaza, 1st Floor, 108, Adhithanar Salai, Egmore, Opp To Chief Metropolitan Court, Chennai - 600002. **Chinsura:** J C Ghosh Saranu, Bhanga Gara, Chinsurah, Hooghly, Chinsurah - 712101. **Cochin:** Ali Arcade, 1st Floor, Kizhavana Road, Panampilly Nagar, Near Atlantis Junction, Ernakulam - 682036. **Coimbatore:** 1057/1058 Jaya Enclave, 2nd Floor, Avinashi Road, Coimbatore - 641018. **Cuttack:** Po - Buxi Bazar, Cuttack, Opp Dargha Bazar, Dargha Bazar, Cuttack - 753001. **Darbhanga:** Jaya Complex, 2Nd Floor, Above Furniture Planet, Donar, Chowk, Darbhanga - 846003. **Davangere:** 376/2, 4th Main, 8th Cross, P J Extn, Davangere - 577002. **Dehradun:** Kaulagarh Road, Near Sirmour Margaboue, Reliance Webworld, Dehradun - 248001. **Deoria:** 1st Floor, 1st Floor, Opp. Zila Panchayat, Civil Lines, Deoria - 274001. **Dewas:** 27 Rmo House, Station Road, Above Maa Chharmunda Gaes Agency, Dewas - 455001. **Dhanbad:** 208 New Market 2Nd Floor, Bank More, Dhanbad - 826001. **Dharwad:** G, 7&8 Banashankari Avenue, Opp Nttf, P B Road, Dharwad - 580001. **Dhule:** Ashoka Estate, Shop No. 14/A, Upper Ground Floor, Sakri Road, Opp. Santoshi Mata Mandir, Dhule - 424001. **Dindigul:** No - 9 Old No: 4/B, New Aghraharam, Palani Road, Dindigul - 624001. **Durgapur:** 1st Floor, Old Dutta Automobile Bldg, Nachan Road, Benachity, Durgapur - 713213. **Eluru:** D.No: 238-5-93/1, Savithiri Complex, Edaravari Street, Near Dr.Prabhavathi Hospital,R. R. Pet, Eluru - 534002. **Erode:** No: 4, Veerappan Traders Complex, KMY Salai, Sathy Road, Opp. Erode Bus Stand, Erode - 638003. **Faridabad:** A-2B, 1st Floor, Nehru Groundnit, Faridabad - 121001. **Ferozepur:** The Mall Road, Chawla Bulding, 1st Floor, Opp. Centrail Jail, Near Hanuman Mandir, Ferozepur - 152002. **Gandhidham:** 203 2Nd Floor, Bhagwati Chamber, Kutchkala Road, Gandhidham - 370201. **Gandhinagar:** Plot No - 945/2, Sector - 7/C, Opp Pathika, Gandhinagar - 382007. **Gaya:** 1st Floor Lal Bhawan, Tower Chowk, Near Kiran Cinema, Gaya - 823001. **Ghaziabad:** 1st Floor-7, Lohia Nagar, Ghaziabad - 201001. **Ghaziपुर:** 2Nd Floor, Shubhra Hotel Complex, Mahabugh, Ghazipur - 233001. **Gonda:** Shri Market, Sahabgunj, Station Road, Gonda - 271001. **Gorakhpur:** Above V. I. P. Houseajdacent, A.D. Girls College, Bank Road, Gorakpur - 273001. **Gulbarga:** Cts No 2913 1st Floor, Asian Towers, Jagath Station Main Road, Next To Adithya Hotel, Gulbarga - 585105. **Guntur:** D No 6-10-27, Irinilayam, Arundelpet, 10/1, Guntur - 522002. **Gurgaon:** Shop No.18, Ground Floor, Sector - 14, Opp. Akd Tower, Near Huda Office, Gurgaon - 122001. **Guwahati:** 54 Sagarika Bhawan 2Nd Floor, R G Barooah Road, Aidc, Near Baskin Robbins, Guwahati - 781024. **Gwalior:** 37/38, Lashkar, Mlb Roadshinde Ki Chhawani, Near Nadi Gate Pul, Gwalior - 474001. **Haldwani:** Above Kapilaz, Sweet House, Opp Lic Building, Pilikothi, Haldwani - 263139. **Haridwar:** 8, Govind Puri, Opp. LIC - 2, Above Vijay Bank, Main Road, Ranipur More, Haridwar - 249401. **Hassan:** St Anthony'S Complex, Ground Floor, H.N. Pura Road, Hassan - 573201. **Hissar:** Sco-71, 1st Floor, Red Square Market, Hissar - 125001. **Hoshiarpur:** 1st Floor, The Mall Tower, Opp Kapila Hospital, Sutheri Road, Hoshiarpur - 146001. **Hubli:** 22Nd & 23Rd, 3Rd Floor, Eureka Junction, Travellers Bungalow, Hubli - 580029. **Hyderabad:** 8-2-596, Avenue 4, Karvy Plaza, Street No 1, Banjara Hills, Hyderabad - 500034. **Indore:** 213 B City Center, M.G. Road, Opp. High Court, Indore - 452001. **Jabalpur:** Grover Chamber, 43 Naya Bazar Malviya Chowk, Opp Shyam Market, Jabalpur - 482002. **Jaipur:** 516/A, liird Floor, Land Mark Building Opp Jai Club, Mahaver Marg C Scheme, Jaipur - 302001. **Jalandhar:** Arora Prime Tower, Lowe Ground Floor, Office No 3 Plot No 28, Jalandhar - 144001. **Jalgaon:** 113, Navi Peth, B/H Mahalaxmi Dairy, Jalgaon - 425001. **Jaipalpur:** D B C Road Opp Nirala Hotel, Opp Nirala Hotel, Jaipalpur - 373101. **Jammu:** 5 A/D Extension 2, Near Panama Chowk Petrol Pump, Panama Chowk, Jammu - 180012. **Jamnagar:** 108 Mahavir Palaza, Opp Sbi Bank, Nr Lal Bunglow, Jamnagar - 361001. **Jamshedpur:** Kanchan Tower, 3Rd Floor, Main Road, Bistupur, Near Traffic Signal, Jamshedpur - 831001. **Jaunpur:** R N Complex, 1-1-9-G, In Front Of Pathak House, Ummarpur, Jaunpur - 222002. **Jhansi:** 371/01, Narayan Plaza,Gwalior Road, Near Jeevan Shah Chauraha, Jhansi - 284001. **Jodhpur:** 203, Modi Arcade, Chopasni Road, Jodhpur - 342001. **Junagadh:** 124-125 Punit Shopping Center, M.G Road, Ranavav Chowk, Junagadh - 362001. **Kannur:** 2 Nd Floor, Prabhat Complex, Fort Road, Nr. Icici Bank, Kannur - 670001. **Kanpur:** 15/46, B, Ground Floor, Opp: Muir Mills, Civil Lines, Kanpur - 208001. **Karakudi:** Gopi Arcade, 100 Feet Road, Karaikudi - 630001. **Karimnagar:** H.No.4-2-130/131, Above Union Bank, Jafri Road, Rajeev Chowk, Karimnagar - 505001. **Karnal:** 18/369, Char Chaman, Kunjpora Road, Behind Miglani Hospital, Karnal - 132001. **Karur:** No.6, old No.1304, Thiru-vi-ka Road, Near G.R. Kalyan Mahal, Karur - 639001. **Kharagpur:** 180 Malancha Road, Beside Axis Bank Ltd, Kharagpur - 721304. **Kolhapur:** 605/1/4 E Ward, Shahapur 2nd Lane, Laxmi Niwas, Near Sultane Chambers, Kolhapur - 416001. **Kolkata:** 166 A Rashbihari Avenue 2Nd Floor, Opp - Fortish Hospital, Kolkata - 700029. **Kollam:** Sree Vigneswara Bhavan, Shastri Junction, Kollam - 691001. **Korba:** 1st Floor, 35, Indira Complex, P. Nagar, Korba - 495677. **Kota:** 29, 1st Floor, Near Lala Lajpat Rai Circle, Shopping Centre, Kota - 324007. **Kottayam:** 1st Floor Csiascension Square, Railway Station Road, Collectorate P O, Kottayam - 686002. **Kurnool:** Shop No.43, 1st Floor, S V Complex, Railway Station Road, Near Sbi Main Branch, Kurnool - 518004. **Lucknow:** 24, Prem Nagar, Ashok Marg, Lucknow - 226001. **Ludhiana:** Sco - 136, 1st Floor Above Airtel Showroom, Feroze Gandhi Market, Ludhiana - 141001. **Madurai:** Rakesh towers, 30-C, 1st Floor, Bye pass Road, Opp Nagappa motors, Madurai - 625010. **Malappuram:** First Floor, Cholakkal Building, Near U P School, U Hil, Malappuram - 676505. **Malda:** Sahis Tuli, Under Ward No.6, No.1 Govt Colony, English Bazar Municipality, Malda - 732101. **Maldia:** 149/11, School Bazaar, Mandi - 175001. **Mangalore:** Mahendra Arcade Opp Court Road, Karangal Padai, Mangalore - 575003. **Margaoa:** 2Nd Floor, Dalal Commercial Complex, Pajifond, Margaoa - 403601. **Mathura:** Ambey Crown, lind Floor, In Front Of Bsa College, Gaushala Road, Mathura - 281001. **Meerut:** 1st Floor, Medi Centreopp Icici Bank, Hapur Road Near Bachha Park, Meerut - 250002. **Mehsana:** Ul/47 Apollo Enclave, Opp Simandhar Temple, Modhera Cross Road, Mehsana - 384002. **Mirzapur:** Girja Sadan, Dawari Gunj, Mirzapur - 231001. **Moga:** 1st Floor,Dutt Road, Mandir Wali Gali, Civil Lines, Barar Ghar, Moga - 142001. **Moradabad:** Om Arcade, Parker Road, Above Syndicate Bank,Chowk Tari Khana, Moradabad - 244001. **Morena:** Moti Palace, Near Ramjanki Mandir, Near Ramjanki Mandir, Morena - 476001. **Mumbai:** 24/B, Raja Bahadur Compound, Ambalal Doshi Marg, Behind Bse Bldg, Fort - 400001. **Muzaffarpur:** I St Floor, Uma Market, Thana Gumtimotoi Jheel, Muzaffarpur - 842001. **Mysore:** L-350,Silver Tower, Ashoka Road, Opp.Clock Tower, Mysore - 570001. **Nadiad:** 104/105, Near Paras Cinema, City Plot Nadiad, Nadiad - 387001. **Nagercoil:** 3A, South Car Street, Nagercoil - 629001. **Nagpur:** Plot No 2/1 House No 102/1, Mata Mandir Road, Mangaldeep Appartment Opp Khandelwal Jewelers, Dharampeth, Nagpur - 440010. **Namakkal:** 105/2, Arun Towers, Paramathi Street, Namakkal - 637001. **Nanded:** Shop No.4, Santakripa Market, G Road, Opp. Bank Of India, Nanded - 431601. **Nasik:** S-12,Suyotji Sankul, Sharanpur Road, Near Rajiv Gandhi Bhavan, Nasik - 422002. **Navsari:** 1/1 Chimay Arcade, Opp Sattipar Rd, Tower Rd, Mavsari - 396445. **Nellore:** G 16-2-230, Room No : 27, 2Nd Floor, Keizen Heights, Gandhi Nagar, Pogathoda, Nellore - 524001. **New Delhi:** 305 New Delhi House, 27 Barakhamba Road, New Delhi - 110001. **Nizamabad:** H No:5-6-430, A Bove Bank Of Baroda First Floor, Beside Hdfe Bank, Hyderabad Road, Nizamabad - 503003. **Noida:** 307 Jaipuria Plazad 68 A, 2Nd Floor, Opp Delhi Public School, Sector 26, Noida - 201301. **Palghat:** No: 20 & 21, Metro Complex H.P.O.Road Palakkad, H.P.O.Road, Palakkad - 678001. **Panipat:** 1st Floor, , Krishna Tower, Above Amertex, G.T. Road, Panipat - 132103. **Panjim:** City Business Centre, Coelho Pereira Building, Room No 18,19 & 20, Dada Vaidya Road, Panjim - 403001. **Pathankot:** 1st Floor, 9 A, Improvement Trust Building, Patel Chowk, Pathankot - 145001. **Patiala:** Sco 27 D, Chotti Baradari, Near Car Bazaar, Patiala - 147001. **Patiala:** 3A, 3Rd Floor Anand Tower, Exhibition Road, Opp Icici Bank, Patna - 800001. **Pollachi:** S S Complex, New Scheme Road, Pollachi - 642002. **Pondicherry:** No:7, Thiayagaraja Street, Pondicherry - 605001. **Proddatur:** Shop No:4, Araveti Complex, Mydukur Road, Beside Syndicate Bank, Proddatur - 516360. **Pudukottai:** Sundaram Masilamani Towers, Ts No. 5476 - 5479, Pm Road, Old Tirumayam Salai, Near Anna Statue, Jublie Arts, Pudukottai - 622001. **Pune:** Office # 16, Ground Floor, Shrinath Plaza, Near Dyaneshwar Paduka Chowk, F C Road, Pune - 411005. **Raipur:** 2 & 3 Lower Level, Millenium Plaza, Room No. LI 2& 3, Behind Indian Coffee House, Raipur - 492001. **Rajahmundry:** D.No.6-1-4, Rangachary Street, T. Nagar, Near Axis Bank Street, Rajahmundry - 533101. **Rajapalayam:** Sri Ganapathy Complex, 14B/5/18, T P Mills Road, Rajapalayam - 626117. **Rajkot:** 104, Siddhi Vinayak Complex, Opp Ramkrishna Ashram, Dr Yagnik Road, Rajkot - 360001. **Ranchi:** Room No 307 3Rd Floor, Commerce Tower, Beside Mahabir Tower, Ranchi - 834001. **Ratlam:** 1 Nagpal Bhawan, Free Ganj Road , Do Batti, Near Nokia Care, Ratlam - 457001. **Renukoot:** Shop No.18, Near Complex Birla Market, Renukoot - 231217. **Rewa:** 1st Floor, Angoori Building, Besides Allahabad Bank, Trans University Road, Civil Lines, Rewa - 485001. **Rohtak:** 1st Floor, Ashoka Plaza, Delhi Road, Rohtak - 124001. **Roorkee:** Shree Ashadeep Complex, 16, Civil Lines, Near Income Tax Office, Roorkee - 247667. **Rourkela:** 1st Floor Sandhu Complex, Kachery Road, Uditnagar, Rourekla - 769012. **Sagar:** Above Poshak Garments, 5 Civil Lines, Infront Of Income Tax Office, Sagar - 470002. **Saharanpur:** 18 Mission Market, Court Road, Saharanpur - 247001. **Salem:** No:40, 2nd Floor, BrindavanRoad, Fairlands, Near Perumal Koil, Salem - 636016. **Sambalpur:** Ground Floor Quality Massion, Sambalpur - 768001. **Satna:** 1st Floor, Gopal Complex, Near Bus Stand, Rewa Road, Satna - 485001. **Shaktinagar:** 151/A-375, V V Colony, Dist Sonebhadra, Shaktinagar - 231222. **Shillong:** Annex Mani Bhawan, Lower Thana Road, Near R K M Ip School, Shillong - 793001. **Shimla:** Triveni Building, By Pas Chowkhallaini, Shimla - 171002. **Shimoga:** Udaya Ravi Complex, LLR Road, Durgi Gudi, Shimoga - 577201. **Shivpuri:** 1st Floor, M.P.R.P. Building, Near Bank Of India, Shivpuri - 473551. **Sikar:** First Floor, Super Tower, Behind Ram Mandir Near Taparyia Bagichi, Sikar - 332001. **Silchar:** N.N. Dutta Road, Chowchakra Complex, Premtala, Silchar - 788001. **Siliguri:** Ananak Complex, Sevoke Road, Siliguri - 734001. **Sitapur:** 12/12-A Sura Complex, Arya Nagar Opp. Mal Godam, Sitapur - 261001. **Sivakasi:** 363, Thiruthangal Road, Opp: TNEB, Sivakasi - 626123. **Solan:** Sahni Bhawan, Adjacent Anand Cinema Complex, The Mall, Solan - 173212. **Solapur:** Block No 06, Vaman Nagar, Opp D-Mart, Jule Solapur - 413004. **Sonepat:** 205 R Model Town, Above Central Bank Of India, Sonepat - 131001. **Sri Ganganagar:** 35E Block, Opp: Sheeta Matla Vaateka Sri Ganganagar, Sri Ganganagar - 335001. **Srikakulam:** D.No-4-1-28/1, Venkateswara Colony, Near Income Tax Office, Srikakulam - 532001. **Sultanpur:** Rama Shankar Complex, Civil Lines, Faizabad Road, Sultanpur - 228001.**Surat:** G-5 Empire State Building, Nr Udhna Darwaja, Ring Road, Surat - 395002. **Thanjavur:** No. 70, Nalliah Complex, Srinivasam Pillai Road, Tanjore - 613001. **Thodupuzha:** First Floor, Pulimoottil Pioneer, Pala Road, Thodupuzha - 685584. **Tirunelveli:** 55/18, Jeney Building, S N Road, Near Aravind Eye Hospital, Tirunelveli - 627001. **Tirupathi:** Flot No: 16, 1st Floor, R C Road, Near Palani Theater, Tirupathi - 517501. **Tirupur:** First floor, 22A A, Kamaraj Road, Opp to Cotton market complex, Tirupur - 641604. **Tiruvalla:** 2Nd Floor, Eriinjy Complex, Ramananchira, Opp Axis Bank, Thiruvalla - 689107. **Trichur:** 2Nd Floor, Brothers Complex, Naikankal Junction, Shornur Road, Near Dhanalaksmi Bank H O, Thirissur - 680001. **Trichy:** 60, Sri Krishna Arcade, Thennur High Road, Trichy - 620017. **Trivandrum:** 2Nd Floor, Akshaya Tower, Sasthamangalam, Trivandrum - 695010. **Tuticorin:** 4 - B, A34 - A37, Mangmali Mani Nagar, Opp. Rajaji Park, Palayamkottai Road, Tuticorin - 628003. **Udaipur:** 201-202, Madhav Chambers, Opp G P O, Chetak Circle, Udaipur - 313001. **Ujjain:** 101 Aashta Tower, 13/1 Dhanwantri Marg, Freeganji, Ujjain - 456010. **Valsad:** Shop No 2, Phiroza Corner, Opp Next Show Room, Tithal Road, Valsad - 396001. **Vapi:** Shop No-12, Ground Floor, Sheetal Appatment, Near K P Tower, Vapi - 396195. **Varanasi:** D-64/1321st Floor, Anant Complex, Sigra, Varanashi - 221010. **Vellore:** 1, M N R Arcade, Officers Line, Krishna Nagar, Vellore - 632001. **Vijayanagaram:** Soubhagya, 19-6-1/3, 2Nd Floor, Near Fort Branch, Opp 3 Trees Temples, Vijayanagaram - 535002. **Vijayawada:** 39-10-7, Opp : Municipal Water Tank, Labbipet, Vijayawada - 520010. **Visakhapatnam:** Door No 47-14-5/1, Eswar Paradise, Dwarakanagar Main Road, Visakhapatnam - 530016. **Warangal:** 5-6-95, 1 St Floor, Opp: B.Ed Collage, Lashkar Bazar, Chandra Complex, Hanmakonda, Warangal - 506001. **Yamuna Nagar:** Jagdhari Road, Above Uco Bank, Near D.A.V. Girls College, Yamuna Nagar - 135001.



multi asset, multi manager

MUTUAL FUND | INVESTMENT SCHEMES



quant mutual fund

registered office: 6th floor, sea breeze building, appasaheb marathe marg, prabhadevi, mumbai - 400 025.

tel: +91 22 6295 5000 | phone/whatsapp: +91 9920 21 22 23 | communication@quant.in | www.quantmutual.com