

VLRT

Valuation, Liquidity, Risk Appetite, Time



quant mutual fund

FACTSHEET

Table of content

From the Investment Desk	3
Scheme Details	
▪ quant Liquid Fund	6
▪ quant Active Fund	7
▪ quant Small Cap Fund	8
▪ quant Tax Plan	9
▪ quant Mid Cap Fund	10
▪ quant Large & Mid-Cap Fund	11
▪ quant Focused Fund	12
▪ quant Multi Asset Fund	13
▪ quant Absolute Fund	14
▪ quant Infrastructure Fund	15
▪ quant Consumption Fund	16
▪ quant Dynamic Bond	17
▪ quant Money Market Fund	18
Dividend History	19
Glossary	21
Asset Management Company (AMC) Location	22
Point of Service (PoS) Location	23

Disclaimer: The Factsheet is for general reading purpose only and is not meant to serve as a professional guide. This document has been prepared on the basis of publicly available information, internally developed data and other sources believed to be reliable. The Sponsor, the Investment Manager, the Trustee or any of their respective directors, employees, affiliates or representatives (“entities & their affiliates”) do not assume any responsibility for, or warrant the authenticity, accuracy, completeness, adequacy and reliability of such information. Whilst no action has been solicited based upon the information provided herein; due care has been taken to ensure that the facts are accurate and opinions given are fair and reasonable. This information is not intended to be an offer or solicitation for the purchase or sale of any financial product or instrument. Recipients of this information are advised to rely on their own analysis, interpretations & investigations. Readers are also advised to seek independent professional advice order to arrive at an informed investment decision. Entities & their affiliates shall not be liable for any direct, indirect, special, incidental, consequential, punitive or exemplary damages, including loss of profits, arising in any way from the information contained in this material. Entities & their affiliates including persons involved in the preparation or issuance of this material may from time to time have long or short positions in and buy or sell the securities there of, of company (ies)/ specific economic sectors mentioned herein. NAV of the plan/option of certain schemes are not provided for certain cases as the NAV was not computed because there were no investors as on the date on which the NAV details are provided.

Mutual Fund investments are subject to market risks, read all scheme related documents carefully

FROM THE INVESTMENT DESK

Equity Outlook: May – You and your family remain safe and healthy

Hope you and your loved ones are keeping safe. As we step into May, many parts of India will have the lockdown norms being eased out. An abrupt market sell-off in March was followed by a rally in April. The Nifty index gained almost 15% in April, after falling more than 20% in March.

Every market that is in a down trend usually sees a ‘W’ shaped movement in which one gets to see some pullbacks from recently made lows. This pattern is clearly visible today. A low global risk appetite indicated by our proprietary quant risk Indicator, yet sharp rebounds across equities, led by the Nasdaq (composed of the largest technology stocks) is never a sign warranting optimism. We remain circumspect on the fundamentals as there are far reaching consequences of this pandemic and the demand recovery will not be immediate across the entire economy.

We are allocating capital incrementally to business which are likely to be relevant and gain advantage because of changes in competitive landscape or having wherewithal to adapt and reshape. We remain constructive on pharma & healthcare, insurance and agrochemical stocks and we believe in their outperformance going forward. We have pruned down our FMCG exposure as we believe the sector has peaked out and their underperformance will continue.

Keeping all these in mind, we believe volatility is here to stay and, in this scenario, and as we have demonstrated; active Investing strategies and dynamic asset allocation will tend to outperform passive buy and hold strategies.

Fixed Income – May the Distress End

Since March 2020, economic activity has been drawn to a near standstill across the globe with the onslaught of the COVID-19 virus. In these precarious times, several nations have imposed lockdowns and other social distancing measures. However, Central governments and banks across the globe have tried to mitigate the fear of the pandemic by taking monetary and fiscal measures. As per the IMF World Economic Outlook, the world economy is expected to contract by 3 per cent this year given ‘no immediate medical solution’ and a prolonged lockdown situation. This could prove to be fatal for some economies as well. Although, the RBI has acted promptly by infusing unprecedented liquidity into the system along with other stimulus measures like a cut in the benchmark interest rate, LTRO and the opening of a special liquidity window to stressed NBFCs. All these measures will serve as a breather in the breathlessness faced by the financial participants and in turn, catapult growth of a stalled economy.

In India, the nationwide lockdown has been extended for the third time, with relaxation in some areas. The economic cost of this lockdown is likely to be grave but unascertainable at this stage. The NIKKEI PMI for the month of April 2020 came at 27.4 as against 51.8 (MoM) reflecting unprecedented contraction in the manufacturing output. There has been some respite w.r.t. the headline CPI inflation that came at 5.91 per cent as compared to 6.5 per cent in the previous month - being the lowest in four months. During the month, commodity prices witnessed mixed trends. Brent Crude prices fell below US \$20/barrel due to concerns of excess supply & lack of storage.

From a very short term standpoint, we anticipate that the 10-yr GOI benchmark will likely trade in the range of 6.00-6.25 per cent and the new 10-year may see a sub 6 per cent level in the presence of the current global meltdown.

SCHEME SNAPSHOT

INVESTMENT OBJECTIVE

The investment objective of the scheme is to generate income through a portfolio comprising money market and debt instruments. There is no assurance that the investment objective of the Scheme will be realized.

DATE OF ALLOTMENT

October 03, 2005

FUND MANAGER

Sanjeev Sharma (Debt)

NAV as on 30 April 2020

Daily Dividend Option	13.7300
Daily Dividend Option-Direct Plan	13.9380
Growth Option	31.1464
Growth Option-Direct Plan	31.5015
Monthly Dividend Option	15.2152
Monthly Dividend Option-Direct Plan	15.4559
Weekly Dividend Option	13.8752
Weekly Dividend Option-Direct Plan	14.3799

MINIMUM INVESTMENT

100/- and multiple of Re. 1/-

TOTAL EXPENSE RATIO

Regular	0.97%
Direct	0.62%

LOAD STRUCTURE

Entry	Nil
Exit	Nil

Average Maturity	21 Days
Modified Duration	20 Days
Yield to Maturity	5.51%

FUND SIZE 168.61 Crore

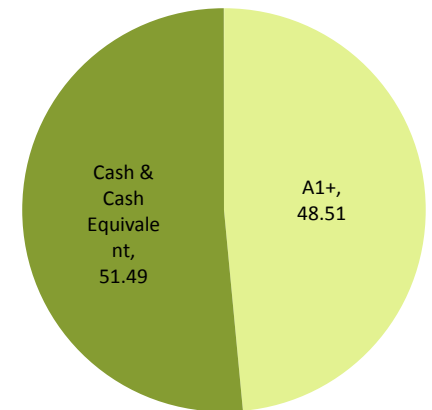
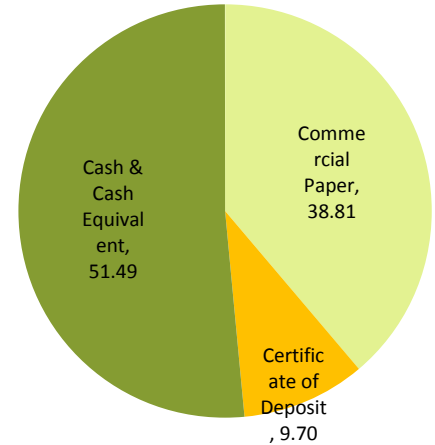
BENCHMARK INDEX

CRISIL LIQUID FUND INDEX

PORTFOLIO TOP HOLDING

Company	Rating	% TO NAV
JM FINANCIAL SERVICES LTD CP 050520	A1+	9.78
BIRLA GROUP HOLDING PVT LTD CP 05 JUN 20	A1+	9.71
APL APOLLO TUBES LTD CP MAT 29-JUN-2020	A1+	9.68
TIME TECHNOPLAST LIMITED CP 30-JUNE-2020	A1+	9.64
TOTAL COMMERCIAL PAPER		38.81
INDUSIND BANK LIMITED CD 23-JUN-2020	A1+	9.70
TOTAL CERTIFICATE OF DEPOSIT		9.70
CASH & CASH EQUIVALENT		51.49
GRAND TOTAL		100.00

RATING PROFILE/ ASSET ALLOCATION (%)



Period	Scheme Return (%)	Benchmark Return (%)	Value of ₹10,000 invested	
			Scheme	Benchmark
7 Days	0.05%	0.05%	10,005	10,005
15 Days	0.12%	0.21%	10,012	10,021
1 Month	0.32%	0.41%	10,032	10,041
3 Month	1.31%	1.35%	10,131	10,135
6 Month	2.83%	2.77%	10,283	10,277
Last 1 Year	6.42%	6.27%	10,642	10,627
Last 3 Years	6.82%	6.91%	12,189	12,221
Last 5 Years	7.47%	7.29%	14,336	14,219
Since Inception	8.11%	7.31%	31,138	27,955

Past performance may or may not be sustained in the future. Returns greater than 1 year period are compounded annualized (CAGR). Load is not taken into consideration for computation of performance.

This Product is suitable for investors who are seeking*	Riskometer
<ul style="list-style-type: none"> To provide income & liquidity over the short term. Investment in debt & money market instruments. 	<p>Investors understand that their principal will be at moderately high risk</p>
<p>*Investors should consult their financial advisers if in doubt about whether the product is suitable for them</p>	

SCHEME SNAPSHOT

INVESTMENT OBJECTIVE

The primary investment objective of the scheme is to seek to generate capital appreciation & provide long-term growth opportunities by investing in a portfolio of Large Cap, Mid Cap and Small Cap companies. There is no assurance that the investment objective of the Scheme will be realized.

DATE OF ALLOTMENT

April 04, 2001

FUND MANAGER

Rochan Pattnayak (Equity)
Vasav Sahgal (Equity)
Sanjeev Sharma (Debt)

NAV as on 30 April 2020

Dividend	18.4498
Dividend Option-Direct Plan	18.9457
Growth	161.1409
Growth Option-Direct Plan	163.3852

MINIMUM INVESTMENT

100/- and multiple of Re. 1/-

TOTAL EXPENSE RATIO

Regular	2.48%
Direct	2.38%

LOAD STRUCTURE

Entry	Nil
Exit	Nil

VOLATILITY MEASURES (3 Years)

Standard Deviation *	20.76%
R- Squared	0.89
Beta*	0.93
Sharpe Ratio*	-0.19

*Standard Deviation, Sharpe Ratio & Beta are calculated on annualised basis using 3 years history of monthly returns; risk free rate assumed to be 5.96% for calculating Sharpe Ratio (calculated based on annualised CRISIL CBLO Index returns over 3 years)

PORTFOLIO TURNOVER RATIO

(1 Year) 3.41 Times

FUND SIZE 8.96 Crore

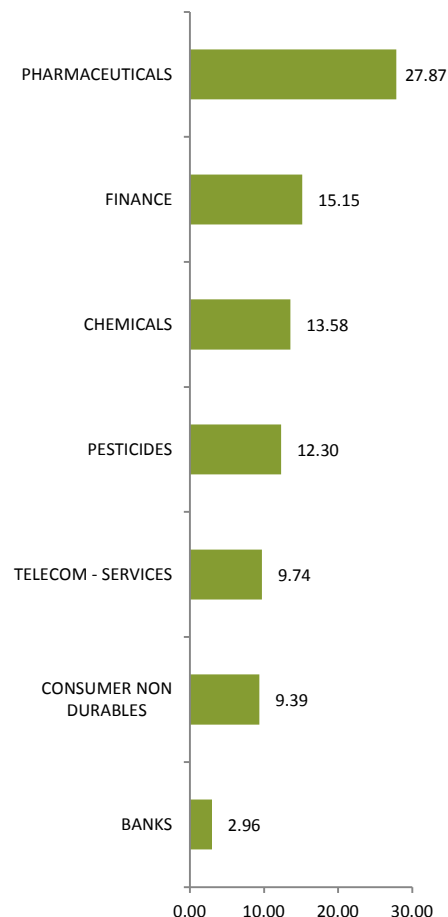
BENCHMARK INDEX

NIFTY 500 TRI

PORTFOLIO TOP HOLDING

STOCK/ INSTRUMENT	% TO NAV
BHARTI AIRTEL LIMITED	9.74
SBI LIFE INSURANCE COMPANY LIMITED	8.89
BAYER CROPSCIENCE	7.10
NIPPON LIFE INDIA ASSET MANAGEMENT	6.27
BIOCON	5.39
GODREJ AGROVET LIMITED	5.03
VINATI ORGANICS	4.86
SUMITOMO CHEMICAL INDIA LIMITED	4.86
STRIDES PHARMA SCIENCE	4.71
GODREJ CONSUMER PRODUCTS LIMITED	4.36
TOTAL OF TOP 10 HOLDING	61.21
EQUITY & EQUITY RELATED	90.99
CASH & CASH EQUIVALENT	9.01
GRAND TOTAL	100

INDUSTRY/ SECTOR ALLOCATION (%)



Period	Scheme Return (%)	Benchmark Return (%)	Value of ₹10,000 invested	
			Scheme	Benchmark
6 Month	-17.32%	-13.75%	8,268	8,625
Last 1 Year	-11.58%	-15.96%	8,842	8,404
Last 3 Years	1.93%	1.34%	10,589	10,408
Last 5 Years	6.09%	4.07%	13,439	12,210
Since Inception	15.69%	15.14%	1,61,097	1,47,175

Past performance may or may not be sustained in the future. Returns greater than 1 year period are compounded annualized (CAGR). Load is not taken into consideration for computation of performance.

This Product is suitable for investors who are seeking*	Riskometer
<ul style="list-style-type: none"> To generate long term capital appreciation. Investment in equity and equity related instruments. 	<p>Investors understand that their principal will be at moderately high risk</p>
<p>*Investors should consult their financial advisers if in doubt about whether the product is suitable for them</p>	

SCHEME SNAPSHOT

INVESTMENT OBJECTIVE

The primary investment objective of the scheme is to seek to generate capital appreciation & provide long-term growth opportunities by investing in a portfolio of Small Cap companies. There is no assurance that the investment objective of the Scheme will be realized.

DATE OF ALLOTMENT

November 21, 1996

FUND MANAGER

Rochan Pattanayak (Equity)
Vasav Sahgal (Equity)
Sanjeev Sharma (Debt)

NAV as on 30 April 2020

Dividend	35.1605
Dividend Option-Direct Plan	27.8902
Growth	28.0405
Growth Option-Direct Plan	35.7555

MINIMUM INVESTMENT

100/- and multiple of Re. 1/-

TOTAL EXPENSE RATIO

Regular	2.48%
Direct	2.38%

LOAD STRUCTURE

Entry	Nil
Exit	1% if exit <= 1 Year

VOLATILITY MEASURES (3 Years)

Standard Deviation *	22.60%
R- Squared	0.69
Beta*	0.66
Sharpe Ratio*	-0.72

*Standard Deviation, Sharpe Ratio & Beta are calculated on annualised basis using 3 years history of monthly returns; risk free rate assumed to be 5.96% for calculating Sharpe Ratio (calculated based on annualised CRISIL CBLO Index returns over 3 years)

PORTFOLIO TURNOVER RATIO

(1 Year) 1.89 Times

FUND SIZE 1.77 Crore

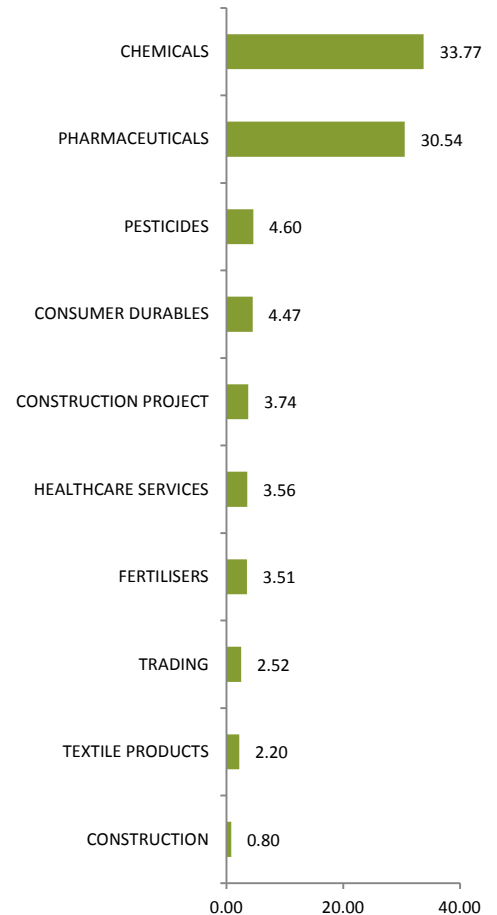
BENCHMARK INDEX

NIFTY SMALL CAP 250 TRI

PORTFOLIO TOP HOLDING

STOCK/ INSTRUMENT	% TO NAV
STRIDES PHARMA SCIENCE	10.31
SUMITOMO CHEMICAL INDIA LIMITED	9.07
BHAGERIA INDUSTRIES LIMITED	8.79
BASF INDIA	8.57
SHILPA MEDICARE LIMITED	7.76
CLARIANT CHEMICALS (INDIA)	7.34
CAPLIN POINT LABORATORIES	7.04
RALLIS INDIA	4.60
MIRZA INTERNATIONAL LIMITED	4.47
STERLING AND WILSON SOLAR	3.74
TOTAL OF TOP 10 HOLDING	71.70
EQUITY & EQUITY RELATED	89.72
CASH & CASH EQUIVALENT	10.28
GRAND TOTAL	100

RATING PROFILE/ ASSET ALLOCATION (%)



Period	Scheme Return (%)	Benchmark Return (%)	Value of ₹10,000 invested	
			Scheme	Benchmark
6 Month	-13.41%	-23.98%	8,659	7,602
Last 1 Year	-27.48%	-31.09%	7,252	6,891
Last 3 Years	-10.50%	-14.60%	7,169	6,227
Last 5 Years	-3.56%	-2.13%	8,342	8,978
Since Inception	1.27%	12.07%	11,028	24,179

Past performance may or may not be sustained in the future. Returns greater than 1 year period are compounded annualized (CAGR). Load is not taken into consideration for computation of performance.

This Product is suitable for investors who are seeking*	Riskometer
<ul style="list-style-type: none"> To generate long term capital appreciation. Investment in small cap companies with growth potential. 	<p>Investors understand that their principal will be at moderately high risk</p>
<p>*Investors should consult their financial advisers if in doubt about whether the product is suitable for them</p>	

SCHEME SNAPSHOT

INVESTMENT OBJECTIVE

The investment objective of the Scheme is to generate Capital Appreciation by investing predominantly in a well-diversified portfolio of Equity Shares with growth potential. This income may be complemented by possible dividend and other income.

DATE OF ALLOTMENT

March 31, 2000

FUND MANAGER

Rochan Pattanayak (Equity)
Vasav Sahgal (Equity)

NAV as on 30 April 2020

Dividend	11.1276
Dividend Option-Direct Plan	11.0863
Growth	80.3555
Growth Option-Direct Plan	83.0189

MINIMUM INVESTMENT

100/- and multiple of Re. 1/-

TOTAL EXPENSE RATIO

Regular	2.48%
Direct	0.57%

LOAD STRUCTURE

Entry	Nil
Exit	Nil
Lock-in of 3 years being ELSS	

VOLATILITY MEASURES (3 Years)

Standard Deviation *	14%
R- Squared	0.72
Beta*	0.89
Sharpe Ratio*	-0.08

*Standard Deviation, Sharpe Ratio & Beta are calculated on annualised basis using 3 years history of monthly returns; risk free rate assumed to be 5.96% for calculating Sharpe Ratio (calculated based on annualised CRISIL CBLO Index returns over 3 years)

PORTFOLIO TURNOVER RATIO

(1 Year) 3.43 Times

FUND SIZE

9.54 Crore

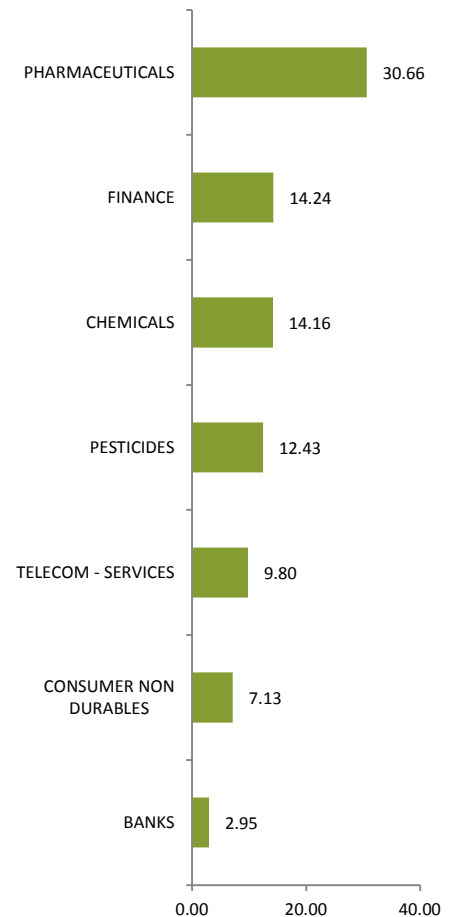
BENCHMARK INDEX

NIFTY 50 TRI

PORTFOLIO TOP HOLDING

STOCK/ INSTRUMENT	% TO NAV
BHARTI AIRTEL LIMITED	9.80
BAYER CROPSCIENCE	8.26
SBI LIFE INSURANCE COMPANY LIMITED	7.37
NIPPON LIFE INDIA ASSET MANAGEMENT	6.87
BIOCON	6.01
GODREJ AGROVET LIMITED	5.72
SUMITOMO CHEMICAL INDIA LIMITED	4.89
STRIDES PHARMA SCIENCE	4.82
VINATI ORGANICS	4.38
CADILA HEALTHCARE	4.11
TOTAL OF TOP 10 HOLDING	62.23
EQUITY & EQUITY RELATED	91.38
CASH & CASH EQUIVALENT	8.63
GRAND TOTAL	100

INDUSTRY/ SECTOR ALLOCATION (%)



Period	Scheme Return (%)	Benchmark Return (%)	Value of ₹10,000 invested	
			Scheme	Benchmark
6 Month	-17.58%	-16.70%	8,242	8,330
Last 1 Year	-13.59%	-14.92%	8,641	8,508
Last 3 Years	-0.57%	3.33%	9,830	11,034
Last 5 Years	6.75%	5.16%	13,860	12,863
Since Inception	10.93%	11.61%	80,338	90,817

Past performance may or may not be sustained in the future. Returns greater than 1 year period are compounded annualized (CAGR). Load is not taken into consideration for computation of performance.

<p>This Product is suitable for investors who are seeking*</p> <ul style="list-style-type: none"> To generate long term capital appreciation. Investment in equity and equity related instruments. 	<p>Riskometer</p> <p>Investors understand that their principal will be at moderately high risk</p>
<p>*Investors should consult their financial advisers if in doubt about whether the product is suitable for them</p>	

SCHEME SNAPSHOT

INVESTMENT OBJECTIVE

The primary investment objective of the scheme is to seek to generate capital appreciation & provide long-term growth opportunities by investing in a portfolio of Mid Cap companies. There is no assurance that the investment objective of the Scheme will be realized.

DATE OF ALLOTMENT

March 09, 2001

FUND MANAGER

Rochan Pattnayak (Equity)
Vasav Sahgal (Equity)
Sanjeev Sharma (Debt)

NAV as on 30 April 2020

Dividend	17.8712
Dividend Option-Direct Plan	18.3087
Growth	50.4865
Growth Option-Direct Plan	51.9138

MINIMUM INVESTMENT

100/- and multiple of Re. 1/-

TOTAL EXPENSE RATIO

Regular	2.48%
Direct	0.57%

LOAD STRUCTURE

Entry	Nil
Exit	1% if exit <= 1 Year

VOLATILITY MEASURES (3 Years)

Standard Deviation *	20.47%
R- Squared	0.89
Beta*	0.78
Sharpe Ratio*	-0.23

*Standard Deviation, Sharpe Ratio & Beta are calculated on annualised basis using 3 years history of monthly returns; risk free rate assumed to be 5.96% for calculating Sharpe Ratio (calculated based on annualised CRISIL CBLO Index returns over 3 years)

PORTFOLIO TURNOVER RATIO

(1 Year) 3.04 Times

FUND SIZE 9.66 Crore

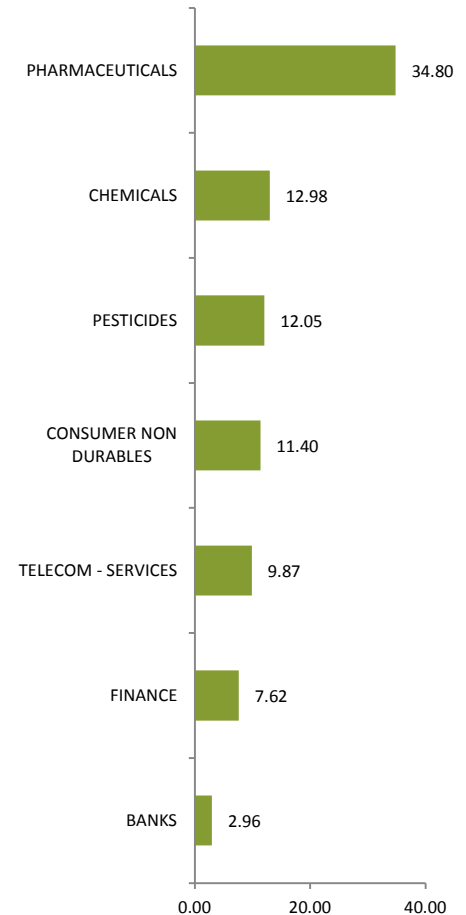
BENCHMARK INDEX

NIFTY MID CAP 150 TRI

PORTFOLIO TOP HOLDING

STOCK/ INSTRUMENT	% TO NAV
BAYER CROPSCIENCE	10.55
GODREJ AGROVET LIMITED	9.99
BHARTI AIRTEL LIMITED	9.87
GLAXOSMITHKLINE PHARMACEUTICALS	9.49
VINATI ORGANICS	7.83
CADILA HEALTHCARE	6.98
NATCO PHARMA	6.70
ALEMBIC PHARMACEUTICALS LIMITED	5.56
AARTI INDUSTRIES	5.02
NIPPON LIFE INDIA ASSET MANAGEMENT	4.65
TOTAL OF TOP 10 HOLDING	76.63
EQUITY & EQUITY RELATED	91.67
CASH & CASH EQUIVALENT	8.33
GRAND TOTAL	100

INDUSTRY/ SECTOR ALLOCATION (%)



Period	Scheme Return (%)	Benchmark Return (%)	Value of ₹10,000 invested	
			Scheme	Benchmark
6 Month	-10.53%	-16.57%	8,947	8,343
Last 1 Year	-9.38%	-17.20%	9,062	8,280
Last 3 Years	1.03%	-3.97%	10,312	8,856
Last 5 Years	1.91%	5.35%	10,995	12,978
Since Inception	8.83%	N/A	50,473	N/A

Past performance may or may not be sustained in the future. Returns greater than 1 year period are compounded annualized (CAGR). Load is not taken into consideration for computation of performance.

This Product is suitable for investors who are seeking*	Riskometer
<ul style="list-style-type: none"> To generate long term capital appreciation. Investment in mid cap companies with growth potential. 	<p>Investors understand that their principal will be at moderately high risk</p>
<p>*Investors should consult their financial advisers if in doubt about whether the product is suitable for them</p>	

SCHEME SNAPSHOT

INVESTMENT OBJECTIVE

The primary investment objective of the scheme is to seek to generate capital appreciation & provide long-term growth opportunities by investing in a portfolio of Large Cap and Mid Cap companies. There is no assurance that the investment objective of the Scheme will be realized.

DATE OF ALLOTMENT

December 12, 2006

FUND MANAGER

Rochan Pattanayak (Equity)
Vasav Sahgal (Equity)
Sanjeev Sharma (Debt)

NAV as on 30 April 2020

Bonus Option	35.1868
Bonus Option-Direct Plan	35.1868
Dividend Option	21.3624
Dividend Option-Direct Plan	16.7351
Growth Option	35.1948
Growth Option-Direct Plan	35.8537

MINIMUM INVESTMENT

100/- and multiple of Re. 1/-

TOTAL EXPENSE RATIO

Regular	2.48%
Direct	2.38%

LOAD STRUCTURE

Entry	Nil
Exit	1% if exit <= 1 Year

VOLATILITY MEASURES (3 Years)

Standard Deviation *	17.79%
R- Squared	0.87
Beta*	0.75
Sharpe Ratio*	-0.37

*Standard Deviation, Sharpe Ratio & Beta are calculated on annualised basis using 3 years history of monthly returns; risk free rate assumed to be 5.96% for calculating Sharpe Ratio (calculated based on annualised CRISIL CBLO Index returns over 3 years)

PORTFOLIO TURNOVER RATIO

(1 Year) 3.37 Times

FUND SIZE 3.92 Crore

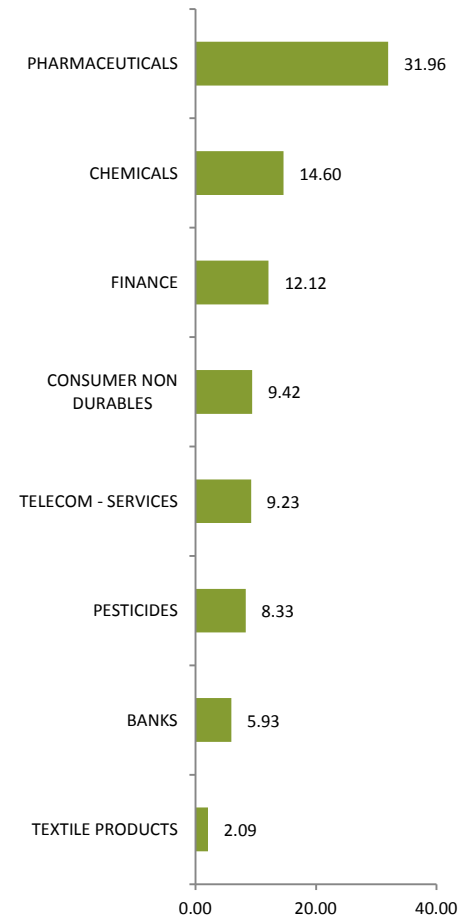
BENCHMARK INDEX

NIFTY LARGE MIDCAP 250 TRI

PORTFOLIO TOP HOLDING


STOCK/ INSTRUMENT	% TO NAV
BHARTI AIRTEL LIMITED	9.23
VINATI ORGANICS	8.46
BAYER CROPSCIENCE	8.33
BIOCON	7.76
SBI LIFE INSURANCE COMPANY LIMITED	7.28
AARTI INDUSTRIES	6.12
HDFC BANK	5.93
CADILA HEALTHCARE	5.82
GLAXOSMITHKLINE PHARMACEUTICALS	5.78
GODREJ AGROVET LIMITED	5.07
TOTAL OF TOP 10 HOLDING	69.78
EQUITY & EQUITY RELATED	93.68
CASH & CASH EQUIVALENT	6.31
GRAND TOTAL	100

INDUSTRY/ SECTOR ALLOCATION (%)



Period	Scheme Return (%)	Benchmark Return (%)	Value of ₹10,000 invested	
			Scheme	Benchmark
6 Month	-9.15%	-16.44%	9,085	8,356
Last 1 Year	-3.04%	-15.80%	9,696	8,420
Last 3 Years	-0.73%	-0.65%	9,782	9,806
Last 5 Years	7.50%	5.48%	14,357	13,057
Since Inception	9.86%	9.83%	35,186	35,050

Past performance may or may not be sustained in the future. Returns greater than 1 year period are compounded annualized (CAGR). Load is not taken into consideration for computation of performance.

This Product is suitable for investors who are seeking*	Riskometer
<ul style="list-style-type: none"> To generate long term capital appreciation. Investment predominantly in large cap & mid cap companies with growth potential. 	 <p>Investors understand that their principal will be at moderately high risk</p>
<p>*Investors should consult their financial advisers if in doubt about whether the product is suitable for them</p>	

SCHEME SNAPSHOT

INVESTMENT OBJECTIVE

The primary investment objective of the scheme is to seek to generate capital appreciation & provide long-term growth opportunities by investing in a focused portfolio of Large Cap – ‘blue chip’ – companies. There is no assurance that the investment objective of the Scheme will be realized.

DATE OF ALLOTMENT

August 25, 2008

FUND MANAGER

Rochan Pattanayak (Equity)
Vasav Sahgal (Equity)
Sanjeev Sharma (Debt)

NAV as on 30 April 2020

Dividend Option	20.3393
Dividend Option-Direct Plan	16.2655
Growth Option	27.5131
Growth Option-Direct Plan	27.8073

MINIMUM INVESTMENT

100/- and multiple of Re. 1/-

TOTAL EXPENSE RATIO

Regular	2.48%
Direct	0.57%

LOAD STRUCTURE

Entry	Nil
Exit	1% if exit <= 1 Year

VOLATILITY MEASURES (3 Years)

Standard Deviation *	19.37%
R- Squared	0.84
Beta*	0.87
Sharpe Ratio*	-0.34

*Standard Deviation, Sharpe Ratio & Beta are calculated on annualised basis using 3 years history of monthly returns; risk free rate assumed to be 5.96% for calculating Sharpe Ratio (calculated based on annualised CRISIL CBLO Index returns over 3 years)

PORTFOLIO TURNOVER RATIO

(1 Year) 3.52 Times

FUND SIZE 4.12 Crore

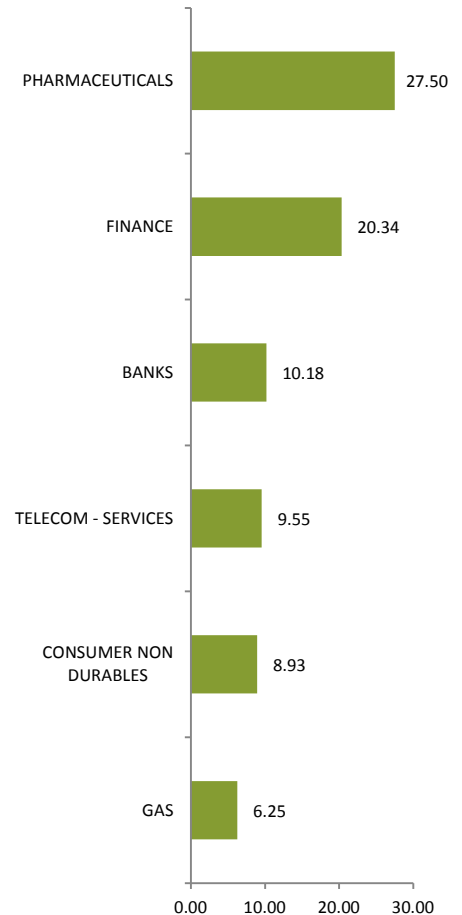
BENCHMARK INDEX

NIFTY 100 TRI

PORTFOLIO TOP HOLDING

STOCK/ INSTRUMENT	% TO NAV
HDFC BANK	10.18
BHARTI AIRTEL LIMITED	9.55
BIOCON	9.27
SBI LIFE INSURANCE COMPANY LIMITED	9.08
ALEMBIC PHARMACEUTICALS LIMITED	8.53
GODREJ CONSUMER PRODUCTS LIMITED	6.97
PETRONET LNG	6.25
TORRENT PHARMACEUTICALS	5.46
NIPPON LIFE INDIA ASSET MANAGEMENT	5.39
HDFC LIFE INSURANCE CO	2.94
TOTAL OF TOP 10 HOLDING	73.62
EQUITY & EQUITY RELATED	82.75
CASH & CASH EQUIVALENT	17.26
GRAND TOTAL	100

INDUSTRY/ SECTOR ALLOCATION (%)



Period	Scheme Return (%)	Benchmark Return (%)	Value of ₹10,000 invested	
			Scheme	Benchmark
6 Month	-17.52%	-16.55%	8,248	8,345
Last 1 Year	-12.69%	-14.58%	8,731	8,542
Last 3 Years	-0.91%	2.55%	9,729	10,786
Last 5 Years	4.67%	5.37%	12,564	12,986
Since Inception	9.05%	9.26%	27,514	28,129

Past performance may or may not be sustained in the future. Returns greater than 1 year period are compounded annualized (CAGR). Load is not taken into consideration for computation of performance.

This Product is suitable for investors who are seeking*	Riskometer
<ul style="list-style-type: none"> To generate long term capital appreciation. Investment in large cap - ‘Blue chip’ companies with growth potential. 	<p>Investors understand that their principal will be at moderately high risk.</p>
<p>*Investors should consult their financial advisers if in doubt about whether the product is suitable for them</p>	

SCHEME SNAPSHOT

INVESTMENT OBJECTIVE

The investment objective of the scheme is to generate capital appreciation & provide long-term growth opportunities by investing in instruments across the three asset classes viz. Equity, Debt and Commodity. There is no assurance that the investment objective of the Scheme will be realized.

DATE OF ALLOTMENT

April 04, 2001

FUND MANAGER

Sanjeev Sharma (Debt)
Rochan Pattnayak (Equity)
Vasav Sahgal (Equity)
Nikunj Pherwani (Commodity)

NAV as on 30 April 2020

Dividend	31.6157
Dividend Option-Direct Plan	31.7523
Growth	34.5364
Growth Option-Direct Plan	34.4411

MINIMUM INVESTMENT

100/- and multiple of Re. 1/-

TOTAL EXPENSE RATIO

Regular	2.48%
Direct	2.38%

LOAD STRUCTURE

Entry	Nil
Exit	Nil

Average Maturity	36 Days
Modified Duration	34 Days
Yield to Maturity	4.82%

PORTFOLIO TURNOVER RATIO

(1 Year) 1.46 Times

FUND SIZE 1.00 Crore

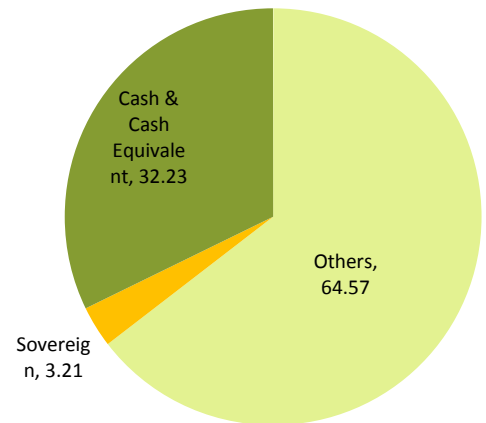
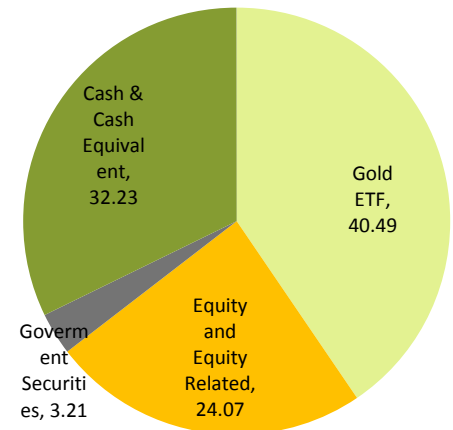
BENCHMARK INDEX

1/3 NIFTY 50 INDEX + 1/3 CRISIL COMPOSITE BOND FUND INDEX +1/3 INR PRICE OF GOLD FUTURE NEAR-MONTH PRICE ON MCX

PORTFOLIO TOP HOLDING

Stock/ Instrument	% TO NAV
BHAGERIA INDUSTRIES LIMITED	9.54
STRIDES PHARMA SCIENCE LTD	4.84
MIRZA INTERNATIONAL LIMITED	4.01
CLARIANT CHEMICALS (INDIA) LTD	3.41
MSTC LTD	2.28
TOTAL EQUITY & EQUITY RELATED	24.07
HDFC MF - GOLD ETF - GROWTH	11.69
KOTAK MUTUAL FUND - GOLD ETF	10.14
NIPPON INDIA ETF GOLD BEES	9.30
SBI-ETF GOLD	8.86
ADITYA BIRLA SUN LIFE GOLD ETF - GROWTH	0.49
TOTAL EXCHANGE TRADED FUNDS	40.49
7.16% GOI 2023 Sovereign	3.21
TOTAL GOVERNMENT SECURITIES	3.21
EQUITY & EQUITY RELATED	70.31
CASH & CASH EQUIVALENT	32.23
GRAND TOTAL	100.00

ASSET ALLOCATION (%)



Period	Scheme Return (%)	Benchmark Return (%)	Value of ₹10,000 invested	
			Scheme	Benchmark
6 Month	-15.04%	-0.91%	8,496	9,909
Last 1 Year	-6.15%	9.23%	9,385	10,923
Last 3 Years	0.78%	7.94%	10,237	12,575
Last 5 Years	3.97%	7.04%	12,150	14,055
Since Inception	5.17%	N/A	26,138	N/A

Past performance may or may not be sustained in the future. Returns greater than 1 year period are compounded annualized (CAGR). Load is not taken into consideration for computation of performance.

This Product is suitable for investors who are seeking*	Riskometer
<ul style="list-style-type: none"> To generate income & capital appreciation in the long term. Investment in instruments across the three asset classes viz Equity, Debt and Commodity. 	<p>Investors understand that their principal will be at moderate low risk</p>
<p>*Investors should consult their financial advisers if in doubt about whether the product is suitable for them</p>	

SCHEME SNAPSHOT

INVESTMENT OBJECTIVE

The investment objective of the scheme is to generate income/capital appreciation by investing primarily in equity and equity related instruments with a moderate exposure to debt securities & money market instruments. There is no assurance that the investment objective of the Scheme will be realized.

DATE OF ALLOTMENT

April 04, 2001

FUND MANAGER

Sanjeev Sharma (Debt)
Rochan Pattanayak (Equity)
Vasav Sahgal (Equity)

NAV as on 30 April 2020

Dividend	16.6246
Dividend Option-Direct Plan	17.2042
Growth	120.5805
Growth Option-Direct Plan	124.0965

MINIMUM INVESTMENT

100/- and multiple of Re. 1/-

TOTAL EXPENSE RATIO

Regular	2.48%
Direct	0.57%

LOAD STRUCTURE

Entry	Nil
Exit	1% if exit <= 1 Year

VOLATILITY MEASURES (3 Years)

Standard Deviation *	15.54%
R- Squared	0.89
Beta*	1.08
Sharpe Ratio*	-0.28

*Standard Deviation, Sharpe Ratio & Beta are calculated on annualised basis using 3 years history of monthly returns; risk free rate assumed to be 5.96% for calculating Sharpe Ratio (calculated based on annualised CRISIL CBLO Index returns over 3 years)

PORTFOLIO TURNOVER RATIO

(1 Year) 2.72 Times

FUND SIZE 1.75 Crore

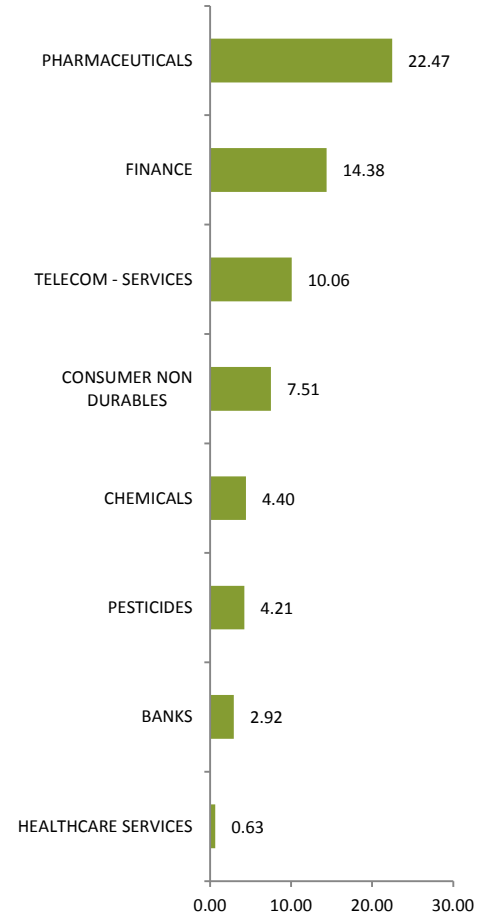
BENCHMARK INDEX

CRISIL HYBRID AGGRESSIVE INDEX

PORTFOLIO TOP HOLDING

Stock/ Instrument	% TO NAV
BHARTI AIRTEL LIMITED	10.06
SBI LIFE INSURANCE COMPANY LIMITED	8.15
BIOCON	7.59
ALEMBIC PHARMACEUTICALS LIMITED	6.59
NIPPON LIFE INDIA ASSET MANAGEMENT	6.24
VINATI ORGANICS	4.40
GODREJ CONSUMER PRODUCTS LIMITED	4.25
GODREJ AGROVET LIMITED	3.26
HDFC BANK	2.92
GLAXOSMITHKLINE PHARMACEUTICALS	2.89
TOTAL OF TOP 10 HOLDING	56.33
DEBT INSTRUMENTS	31.33
EQUITY & EQUITY RELATED	66.59
CASH & CASH EQUIVALENT	2.07
GRAND TOTAL	100

INDUSTRY/ SECTOR ALLOCATION (%)



Period	Scheme Return (%)	Benchmark Return (%)	Value of ₹10,000 invested	
			Scheme	Benchmark
6 Month	-16.38%	-8.05%	8,362	9,195
Last 1 Year	-11.92%	-4.16%	8,808	9,584
Last 3 Years	1.45%	4.71%	10,440	11,480
Last 5 Years	3.86%	7.03%	12,087	14,042
Since Inception	13.94%	N/A	1,20,551	N/A

Past performance may or may not be sustained in the future. Returns greater than 1 year period are compounded annualized (CAGR). Load is not taken into consideration for computation of performance.

This Product is suitable for investors who are seeking*	Riskometer
<ul style="list-style-type: none"> To generate capital appreciation & current income. Investment in equity and equity related instruments, debt and money market instruments. 	<p>Investors understand that their principal will be at moderately high risk</p>
<p>*Investors should consult their financial advisers if in doubt about whether the product is suitable for them</p>	

SCHEME SNAPSHOT

INVESTMENT OBJECTIVE

The primary investment objective of the scheme is to seek to generate capital appreciation & provide long-term growth opportunities by investing in a portfolio of Infrastructure focused companies. There is no assurance that the investment objective of the Scheme will be realized.

DATE OF ALLOTMENT

September 21, 2007

FUND MANAGER

Rochan Pattnayak (Equity)
Vasav Sahgal (Equity)

NAV as on 30 April 2020

Dividend	6.4991
Dividend Option-Direct Plan	6.7043
Growth	6.5211
Growth Option-Direct Plan	6.7271

MINIMUM INVESTMENT

100/- and multiple of Re. 1/-

TOTAL EXPENSE RATIO

Regular	2.48%
Direct	0.57%

LOAD STRUCTURE

Entry	Nil
Exit	1% if exit <= 1 Year

VOLATILITY MEASURES (3 Years)

Standard Deviation *	25.08%
R- Squared	0.88
Beta*	1.02
Sharpe Ratio*	-0.50

*Standard Deviation, Sharpe Ratio & Beta are calculated on annualised basis using 3 years history of monthly returns; risk free rate assumed to be 5.96% for calculating Sharpe Ratio (calculated based on annualised CRISIL CBLO Index returns over 3 years)

PORTFOLIO TURNOVER RATIO

(1 Year) 3.28 Times

FUND SIZE 1.19 Crore

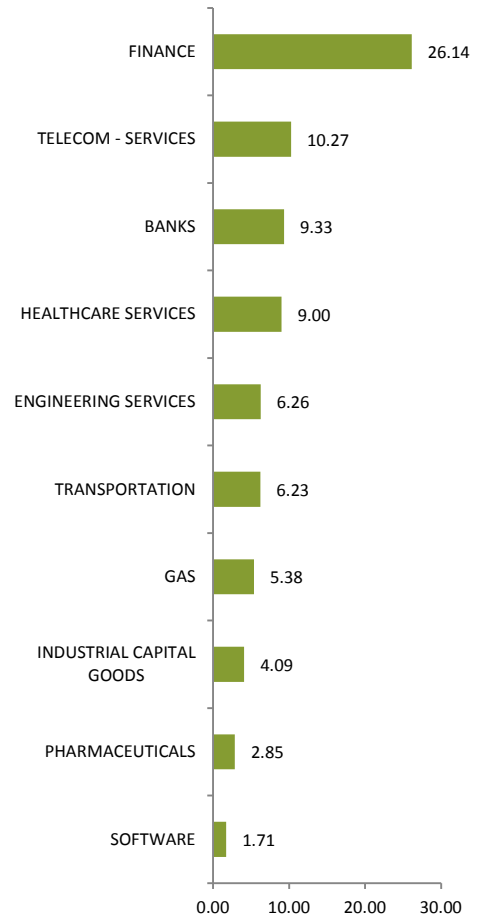
BENCHMARK INDEX

NIFTY INFRASTRUCTURE TRI

PORTFOLIO TOP HOLDING


STOCK/ INSTRUMENT	% TO NAV
BHARTI AIRTEL LIMITED	10.27
ICICI LOMBARD GENERAL INSURANCE COMPANY	9.75
HDFC BANK	9.33
METROPOLIS HEALTHCARE	9.00
NIPPON LIFE INDIA ASSET MANAGEMENT	6.64
DREDGING CORPORATION OF INDIA	6.26
CONTAINER CORPORATION OF INDIA	6.23
SBI LIFE INSURANCE COMPANY LIMITED	5.80
PETRONET LNG	5.38
BHARAT ELECTRONICS	4.09
TOTAL OF TOP 10 HOLDING	72.74
EQUITY & EQUITY RELATED	81.26
CASH & CASH EQUIVALENT	18.75
GRAND TOTAL	100

INDUSTRY/ SECTOR ALLOCATION (%)



Period	Scheme Return (%)	Benchmark Return (%)	Value of ₹10,000 invested	
			Scheme	Benchmark
6 Month	-29.32%	-16.41%	7,068	8,359
Last 1 Year	-25.47%	-9.55%	7,453	9,045
Last 3 Years	-6.70%	-3.66%	8,122	8,941
Last 5 Years	-1.61%	-1.11%	9,219	9,458
Since Inception	-3.33%	-2.44%	6,521	7,320

Past performance may or may not be sustained in the future. Returns greater than 1 year period are compounded annualized (CAGR). Load is not taken into consideration for computation of performance.

This Product is suitable for investors who are seeking*	Riskometer
<ul style="list-style-type: none"> To generate long term capital appreciation. Investment in equity and equity related instruments of companies in the infrastructure sector. 	 <p>Investors understand that their principal will be at high risk</p>
<p>*Investors should consult their financial advisers if in doubt about whether the product is suitable for them</p>	

SCHEME SNAPSHOT

INVESTMENT OBJECTIVE

The primary investment objective of the scheme is to seek to generate capital appreciation & provide long-term growth opportunities by investing in a portfolio of Consumption driven companies. There is no assurance that the investment objective of the Scheme will be realized.

DATE OF ALLOTMENT

October 15, 2008

FUND MANAGER

Rochan Pattanayak (Equity)

Vasav Sahgal (Equity)

NAV as on 30 April 2020

Dividend	15.4727
Dividend Option-Direct Plan	15.5566
Growth	21.6108
Growth Option-Direct Plan	22.8305

MINIMUM INVESTMENT

100/- and multiple of Re. 1/-

TOTAL EXPENSE RATIO

Regular	2.48%
Direct	0.57%

LOAD STRUCTURE

Entry	Nil
Exit	1% if exit <= 1 Year

VOLATILITY MEASURES (3 Years)

Standard Deviation *	18.76%
R- Squared	0.70
Beta*	0.86
Sharpe Ratio*	-0.52

*Standard Deviation, Sharpe Ratio & Beta are calculated on annualised basis using 3 years history of monthly returns; risk free rate assumed to be 5.96% for calculating Sharpe Ratio (calculated based on annualised CRISIL CBLO Index returns over 3 years)

PORTFOLIO TURNOVER RATIO

(1 Year) 2.77 Times

FUND SIZE

0.61 Crore

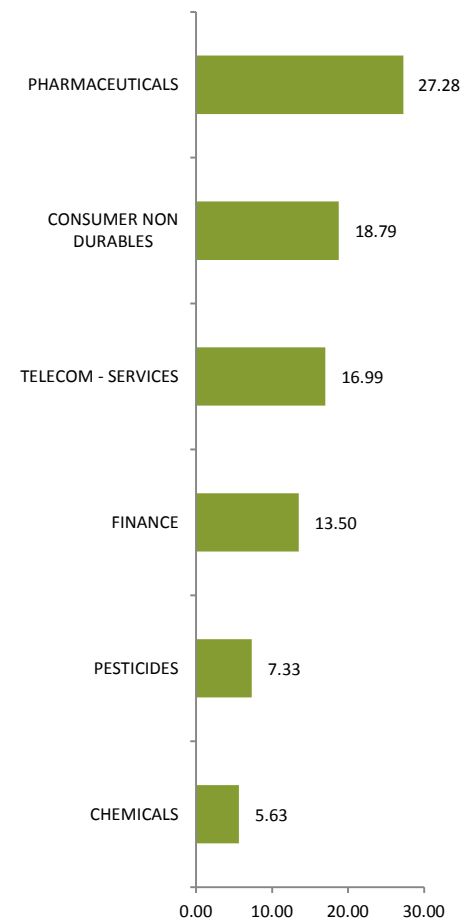
BENCHMARK INDEX

NIFTY INDIA CONSUMPTION TRI

PORTFOLIO TOP HOLDING

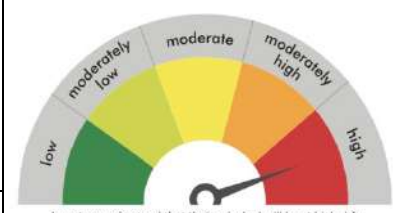
STOCK/ INSTRUMENT	% TO NAV
GODREJ AGROVET LIMITED	9.90
BHARTI AIRTEL LIMITED	9.86
BIOCON	8.92
GODREJ CONSUMER PRODUCTS LIMITED	8.89
ALEMBIC PHARMACEUTICALS LIMITED	8.76
SBI LIFE INSURANCE COMPANY LIMITED	7.48
VODAFONE IDEA	7.13
GLAXOSMITHKLINE PHARMACEUTICALS	6.90
NIPPON LIFE INDIA ASSET MANAGEMENT	6.03
BAYER CROPSCIENCE	4.25
TOTAL OF TOP 10 HOLDING	78.12
EQUITY & EQUITY RELATED	89.53
CASH & CASH EQUIVALENT	10.46
GRAND TOTAL	100

INDUSTRY/ SECTOR ALLOCATION (%)



Period	Scheme Return (%)	Benchmark Return (%)	Value of ₹10,000 invested	
			Scheme	Benchmark
6 Month	-15.04%	-12.41%	8,496	8,759
Last 1 Year	-16.45%	-4.99%	8,355	9,501
Last 3 Years	-4.01%	4.45%	8,843	11,395
Last 5 Years	4.97%	7.78%	12,743	14,541
Since Inception	6.91%	14.32%	21,611	46,876

Past performance may or may not be sustained in the future. Returns greater than 1 year period are compounded annualized (CAGR). Load is not taken into consideration for computation of performance.

This Product is suitable for investors who are seeking*	Riskometer
<ul style="list-style-type: none"> To generate long term capital appreciation. Investment in equity & equity-related instruments of companies likely to benefit from the consumption theme. 	 <p>Investors understand that their principal will be at high risk</p>
*Investors should consult their financial advisers if in doubt about whether the product is suitable for them	

SCHEME SNAPSHOT

INVESTMENT OBJECTIVE

The investment objective of the scheme is to generate income / capital appreciation through a portfolio comprising money market and debt instruments. There is no assurance that the investment objective of the Scheme will be realized.

DATE OF ALLOTMENT

June 01, 1998

FUND MANAGER

Sanjeev Sharma (Debt)
Rochan Pattanayak (Equity)
Vasav Sahgal (Equity)

NAV as on 30 April 2020

Bonus	32.9317
Bonus Option-Direct Plan	32.9317
Dividend	11.9184
Dividend Option-Direct Plan	12.1199
Growth	62.6148
Growth Option-Direct Plan	63.4919

MINIMUM INVESTMENT

100/- and multiple of Re. 1/-

TOTAL EXPENSE RATIO

Regular	0.21%
Direct	0.11%

LOAD STRUCTURE

Entry	Nil
Exit	Nil

Average Maturity	159 Days
Modified Duration	151 Days
Yield to Maturity	5.46%

FUND SIZE 20.26 Crore

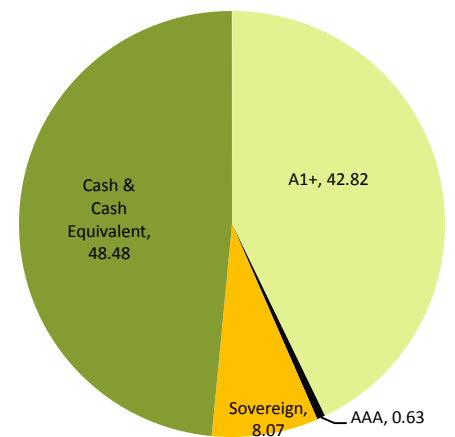
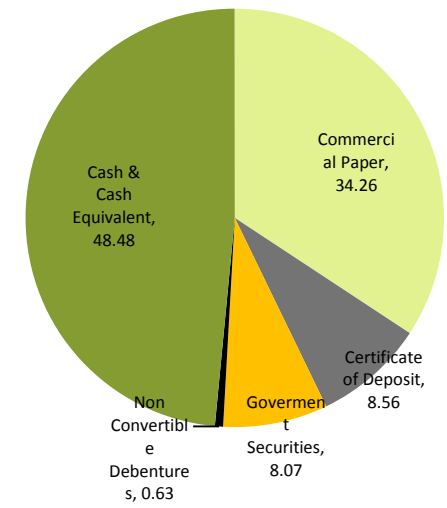
BENCHMARK INDEX

I-SEC MI-BEX

PORTFOLIO TOP HOLDING

INSTRUMENT	RATING	% TO NAV
JM FINANCIAL SERVICES LTD. CP 050520	A1+	8.63
BIRLA GROUP HOLDING PVT LTD CP 05 JUN 20	A1+	8.57
APL APOLLO TUBES LTD CP MAT 29-JUN-2020	A1+	8.55
TIME TECHNOPLAST LIMITED CP 30-JUNE-2020	A1+	8.51
TOTAL COMMERCIAL PAPER		34.26
INDUSIND BANK LIMITED CD 23-JUN-2020	A1+	8.56
TOTAL CERTIFICATE OF DEPOSIT		8.56
7.16% GOI 2023	Sovereign	5.36
8.23% GOI 2027	Sovereign	2.70
TOTAL GOVERNMENT SECURITIES		8.07
9.95% STATE BANK OF INDIA NCD 2026	AAA	0.63
TOTAL NON CONVERTIBLE DEBENTURES		0.63
CASH & CASH EQUIVALENT		48.48
GRAND TOTAL		100.00

RATING PROFILE/ ASSET ALLOCATION (%)



Period	Scheme Return (%)	Benchmark Return (%)	Value of ₹10,000 invested	
			Scheme	Benchmark
6 Month	3.06%	6.29%	10,306	10,629
Last 1 Year	6.14%	14.12%	10,614	11,412
Last 3 Years	4.55%	9.37%	11,429	13,082
Last 5 Years	6.17%	9.49%	13,488	15,736
Since Inception	8.73%	N/A	62,595	N/A

Past performance may or may not be sustained in the future. Returns greater than 1 year period are compounded annualized (CAGR). Load is not taken into consideration for computation of performance.

This Product is suitable for investors who are seeking*	Riskometer
<ul style="list-style-type: none"> To generate income and capital appreciation over the long term. Investment in debt & and money market instruments. 	<p>Investors understand that their principal will be at moderately low risk</p>
<p>*Investors should consult their financial advisers if in doubt about whether the product is suitable for them</p>	

SCHEME SNAPSHOT

INVESTMENT OBJECTIVE

The investment objective of the scheme is to generate income through a portfolio comprising money market and debt instruments. There is no assurance that the investment objective of the Scheme will be realized.

DATE OF ALLOTMENT

December 29, 2005

FUND MANAGER

Sanjeev Sharma (Debt)

NAV as on 30 April 2020

Dividend Option	16.8365
Dividend Option-Direct Plan	16.8544
Growth Option	31.2426
Growth Option-Direct Plan	31.5182

MINIMUM INVESTMENT

100/- and multiple of Re. 1/-

TOTAL EXPENSE RATIO

Regular	0.21%
Direct	0.11%

LOAD STRUCTURE

Entry	Nil
Exit	Nil

Average Maturity	18 Days
Modified Duration	17 Days
Yield to Maturity	5.24%

FUND SIZE	20.15 Crore
-----------	-------------

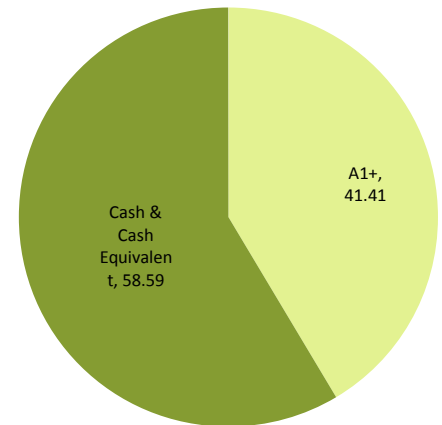
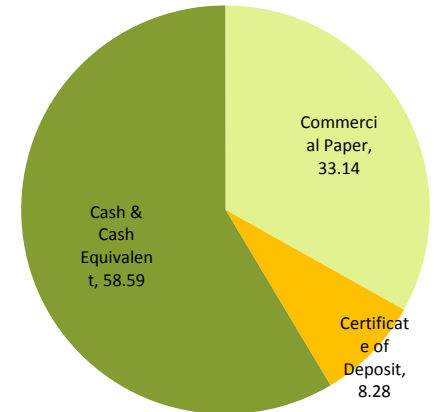
BENCHMARK INDEX

CRISIL MONEY MARKET INDEX

PORTFOLIO TOP HOLDING

Company	Rating	% To NAV
JM FINANCIAL SERVICES LTD CP 050520	A1+	8.35
BIRLA GROUP HOLDING PVT LTD CP 05 JUN 20	A1+	8.29
APL APOLLO TUBES LTD CP MAT 29-JUN-2020	A1+	8.27
TIME TECHNOPLAST LIMITED CP 30-JUNE-2020	A1+	8.23
TOTAL COMMERCIAL PAPER		33.14
INDUSIND BANK LIMITED CD 23-JUN-2020	A1+	8.28
TOTAL CERTIFICATE OF DEPOSIT		8.28
CASH & CASH EQUIVALENT		58.59
GRAND TOTAL		100.00

RATING PROFILE/ ASSET ALLOCATION (%)



Period	Scheme Return (%)	Benchmark Return (%)	Value of ₹10,000 invested	
			Scheme	Benchmark
3 Month	1.30%	1.67%	10,130	10,167
6 Month	2.96%	3.18%	10,296	10,318
Last 1 Year	6.95%	7.17%	10,695	10,717
Last 3 Years	7.10%	7.40%	12,286	12,389
Last 5 Years	7.70%	7.66%	14,488	14,461
Since Inception	8.27%	9.27%	31,254	35,673

Past performance may or may not be sustained in the future. Returns greater than 1 year period are compounded annualized (CAGR). Load is not taken into consideration for computation of performance.

This Product is suitable for investors who are seeking*	Riskometer
<ul style="list-style-type: none"> To generate income over the short term. Investment in debt securities and money market Instruments. 	<p>Investors understand that their principal will be at moderately low risk</p>
<p>*Investors should consult their financial advisers if in doubt about whether the product is suitable for them</p>	

Dividend History

quant Active Fund		
Period	Record Date	Dividend ₹ Per Unit
2017-2018	26-Feb-18	1.50
2016-2017	1-Mar-17	1.50
2015-2016	2-Feb-16	1.00

quant Large & Mid Cap Fund		
Period	Record Date	Dividend ₹ Per Unit
2018-2019	6-Aug-18	0.60
2017-2018	26-Feb-18	0.45
2017-2018	27-Dec-17	0.45
2017-2018	26-Sep-17	0.45
2017-2018	20-Jun-17	0.45
2016-2017	30-Mar-17	0.45
2016-2017	1-Jan-17	0.45
2016-2017	27-Sep-16	0.45
2016-2017	21-Jun-16	0.45
2015-2016	29-Feb-16	0.45
2015-2016	4-Nov-15	0.45

quant Small Cap Fund		
Period	Record Date	Dividend ₹ Per Unit
2017-2018	26-Feb-18	0.09
2017-2018	28-Jan-18	0.09
2017-2018	27-Dec-17	0.09
2017-2018	7-Dec-17	0.09
2017-2018	1-Nov-17	0.09
2017-2018	2-Oct-17	0.09
2017-2018	26-Sep-17	0.10
2017-2018	29-Aug-17	0.10
2017-2018	23-Jul-17	0.10
2017-2018	20-Jun-17	0.10
2017-2018	28-May-17	0.10
2017-2018	5-May-17	0.10
2016-2017	30-Mar-17	0.10
2016-2017	1-Mar-17	0.10
2016-2017	30-Jan-17	0.10
2016-2017	1-Jan-17	0.10
2016-2017	5-Dec-16	0.10
2016-2017	1-Nov-16	0.10
2016-2017	27-Sep-16	0.10
2016-2017	30-Aug-16	0.10
2016-2017	24-Jul-16	0.10
2016-2017	21-Jun-16	0.10
2016-2017	29-May-16	0.10
2016-2017	5-May-16	0.10
2015-2016	28-Mar-16	0.10
2015-2016	29-Feb-16	0.10
2015-2016	2-Feb-16	0.10
2015-2016	28-Dec-15	0.10
2015-2016	2-Dec-15	0.10
2015-2016	4-Nov-15	0.10
2015-2016	29-Sep-15	0.10
2015-2016	1-Sep-15	0.10
2015-2016	30-Jul-15	0.10

2015-2016	1-Jul-15	0.10
2015-2016	21-May-15	0.10
2015-2016	5-May-15	0.10

quant Focused Fund		
Period	Record Date	Dividend ₹ Per Unit
2017-2018	26-Feb-18	2.0
2016-2017	1-Mar-17	2.0
2015-2016	2-Feb-16	2.5

quant Tax Plan		
Period	Record Date	Dividend ₹ Per Unit
2017-2018	26-Feb-18	1.50
2017-2018	26-Sep-17	1.25
2016-2017	1-Mar-17	1.50
2016-2017	27-Sep-16	1.25

quant Liquid Plan		
Period	Record Date	Dividend ₹ Per Unit
2019-2020	30-Apr-20	0.05
2019-2020	31-Mar-20	0.01
2019-2020	28-Feb-20	0.07
2019-2020	28-Jan-20	0.07
2019-2020	31-Dec-19	0.09
2019-2020	26-Nov-19	0.08
2019-2020	29-Oct-19	0.09
2019-2020	24-Sept-19	0.07
2019-2020	27-Aug-19	0.08
2019-2020	30-July-19	0.10
2019-2020	25-June-19	0.08
2019-2020	28-May-19	0.09
2019-2020	30-Apr-19	0.10
2018-2019	26-Mar-19	0.09
2018-2019	26-Feb-19	0.09
2018-2019	29-Jan-19	0.10
2018-2019	31-Dec-18	0.09
2018-2019	27-Nov-18	0.09
2018-2019	30-Oct-18	0.06
2018-2019	24-Sep-18	0.08
2018-2019	27-Aug-18	0.08
2018-2019	30-Jul-18	0.10
2018-2019	25-Jun-18	0.08
2018-2019	28-May-18	0.09
2018-2019	23-Apr-18	0.08
2017-2018	26-Mar-18	0.08
2017-2018	26-Feb-18	0.07
2017-2018	29-Jan-18	0.09
2017-2018	25-Dec-17	0.07
2017-2018	27-Nov-17	0.07
2017-2018	30-Oct-17	0.09
2017-2018	25-Sep-17	0.08
2017-2018	28-Aug-17	0.10
2017-2018	24-Jul-17	0.09
2017-2018	26-Jun-17	0.09
2017-2018	29-May-17	0.12

2017-2018	25-Apr-17	0.09
2016-2017	28-Mar-17	0.08
2016-2017	27-Feb-17	0.07
2016-2017	30-Jan-17	0.10
2016-2017	26-Nov-16	0.08
2016-2017	28-Nov-16	0.10
2016-2017	24-Oct-16	0.085
2016-2017	26-Sep-16	0.08
2016-2017	29-Aug-16	0.10
2016-2017	25-Jul-16	0.09
2016-2017	27-Jun-16	0.09
2016-2017	30-May-16	0.12
2016-2017	25-Apr-16	0.09
2015-2016	27-Apr-15	0.10
2015-2016	25-May-15	0.10
2015-2016	29-Jun-15	0.12
2015-2016	27-Jul-15	0.10
2015-2016	24-Aug-15	0.10
2015-2016	28-Sep-15	0.11
2015-2016	26-Oct-15	0.10
2015-2016	23-Nov-15	0.09
2015-2016	28-Dec-15	0.11
2015-2016	26-Jan-16	0.09
2015-2016	22-Feb-16	0.09
2015-2016	28-Mar-16	0.12

quant Money Market Fund		
Period	Record Date	Dividend ₹ Per Unit
2017-2018	26-Feb-18	0.10
2017-2018	28-Jan-18	0.10
2017-2018	27-Dec-17	0.10
2017-2018	7-Dec-17	0.10
2017-2018	1-Nov-17	0.10
2017-2018	2-Oct-17	0.10
2017-2018	26-Sep-17	0.11
2017-2018	29-Aug-17	0.11
2017-2018	23-Jul-17	0.11
2017-2018	20-Jun-17	0.11
2017-2018	28-May-17	0.11
2017-2018	5-May-17	0.11
2016-2017	30-Mar-17	0.105
2016-2017	1-Mar-17	0.105
2016-2017	30-Jan-17	0.11
2016-2017	1-Jan-17	0.11
2016-2017	5-Dec-16	0.11
2016-2017	1-Nov-16	0.11
2016-2017	27-Sep-16	0.11
2016-2017	30-Aug-16	0.11
2016-2017	24-Jul-16	0.11
2016-2017	21-Jun-16	0.11
2016-2017	29-May-16	0.11
2016-2017	5-May-16	0.11
2015-2016	28-Mar-16	0.11
2015-2016	29-Feb-16	0.11
2015-2016	2-Feb-16	0.11
2015-2016	28-Dec-15	0.11
2015-2016	2-Dec-15	0.11
2015-2016	4-Nov-15	0.11
2015-2016	29-Sep-15	0.11
2015-2016	1-Sep-15	0.11
2015-2016	30-Jul-15	0.11
2015-2016	1-Jul-15	0.11
2015-2016	21-May-15	0.11
2015-2016	5-May-15	0.11

2015-2016	2-Feb-16	0.11
2015-2016	28-Dec-15	0.11
2015-2016	2-Dec-15	0.11
2015-2016	4-Nov-15	0.11
2015-2016	29-Sep-15	0.11
2015-2016	1-Sep-15	0.11
2015-2016	30-Jul-15	0.11
2015-2016	1-Jul-15	0.11
2015-2016	21-May-15	0.11
2015-2016	5-May-15	0.11

quant Dynamic Bond		
Period	Record Date	Dividend ₹ Per Unit
2017-2018	28-Jan-18	0.08
2017-2018	27-Dec-17	0.08
2017-2018	7-Dec-17	0.08
2017-2018	1-Nov-17	0.08
2017-2018	2-Oct-17	0.08
2017-2018	26-Sep-17	0.092
2017-2018	29-Aug-17	0.092
2017-2018	23-Jul-17	0.092
2017-2018	20-Jun-17	0.092
2017-2018	28-May-17	0.092
2017-2018	5-May-17	0.092
2016-2017	30-Mar-17	0.09
2016-2017	1-Mar-17	0.09
2016-2017	30-Jan-17	0.092
2016-2017	1-Jan-17	0.092
2016-2017	5-Dec-16	0.092
2016-2017	1-Nov-16	0.092
2016-2017	27-Sep-16	0.092
2016-2017	30-Aug-16	0.092
2016-2017	24-Jul-16	0.092
2016-2017	21-Jun-16	0.092
2016-2017	29-May-16	0.092
2016-2017	5-May-16	0.092
2015-2016	28-Mar-16	0.092
2015-2016	29-Feb-16	0.092
2015-2016	2-Feb-16	0.092
2015-2016	28-Dec-15	0.092
2015-2016	2-Dec-15	0.092
2015-2016	4-Nov-15	0.092
2015-2016	29-Sep-15	0.092
2015-2016	1-Sep-15	0.092
2015-2016	30-Jul-15	0.092
2015-2016	1-Jul-15	0.092
2015-2016	21-May-15	0.092
2015-2016	5-May-15	0.092

quant Multi Asset Fund		
Period	Record Date	Dividend ₹ Per Unit
2017-2018	26-Feb-18	1.50
2016-2017	1-Mar-17	1.50
2015-2016	2-Feb-16	1.00

Past performance may or may not be sustained in the future. There is no assurance or guarantee to Unit holders as to rate/quantum of dividend distribution or that the dividends will be paid regularly. All dividends are on face value of ₹ 10 per Unit.

Please log on to www.quantmutual.com for record date-wise listing of dividends declared.

<p>Sharpe Ratio</p> <p>Sharpe Ratio is a risk to reward ratio, it measures portfolio returns generated in excess to the investment in risk-free asset, for per unit of total risk taken. While, positive Sharpe ratio indicates, portfolio compensating investors with excess returns (over risk-free rate) for the commensurate risk taken; negative Sharpe ratio indicates, investors are better off investing in risk-free assets.</p> <p>Beta</p> <p>Beta of a portfolio is a number indicating the relation between portfolio returns with that of the market index i.e. it measure the volatility, or systematic risk, of a portfolio in comparison to the market as a whole.</p> <p>Modified Duration</p> <p>A formula that expresses the measurable change in the value of a security in response to a change in interest rates. Modified duration of portfolio can be used to anticipate the change in market value of portfolio for every change in portfolio yield.</p> <p>R Squared</p> <p>It is a statistical measure of how closely the portfolio returns are correlated with its benchmark.</p>	<p>Standard Deviation</p> <p>A statistical measure that defines expected volatility/risk associated with a portfolio. This explains the variation/deviation from the average returns delivered by the portfolio. A higher standard deviation means higher volatility (risk) and a lower standard deviation means lower volatility</p> <p>Risk Free Return</p> <p>The theoretical rate of return of an investment with safest (zero risk) investment in a country.</p> <p>Total Expense Ratio</p> <p>Total expenses charged to scheme for the month expressed as a percentage to average monthly net assets.</p> <p>Average Maturity</p> <p>Weighted average maturity of the securities in scheme.</p> <p>Portfolio Yield (Yield To Maturity)</p> <p>Weighted average yield of the securities in scheme portfolio.</p>
--	--

How to read factsheet

<p>Fund Manager</p> <p>An employee of the asset management company such as a mutual fund or life insurer, who manages investments of the scheme. He is usually part of a larger team of fund managers and research analysts.</p> <p>Application Amount for Fresh Subscription</p> <p>This is the minimum investment amount for a new investor in a mutual fund scheme.</p> <p>Minimum Additional Amount</p> <p>This is the minimum investment amount for an existing investor in a mutual fund scheme.</p> <p>Yield to Maturity</p> <p>The Yield to Maturity or the YTM is the rate of return anticipated on a bond if held until maturity. YTM is expressed as an annual rate. The YTM factors in the bond's current market price, par value, coupon interest rate and time to maturity.</p> <p>SIP</p> <p>Systematic Investment Plan (SIP) works on the principle of making periodic investments of a fixed sum. It works similar to a recurring bank deposit. For instance, an investor may opt for an SIP that invests ₹500 every 15th of the month in an equity fund for a period of three years.</p> <p>NAV</p> <p>The NAV or the net asset value is the total asset value per unit of the mutual fund after deducting all related and permissible expenses.</p> <p>AUM</p> <p>AUM or assets under management refers to the recent / updated cumulative market value of investments managed by a mutual fund.</p> <p>Modified Duration</p> <p>Modified duration is the price sensitivity and the percentage change in price for a unit change in yield.</p>	<p>Rating Profile</p> <p>Mutual funds invest in securities after evaluating their creditworthiness as disclosed by the ratings. A depiction of the mutual fund in various investments based on their ratings becomes the rating profile of the fund. Typically, this is a feature of debt funds.</p> <p>Benchmark</p> <p>A group of securities, usually a market index, whose performance is used as a standard or benchmark to measure investment performance of mutual funds, among other investments. Some typical benchmarks include the NIFTY, Sensex, BSE200, BSE500, 10-Year Gsec</p> <p>Entry Load</p> <p>A mutual fund may have a sales charge or load at the time of entry and/or exit to compensate the distributor/agent. Entry load is charged at the time an investor purchases the units of a mutual fund. The entry load is added to the prevailing NAV at the time of investment. For instance, if the NAV is ₹100 and the entry load is 1%, the investor will enter the fund at ₹101. (Note SEBI, vide circular dated June 30, 2009 has abolished entry load and mandated that the upfront commission to distributors will be paid by the investor directly to the distributor, based on his assessment of various factors including the service rendered by the distributor).</p> <p>Exit Load</p> <p>Exit load is charged at the time an investor redeems the units of a mutual fund. The exit load is reduced from the prevailing NAV at the time of redemption. The investor will receive redemption proceed at net value of NAV less Exit Load. For instance if the NAV is ₹100 and the exit load is 1%, the investor will receive ₹99.</p>
---	--



Asset Management Company (AMC) Location

→ MUMBAI (Registered Office)

quant Money Managers

6th Floor, Sea Breeze Building,

Appasaheb Marathe Marg, Prabhadevi, Mumbai - 400 025.

Tel.: 022-6295 5000

→ AHMEDABAD

quant Money Managers

537, Iscon Emprio, Next to Star Bazar,

Jodhpur Cross Road, Satellite, Ahmedabad - 380015.

Tel.: +9179489 13875

→ BANGALORE

quant Money Managers

Residential Representative

Tel.: +91 98860 25553

→ NEW DELHI

quant Money Managers

Regus Grandeur, Mezzanine Floor, Shivaji Stadium Metro Station,

Baba Kharak Singh Marg, New Delhi-110001


Tel.: 011-6127 3122

Point of Service (POS Location)

KARVY COMPUTERSHARE PRIVATE LIMITED

Agartala: Bidurkarta Chowmuhani, J N Bari Road, Tripura (West), Agartala - 799001. **Agra:** 1st Floor, Deepak Wasan Plaza, Behind Holiday Inn, Opp Megdoot Furnitures, Sanjay Place, Agra - 282002. **Ahmedabad:** 201/202 Shail, Opp: Madhusudan House, Navrangpura, Ahmedabad - 380006. **Ajmer:** S. No. 1 & 2, 2Nd Floor, Ajmer Tower, Kutchery Road, Ajmer - 305001. **Akola:** Yamuna Tarang Complex, Shop No 30, Ground Floor, N. H. No- 06, Akola, Akola - 444004. **Aligarh:** 1st Floor, Kumar Plaza, Aligarh - 202001. **Allahabad:** RSA Towers, 2nd Floor, Above Sony Tv Showroom, 57, S P Marg, Civil Lines, Allahabad - 211001. **Alleppy:** X1V 172, JP Towers, Mullaackal, KSRTC Bus Stand, Alleppy - 688011. **Alwar:** 101, Saurabh Tower, Opp. Uit, Near Bhagat Singh Circle, Road No. 2, Alwar - 301001. **Ambala:** 6349, Nicholson Road, Adjacent Kos Hospitalambala Cant, Ambala - 133001. **Amravati:** Shop No 13 & 27, Gulshan Plaza, Badnera Road, Near Bhartiya Mahavidyalaya, Rajapeth, Amravati - 444605. **Amritsar:** 72-A, Taylor's Road, Opp Aga Heritage Club, Amritsar - 143001. **Anand:** B-42 Vaibhav Commercial Center, Nr Tvs Down Town Show Room, Grid Char Rasta, Anand - 380001. **Ananthapur:** #15/149, 1st Floor, S R Towers, Subash Road, Opp. To Lalitha Kala Parishad, Anantapur - 515001. **Ankleshwar:** L/2 Keval Shopping Center, Old National Highway, Ankleshwar - 393002. **Asansol:** 114/71 G T Road, Near Sony Centre, Bhanga Pachil, Asansol - 713303. **Aurangabad:** Ramkunj Niwas, Railway Station Road, Near Osmanpura Circle, Aurangabad - 431005. **Azamgarh:** 1st Floor, Alkal Building, Opp. Nagari Palika Civil Line, Azamgarh - 276001. **Balalore:** Gopalgaon, M.S Das Street, Gopalgaon, Balasore, Orissa, Balasore - 756001. **Bangalore:** 59, Skanda Puttanna Road, Basavanagudi, Bangalore - 560004. **Bankura:** Ambika Market Complex (Ground Floor), Nutanganj, Post & Dist Bankura, Bankura - 722101. **Bareilly:** 1st Floor, 165, Civil Lines opp. Hotel Bareilly Palace, Near Railway Station, Bareilly - 243001. **Barhampore (Wb):** Thakur Market Complex, Gorabazar, Post Berhampore, Dist-Murshidabad, 72 No Nayasarak Road, Barhampore (Wb) - 742101. **Baroda:** Sb-5, Mangaldeep Complex, Opp. Masonic Hall, Productivity Road, Alkapuri, Baroda - 390007. **Begusarai:** Near Hotel Diamond Surbhi Complex, O.C Township Gate, Kapasiya Chowk, Begusarai - 851117. **Belgaum:** CTS No 3939/ A2 A1, Above Raymonds Show Room | Beside Harsha Appliances, Club Road, Belgaum - 590001. **Bellary:** No. 1, Kbh Colony, Gandhi Nagar, Bellary - 583103. **Berhampur (Or):** 3rd Lane Dharam Nagar, Opp - Divya Nandan Kalyan Mandap, Near Lohiya Motor, Orissa, Berhampur (Or) - 760001. **Betul:** 107, 1st Floor, Hotel Utkarsh, | J. H. College Road, Betul - 460001. **Bhagalpur:** 2Nd Floor, Chandralok Complex, Ghantagarh, Radha Rani Sinha Road, Bhagalpur - 812001. **Bharuch:** Shop No 147-148, Aditya Complex, Near Kasak Circle, Bharuch - 392001. **Bhatinda:** #2047-A 2Nd Floor, The Mall Road, Above Max New York Life Insurance, New Delhi - 151001. **Bhavnagar:** G-11 Giranjali Complex, Beside Bhavnagar Municipal Corporation & Collector Office, Kalanala, Bhavnagar - 364001. **Bhilai:** Shop No -1, First Floor, Plot No -1, Commercial Complex, Nehru Nagar - East, Bhilai - 490020. **Bhilwara:** Shop No 27-28, 1st Floor, Heera Panna Market, Pur Road, Bhilwara - 311001. **Bhopal:** Kay Kay Business Centre, 133, Zone I, Mp Nagar, Above City Bank, Bhopal - 462011. **Bhubaneswar:** A/181, Back Side Of Shivam Honda Show Room, Saheed Nagar, Bhubaneswar - 751007. **Bikaner:** 70-71, 2Nd Floor | Dr.Chahar Building, Panchsati Circle, Sadul Ganj, Bikaner - 334001. **Bilaspur:** Shop No-201 & 202, 1st Floor, V R Plaza, Link Road, Bilaspur, C. G. Bilaspur - 495001. **Bokaro:** B-1, 1st Floor, City Centre, Sector - 4, Near Sona Chandi Jewellers, Bokaro - 827004. **Burdwan:** 63 Gt Road, Halder Complex 1st Floor, Burdwan - 713101. **Calicut:** Iind Floor Soubhagya Shopping Complex, Arayidathpalam, Mavoor Road, Calicut - 673004. **Chandigarh:** Sco-371-3725, Above Hdfc Bank, Sector 35-B, Chandigarh - 160036. **Chandrapur:** Shop No-6, Office No-2 1st Floor, Rauts Raghuvanshi Complex, Beside Azad Garden Main Road, Chandrapur - 442402. **Chennai:** F-11, Akshaya Plaza, 1st Floor, 108, Adhithanar Salai, Egmore, Opp To Chief Metropolitan Court, Chennai - 600002. **Chinsura:** J C Ghosh Saranu, Bhanga Gara, Chinsurah, Hooghly, Chinsurah - 712101. **Cochin:** Ali Arcade, 1st Floor, Kizhavana Road, Panampilly Nagar, Near Atlantis Junction, Ernakulam - 682036. **Coimbatore:** 1057/1058 Jaya Enclave, 2nd Floor, Avinash Road, Coimbatore - 641018. **Cuttack:** Po - Buxi Bazar, Cuttack, Opp Dargha Bazar, Dargha Bazar, Cuttack - 753001. **Darbhanga:** Jaya Complex, 2Nd Floor, Above Furniture Planet, Donar, Chowk, Darbhanga - 846003. **Davangere:** 376/2, 4th Main, 8th Cross, P J Extn, Davangere - 577002. **Dehradun:** Kaulagarh Road, Near Sirmaur Margabove, Reliance Webworld, Dehradun - 248001. **Deoria:** 1st Floor, 1st Floor, Opp. Zila Panchayat, Civil Lines, Deoria - 274001. **Dewas:** 27 Rmo House, Station Road, Above Maa Chamunda Gaes Agency, Dewas - 455001. **Dhanbad:** 208 New Market 2Nd Floor, Bank More, Dhanbad - 826001. **Dharwad:** G, 7&8 Banashankari Avenue, Opp Nttf,, P B Road, Dharwad - 580001. **Dhule:** Ashoka Estate, Shop No. 14/A, Upper Ground Floor, Sakri Road, Opp. Santoshi Mata Mandir, Dhule - 424001. **Dindigul:** No : 9 Old No: 4/B, New Agraharam, Palani Road, Dindigul - 624001. **Durgapur:** 1st Floor, Old Dutta Automobile Bldg, Nachan Road, Benachity, Durgapur - 713213. **Eluru:** D.No: 23B-5-93/1, Savithri Complex, Edaravari Street, Near Dr.Prabhavathi Hospital, R. R. Pet, Eluru - 534002. **Erode:** No: 4, Veerappan Traders Complex, KMY Salai, Sathy Road, Opp. Erode Bus Stand, Erode - 638003. **Faridabad:** A-2B, 1st Floor, Nehru Groundint, Faridabad - 121001. **Ferozpur:** The Mall Road, Chawla Bulding, 1st Floor, Opp. Centrail Jail, Near Hanuman Mandir, Ferozepur - 152002. **Gandhidham:** 203 2Nd Floor, Bhagwati Chamber, Kutchkala Road, Gandhidham - 370201. **Gandhinagar:** Plot No - 945/2, Sector - 7/C, Opp Pathika, Gandhinagar - 382007. **Gaya:** 1st Floor Lal Bhawan, Tower Chowk, Near Kiran Cinema, Gaya - 823001. **Ghaziabad:** 1st Floor-7, Lohia Nagar, Ghaziabad - 201001. **Ghazipur:** 2Nd Floor, Shubhra Hotel Complex, Mahaubagh, Ghazipur - 233001. **Gonda:** Shri Market, Sahabgunj, Station Road, Gonda - 271001. **Gorakhpur:** Above V. I. P. Houseajacent, A.D. Girls College, Bank Road, Gorakpur - 273001. **Gulbarga:** Cts No 2913 1st Floor, Asian Towers, Jagath Station Main Road, Next To Adithya Hotel, Gulbarga - 585105. **Guntur:** D No 6-10-27, Srinilayam, Arundelpet, 10/1, Guntur - 522002. **Gurgaon:** Shop No.18, Ground Floor, Sector - 14, Opp. Akd Tower, Near Huda Office, Gurgaon - 122001. **Guwahati:** 54 Sagarika Bhawan 2Nd Floor, R G Barooah Road, Aidc, Near Baskin Robbins, Guwahati - 781024. **Gwalior:** 37/38, Lashkar, Mlb Roadshinde Ki Chhawani, Near Nadi Gate Pul, Gwalior - 474001. **Haldwani:** Above Kapilaz, Sweet House, Opp Lic Building, Hili Kotthi, Haldwani - 263139. **Haridwar:** 8, Govind Puri, Opp. LIC - 2, Above Vijay Bank, Main Road, Ranipur More, Haridwar - 249401. **Hassan:** St Anthony's Complex, Ground Floor, H.N. Pura Road, Hassan - 573201. **Hissar:** Sco-71, 1st Floor, Red Square Market, Hissar - 125001. **Hoshiarpur:** 1st Floor, The Mall Tower, Opp Kapila Hospital, Sutheri Road, Hoshiarpur - 146001. **Hubli:** 22Nd & 23Rd, 3Rd Floor, Eureka Junction, Travellers Bungalow, Hubli - 580029. **Hyderabad:** 8-2-596, Avenue 4, Karvy Plaza, Street No 1, Banjara Hills, Hyderabad - 500034. **Indore:** 213 B City Center, M.G. Road, Opp. High Court, Indore - 452001. **Jabalpur:** Grover Chamber, 43 Naya Bazar Malviya Chowk, Opp Shyam Market, Jabalpur - 482002. **Jaipur:** S16/A Iind Floor, Land Mark Building Opp Jai Club, Mahaver Marg C Scheme, Jaipur - 302001. **Jalandhar:** Arora Prime Tower, Lower Ground Floor, Office No 3 Plot No 28, Jalandhar - 144001. **Jalgaon:** 113, Navi Peth, B/H Mahalaxmi Dairy, Jalgaon - 425001. **Jalpaiguri:** D B C Road Opp Nirala Hotel, Opp Nirala Hotel, Jalpaiguri - 735101. **Jammu:** 5 A/D Extension 2, Near Panama Chowk Petrol Pump, Panama Chowk, Jammu - 180012. **Jamnagar:** 108 Madhav Palaza, Opp Sbi Bank, Nr Lal Bungalow, Jamnagar - 361001. **Jamshedpur:** Kanchan Tower, 3Rd Floor, Main Road, Bistupur, Near Traffic Signal, Jamshedpur - 831001. **Jaunpur:** R N Complex, 1-1-9-G, In Front Of Pathak Honda, Ummapur, Jaunpur - 222002. **Jhansi:** 371/01, Narayan Plaza, Gwalior Road, Near Jeevan Shah Chauraha, Jhansi - 284001. **Jodhpur:** 203, Modi Arcade, Chopasni Road , Jodhpur - 342001. **Junagadh:** 124-125 Punit Shopping Center, M.G Road, Ranavav Chowk, Junagadh - 362001. **Kannur:** 2 Nd Floor, Prabhath Complex, Fort Road, Nr. Ici Bank, Kannur - 670001. **Kanpur:** 15/46, B, Ground Floor, Opp: Muir Mills, Civil Lines, Kanpur - 208001. **Karaiikudi:** Gopi Arcade, 100 Feet Road, Karaiikudi - 630001. **Karimnagar:** H.No.4-2-130/131, Above Union Bank, Jafri Road, Rajeev Chowk, Karimnagar - 505001. **Karnal:** 18/369, Char Chaman, Kunjpura Road, Behind Miglani Hospital, Karnal - 132001. **Karur:** No.6, old No.1304, Thiru-vi-ka Road, Near G.R. Kalyan Mahal, Karur - 639001. **Kharagpur:** 180 Malancha Road, Beside Axis Bank, Kharagpur - 721304. **Kolhapur:** 605/1/4 E Ward, Shahupuri 2nd Lane, Laxmi Niwas, Near Sultane Chambers, Kolhapur - 416001. **Kolkata:** 166 A Rashbihari Avenue 2Nd Floor, Opp - Fortish Hospital, Kolkata - 700029. **Kollam:** Sree Vigneswara Bhavan, Shastri Junction, Kollam - 691001. **Korba:** 1st Floor, 35, Indira Complex, P. Nagar, Korba - 495677. **Kota:** 29, 1st Floor, Near Lala Lajpat Rai Circle, Shopping Centre, Kota - 324007. **Kottayam:** 1st Floor Csiacension Square, Railway Station Road, Collectorate P O, Kottayam - 686002. **Kuttur:** Shop No.43, 1st Floor, S V Complex, Railway Station Road, Near Sbi Main Branch, Kurnool - 518004. **Lucknow:** 24, Prem Nagar, Ashok Marg, Lucknow - 226001. **Ludhiana:** Sco - 136, 1st Floor Above Airtel Showroom, Feroze Gandhi Market, Ludhiana - 141001. **Madurai:** Rakesh towers, 30-C, 1st floor, Bye pass Road, Opp Nagappa motors, Madurai - 625010. **Malappuram:** First Floor, Cholakkal Building, Near U P School, Up Hill, Malappuram - 676505. **Malda:** Sahis Tuli, Under Ward No.6, No.1 Govt Colony, English Bazar Municipality, Malda - 732101. **Mandi:** 149/11, School Bazaar, Mandi - 175001. **Mangalore:** Mahendra Arcade Opp Court Road, Karangal Padi, Mangalore - 575003. **Margao:** 2Nd Floor, Dalal Commercial Complex, Pajifond, Margao - 403601. **Mathura:** Ambey Crown, Iind Floor, In Front Of Bsa College, Gaushala Road, Mathura - 281001. **Meerut:** 1st Floor, Medge Centreopp Icci Bank, Hapur Road Near Bachha Park, Meerut - 250002. **Mehsana:** Ul/47 Apollo Enclave, Opp Simandhar Temple, Modhera Cross Road, Mehsana - 384002. **Mirzapur:** Girja Sadan, Dawari Gunj, Mirzapur - 231001. **Moga:** 1st Floor, Dutt Road, Mandir Wali Gali, Civil Lines, Barar Ghar, Moga - 142001. **Moradabad:** Om Arcade, Parker Road, Above Syndicate Bank, Chowk Tari Khana, Moradabad - 244001. **Morena:** Moti Palace, Near Ramjanki Mandir, Near Ramjanki Mandir, Morena - 476001. **Mumbai:** 24/B, Raja Bahadur Compound, Ambalal Doshi Marg, Behind Bse Bldg, Fort - 400001. **Muzaffarpur:** I St Floor, Uma Market, Thana Gumtimoti Jheel, Muzaffarpur - 842001. **Mysore:** L-350, Silver Tower, Ashoka Road, Opp. Clock Tower, Mysore - 570001. **Nadiad:** 104/105, Near Paras Cinema, City Plot Nadiad, Nadiad - 387001. **Nagercoil:** 3A, South Car Street, Nagercoil - 629001. **Nagpur:** Plot No 2/1 House No 102/1, Mata Mandir Road, Mangaldeep Apartment Opp Khandelwal Jewellers, Dharampeth, Nagpur - 440010. **Namakkal:** 105/2, Arun Towers, Paramathi Street, Namakkal - 637001. **Nanded:** Shop No.4, Santakripa Market, G G Road, Opp. Bank Of India, Nanded - 431601. **Nasik:** S-12, Sujyot Sankul, Sharanpur Road, Near Rajiv Gandhi Bhavan, Nasik - 422002. **Navsari:** 1/1 Chinmay Arcade, Opp Sattapir Rd, Tower Rd, Mavsari - 396445. **Nellore:** 16-2-230, Room No : 27, 2Nd Floor, Keizhen Heights, Gandhi Nagar, Pogathota, Nellore - 524001. **New Delhi:** 305 New Delhi House, 27 Barakhamba Road, New Delhi - 110001. **Nizamabad:** H No:5-6-430, A Bove Bank Of Baroda First Floor, Beside Hdfc Bank, Hyderabad Road, Nizamabad - 503003. **Noida:** 307 Jaipuria Plazad 68 A, 2Nd Floor, Opp Delhi Public School, Sector 26, Noida - 201301. **Palghat:** No: 20 & 21, Metro Complex H.P.O.Road Palakkad, H.P.O.Road, Palakkad - 678001. **Panipat:** 1st Floor,, Krishna Tower, Above Amertex, G.T. Road, Panipat - 132103. **Panjim:** City Business Centre, Coelho Pereira Building, Room No 18, 19 & 20, Dada Vaidya Road, Panjim - 403001. **Pathankot:** 1st Floor, 9 A, Improvement Trust Building, Patel Chowk, Pathankot - 145001. **Patiala:** Sco 27 D, Chotti Baradari, Near Car Bazaar, Patiala - 147001. **Patna:** 3A, 3Rd Floor Anand Tower, Exhibition Road, Opp Icci Bank, Patna - 800001. **Pollachi:** S S Complex, New Scheme Road, Pollachi - 642002. **Pondicherry:** No:7, Thiayagaraja Street, Pondicherry - 605001. **Proddatur:** Shop No:4, Araveti Complex, Mydukur Road, Beside Syndicate Bank, Proddatur - 516360. **Pudukottai:** Sundaram Masilamani Towers, Ts No. 5476 - 5479, Pm Road, Old Tirumayam Salai, Near Anna Statue, Jublie Arts, Pudukottai - 622001. **Pune:** Office # 16, Ground Floor, Shrinhath Plaza, Near Dyaneshwar Paduka Chowk, F C Road, Pune - 411005. **Raipur:** 2 & 3 Lower Level, Millenium Plaza, Room No. L1 & 3, Behind Indian Coffee House, Raipur - 492001. **Rajahmundry:** D.No.6-1-4, Rangachary Street, T. Nagar, Near Axis Bank Street, Rajahmundry - 533101. **Rajapalayam:** Sri Ganapathy Complex, 14B/15/18, T P Mills Road, Rajapalayam - 626117. **Rajkot:** 104, Siddhi Vinayak Com. Opp Ramkrishna Ashram, Dr Yagnik Road, Rajkot - 360001. **Ranchi:** Room No 307 3Rd Floor, Commerce Tower, Beside Mahabir Tower, Ranchi - 834001. **Ratlam:** 1 Nagpal Bhawan, Free Ganj Road , Do Batti, Near Nokia Care,

Ratlam - 457001. **Renukoot:** Shop No.18, Near Complex Birla Market, Renukoot - 231217. **Rewa:** 1st Floor, Angoori Building, Besides Allahabad Bank, Trans University Road, Civil Lines, Rewa - 485001. **Rohtak:** 1st Floor, Ashoka Plaza, Delhi Road, Rohtak - 124001. **Roorkee:** Shree Ashadeep Complex, 16, Civil Lines, Near Income Tax Office, Roorkee - 247667. **Rourkela:** 1st Floor Sandhu Complex, Kachery Road, Uditnagar, Rourekla - 769012. **Sagar:** Above Poshak Garments, 5 Civil Lines, Infront Of Income Tax Office, Sagar - 470002. **Saharanpur:** 18 Mission Market, Court Road, Saharanpur - 247001. **Salem:** No:40, 2nd Floor, Brindavan Road, Fairlands, Near Perumal Koil, Salem - 636016. **Sambalpur:** Ground Floor Quality Mission, Sambalpur - 768001. **Satna:** 1st Floor, Gopal Complex, Near Bus Stand, Rewa Road, Satna - 485001. **Shaktinagar:** 1St/A-375, V V Colony, Dist Sonebhadra, Shaktinagar - 231222. **Shillong:** Annex Mani Bhawan, Lower Thana Road, Near R K M Lp School, Shillong - 793001. **Shimla:** Triveni Building, By Pas Chowkhhallini, Shimla - 171002. **Shimoga:** Udaya Ravi Complex, LLR Road, Durgi Gudi, Shimoga - 577201. **Shivpuri:** 1st Floor, M.P.R.P. Building, Near Bank Of India, Shivpuri - 473551. **Sikar:** First Floor, Super Tower, Behind Ram Mandir Near Taparya Bagichi, Sikar - 332001. **Silchar:** N.N. Dutta Road, Chowchakra Complex, Premtala, Silchar - 788001. **Siliguri:** Nanak Complex, Sevoke Road, Siliguri - 734001. **Sitapur:** 12/12-A Sura Complex, Arya Nagar Opp, Mal Godam, Sitapur - 261001. **Sivakasi:** 363, Thiruthangal Road, Opp: TNEB, Sivakasi - 626123. **Solan:** Sahni Bhawan, Adjacent Anand Cinema Complex, The Mall, Solan - 173212. **Solapur:** Block No 06, Vaman Nagar, Opp D-Mart, Jule Solapur - 413004. **Sonepat:** 205 R Model Town, Above Central Bank Of India, Sonepat - 131001. **Sri Ganganagar:** 35E Block, Opp: Sheetla Mata Vaateka Sri Ganganagar, Sri Ganganagar - 335001. **Srikakulam:** D.No-4-1-28/1, Venkateswara Colony, Near Income Tax Office, Srikakulam - 532001. **Sultanpur:** Rama Shankar Complex, Civil Lines, Faizabad Road, Sultanpur - 228001. **Surat:** G-5 Empire State Buliding, Nr Udhna Darwaja, Ring Road, Surat - 395002. **Thanjavur:** No. 70, Nalliah Complex, Srinivasam Pillai Road, Tanjore - 613001. **Thodupuzha:** First Floor, Pulimoottil Pioneer, Pala Road, Thodupuzha - 685584. **Tirunelveli:** 55/18, Jeney Building, S N Road, Near Aravind Eye Hospital, Tirunelveli - 627001. **Tirupathi:** Flot No: 16, 1st Floor, R C Road, Near Palani Theater, Tirupathi - 517501. **Tirupur:** First floor, 224 A, Kamaraj Road, Opp to Cotton market complex, Tirupur - 641604. **Tiruvalla:** 2Nd Floor, Erinjery Complex, Ramanchira, Opp Axis Bank, Thiruvalla - 689107. **Trichur:** 2Nd Floor, Brothers Complex, Naikkanal Junction, Shornur Road, Near Dhanalakshmi Bank H O, Thrissur - 680001. **Trichy:** 60, Sri Krishna Arcade, Thennur High Road, Trichy - 620017. **Trivandrum:** 2Nd Floor, Akshaya Tower, Sasthamangalam, Trivandrum - 695010. **Tuticorin:** 4 - B, A34 - A37, Mangalmal Mani Nagar, Opp. Rajaji Park, Palayamkottai Road, Tuticorin - 628003. **Udaipur:** 201-202, Madhav Chambers, Opp G P O, Chetak Circle, Udaipur - 313001. **Ujjain:** 101 Aashta Tower, 13/1 Dhanwantri Marg, Freeganj, Ujjain - 456010. **Valsad:** Shop No 2, Phiroza Corner, Opp Next Show Room, Tithal Road, Valsad - 396001. **Vapi:** Shop No-12, Ground Floor, Sheetal Appatment, Near K P Tower, Vapi - 396195. **Varanasi:** D-64/132, 1st Floor, Anant Complex, Sigra, Varanashi - 221010. **Vellore:** 1, M N R Arcade, Officers Line, Krishna Nagar, Vellore - 632001. **Vijayanagaram:** Soubhagya, 19-6-1/3, 2Nd Floor, Near Fort Branch, Opp: Three Temples, Vizianagaram - 535002. **Vijayawada:** 39-10-7, Opp : Municipal Water Tank, Labbipet, Vijayawada - 520010. **Visakhapatnam:** Door No 47-14-5/1, Eswar Paradise, Dwarakanagar Main Road, Visakhapatnam - 530016. **Warangal:** 5-6-95, 1 st Floor, Opp: B.Ed Collage, Lashkar Bazar, Chandra Complex, Hanmakonda, Warangal - 506001. **Yamuna Nagar:** Jagdhari Road, Above Uco Bank, Near D.A.V. Girls College, Yamuna Nagar - 135001.



multi asset, multi manager

MUTUAL FUND | INVESTMENT SCHEMES



quant mutual fund

registered office: 6th floor, sea breeze building, appasaheb marathe marg, prabhadevi, mumbai - 400 025.

tel: +91 22 6295 5000 | cell/whatsapp: +91 9920 21 22 23 | help.mf@quant.in | communication@quant.in

www.quantmutual.com