

Invest in our philosophy

active | absolute | unconstrained

PLANS AND OPTIONS:

Regular / Direct: Growth and IDCW
(Payout and Re-investment)

MINIMUM INVESTMENT:

LUMP SUM

Rs. 5,000/-

SUBSEQUENT INVESTMENT

Rs. 1,000/-

SYSTEMATIC INVESTMENT PLAN (SIP)

Weekly: Rs. 1,000/- (Wednesday)

Fortnightly: Rs. 1,000/- (alternate Wednesday)

Monthly: Rs. 1,000/-

Quarterly: Rs. 3,000/-

and in multiples of Re. 1/- thereafter

LOAD STRUCTURE:

Entry: Nil

Exit: 0.5% if exit <= 3 Months

BENCHMARK INDEX:

NIFTY INFRASTRUCTURE TRI

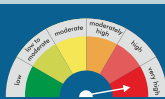
FUND MANAGERS:

Ankit Pande | Vasav Sahgal

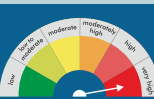
This Product is suitable for investors who are seeking*

- To Generate capital appreciation
- To invest in a portfolio of companies operating in Infrastructure sector.

Scheme Riskometer



Benchmark Riskometer



Disclaimer: This brochure is for general reading purpose only and is not meant to serve as a professional guide. This document has been prepared on the basis of publicly available information, internally developed data and other sources believed to be reliable. The Sponsor, the Investment Manager, the Trustee or any of their respective directors, employees, affiliates or representatives ("entities & their affiliates") do not assume any responsibility for, or warrant the authenticity, accuracy, completeness, adequacy and reliability of such information. Whilst no action has been solicited based upon the information provided herein; due care has been taken to ensure that the facts are accurate and opinions given are fair and reasonable. This information is not intended to be an offer or solicitation for the purchase or sale of any financial product or instrument. Recipients of this information are advised to rely on their own analysis, interpretations & investigations. Readers are also advised to seek independent professional advice order to arrive at an informed investment decision. Entities & their affiliates shall not be liable for any direct, indirect, special, incidental, consequential, punitive or exemplary damages, including loss of profits, arising in any way from the information contained in this material. Entities & their affiliates including persons involved in the preparation or issuance of this material may from time to time have long or short positions in and buy or sell the securities there of, of company (ies)/ specific economic sectors mentioned herein. quant Money Managers Ltd. has no duty or obligation to update the information contained herein. Past performance may or may not be sustained in the future. This brochure, including the information contained herein, may not be copied, reproduced, republished, or posted in whole or in part, in any form without the prior written consent of quant Money Managers Ltd.

*Investors should consult their financial advisers if in doubt about whether the product is suitable for them

Investment Approach



Indepth research to identify companies and sectors that are **positioned to capitalise on the infrastructure boom**.



Companies poised to benefit from the **revival in the CAPEX cycle** are identified for further evaluation.



Selection of **companies available at attractive valuations** and exhibiting **high growth prospects**.



Stock selection process uses **unconstrained approach**, allowing exploration of better returns potential.

Reasons to Buy



Investors desiring to **participate in the infrastructure sector's growth** to grow their wealth.



Revival of the CAPEX cycle will likely **spur new growth trajectories** for companies in the **infra sector**.



Potential for **tremendous growth** with the government's **renewed push** for the **infra sector**.



Investment **track record** of nearly **15 years**.

VLRT Framework| Adaptive Money Management

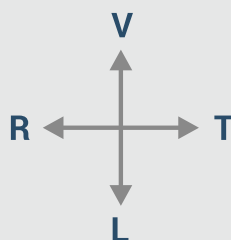
Being Relevant with 'predictive analytics'

VALUATION ANALYTICS

Knowing the difference between price and value.

RISK APPETITE ANALYTICS

Perceiving what drives market participants to certain actions and reactions.



TIMING

Being in sync with the waves of value and behaviour

LIQUIDITY ANALYTICS

Understanding the flow of money across asset classes.

The **core engine** that drives us and sets us apart is a **robust and differentiated investment framework** that enables us to **see beyond the horizon and stay relevant**. Our unique analytical framework for enabling 'predictive analytics' encompasses all available asset classes and sectors, formulating a multi-dimensional research perspective.

Why multi-dimensional?

The markets are a complex, dynamic system. There is no one formula or strategy or perspective that can consistently outperform. **A diverse set of variables and participants are continuously interacting with each other in myriad ways.**

In the face of this uncertainty and complexity, instead of limiting ourselves to any one school of thought **we have found consistent success by studying markets along four dimensions: Valuation, Liquidity, Risk Appetite, and Time [VLRT].**

Top 10 Holdings

Stocks	% of Net Assets
Reliance Industries Limited	8.74
State Bank of India	8.38
Ambuja Cements Ltd	8.27
Siemens Ltd	8.10
Adani Ports & Special Economic Zone Ltd	7.81
IRB Infrastructure Developers Limited	4.77
NTPC Limited	4.50
Punjab National Bank	4.11
Bosch Limited	3.92
Tata Communications Limited	3.86
Total of Top 10 Holdings	62.46

Top 10 Sectors

Sectors	% Weightage
Banks	19.35
Petroleum Products	10.11
Cement & Cement Products	8.27
Electrical Equipment	8.10
Transport Infrastructure	7.81
Telecom - Services	6.94
Construction	5.61
Industrial Products	5.34
Power	4.50
Gas	4.02

(Data as on December 30, 2022)

quant Mutual Fund | 6th floor, sea breeze building, appasaheb marathe marg, prabhadevi, mumbai - 400 025.
tel: +91 22 6295 5000 | whatsapp message: +91 99 20 21 22 23 | help.investor@quant.in | help.distributor@quant.in

Mutual funds are subject to market risk, please read all scheme related documents carefully.