




0 ← 100%
EQUITY
REBALANCE
0 → 100%

quant[®]
D  **NAMIC**
ASSET ALLOCATION
FUND
(An Open Ended Dynamic Asset Allocation Fund)

LIFE IS LIKE
Riding
A BICYCLE
TO KEEP YOUR
Balance
YOU MUST KEEP
Moving



- *Albert Einstein*

As per SID	Asset Class	As per proposed framework
0-100%	Equity + Derivatives	0-100%
0-100%	Debt	0-35%

- To avail Equity Taxation – Minimum 65% equity exposure will maintained
- Derivatives instruments will be used to hedge equity exposure up to 100%
- Suitable for traditional long-term investors
- Nil Exit Load

- The **unique feature of the scheme stems from its mandate to dynamically rebalance equity exposure (0 to 100%)** and debt exposure (0 to 35%), in line with our view on Risk-On or Risk-Off environment, to earn superior risk-adjusted returns. quant money managers have full flexibility and can even hedge up to 100% equity exposure by using derivative instruments in extreme risk-off environment
- quant DAAF aims to capture upside in the bull phase and limit the downside in the bear phase and thus reducing the volatility of the overall portfolio
- The scheme provides the **widest scope for traditional investors who are prepared to invest for long-term and willing to take call on money managers, who can take calls in both normal as well as extreme environment to generate superior risk-adjusted returns**
- As an Adaptive Asset Allocator, we try to **gauge prevailing macro environment and try to understand the intensity of both Risk Appetite and Liquidity** for various asset classes and accordingly rebalance the portfolio dynamically.
- When both **Risk Appetite and Liquidity** are at elevated levels, we dynamically increase our equity exposure. Similarly, when **Risk Appetite and Liquidity** are at exhausted levels, we will increase debt exposure **substantially**
- Our money managers will take prudent steps to allocate towards **high quality debt instruments dynamically across maturities**. Similarly, **equity allocation will be managed dynamically across market caps**
- Our time trusted **risk-mitigation VLRT Framework and Predictive Analytics indicators will be used to dynamically maximize the opportunities** across the portfolio. We have demonstrated the same in the past and emerged as an outlier in most of the categories in which we operate

quant DAAF investment process

building a dynamic portfolio

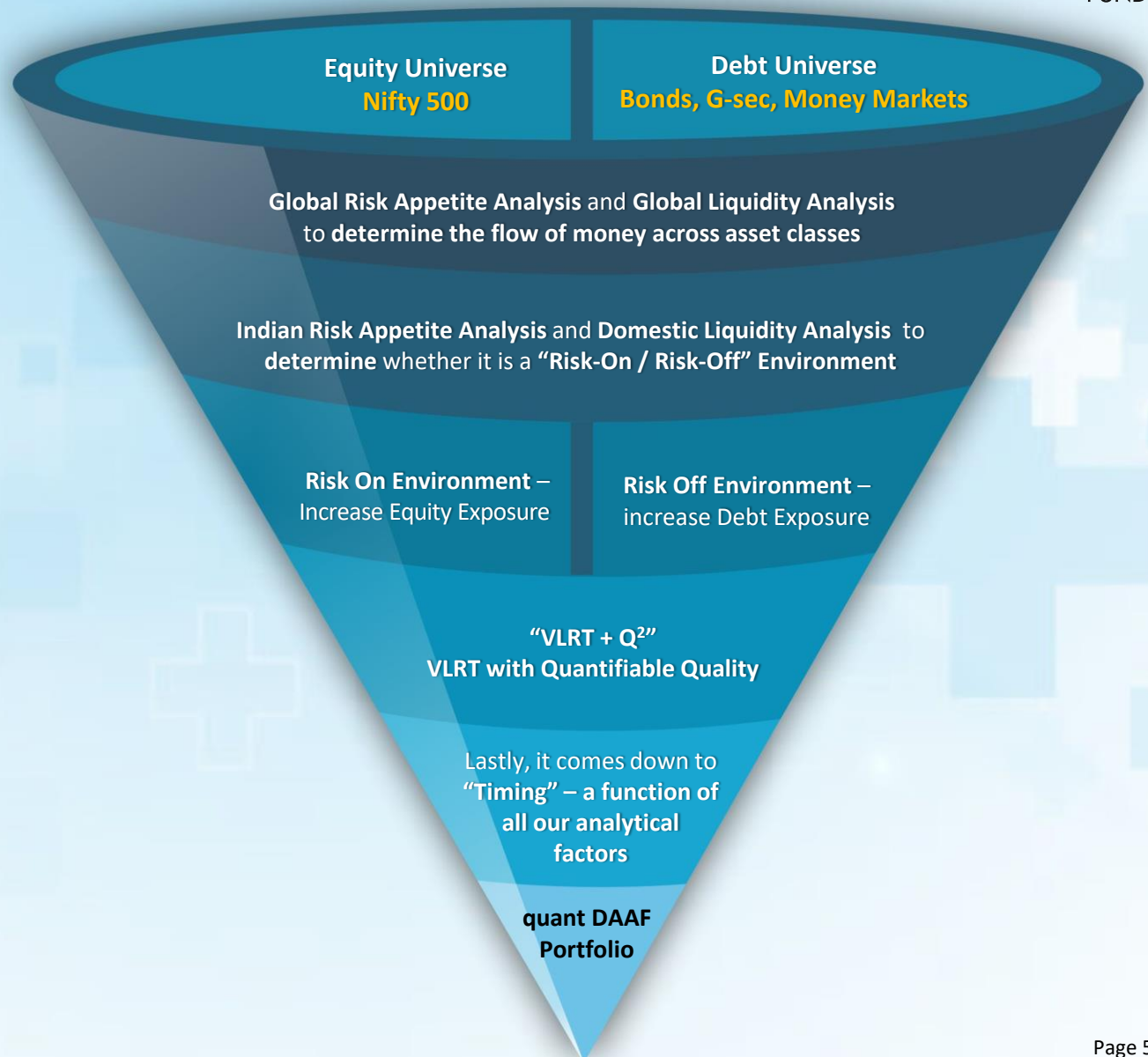
Why is Dynamic Asset Allocation needed?

In a dynamic world and highly volatile markets, it is not just a choice but a necessity to adopt a multi-dimensional approach

The world is becoming non-linear and parabolic and to stay relevant, money managers must think with an unconstrained mind, actively update their methods and earnestly search for absolute returns, considering all markets and asset classes

quant DAAF will dynamically readjust asset allocation on the basis of our **“VLRT + Q²”** (VLRT with Quantifiable Quality)

Framework and Predictive Analytics indicators, for superior risk-adjusted returns. The scheme is unconstrained – i.e., no market cap bias (equity) or maturity bias (debt)




quant DAAF investment scenarios

adaptive asset allocation

Declining Risk Appetite




Declining Liquidity



Rising Risk Appetite



Rising Liquidity



Risk Off

Risk On

Debt Exposure (0-35%)

Equity + Derivatives Exposure (0-100%)

active management for unpredictable markets

adaptive alpha strategy across equity, fixed income and derivatives



Brings in maximum possible diversification within asset classes into a single portfolio



Proactively rebalances portfolio to adapt to changing macro environment



Moderates portfolio volatility by limiting extreme outcomes and optimizing inflection points

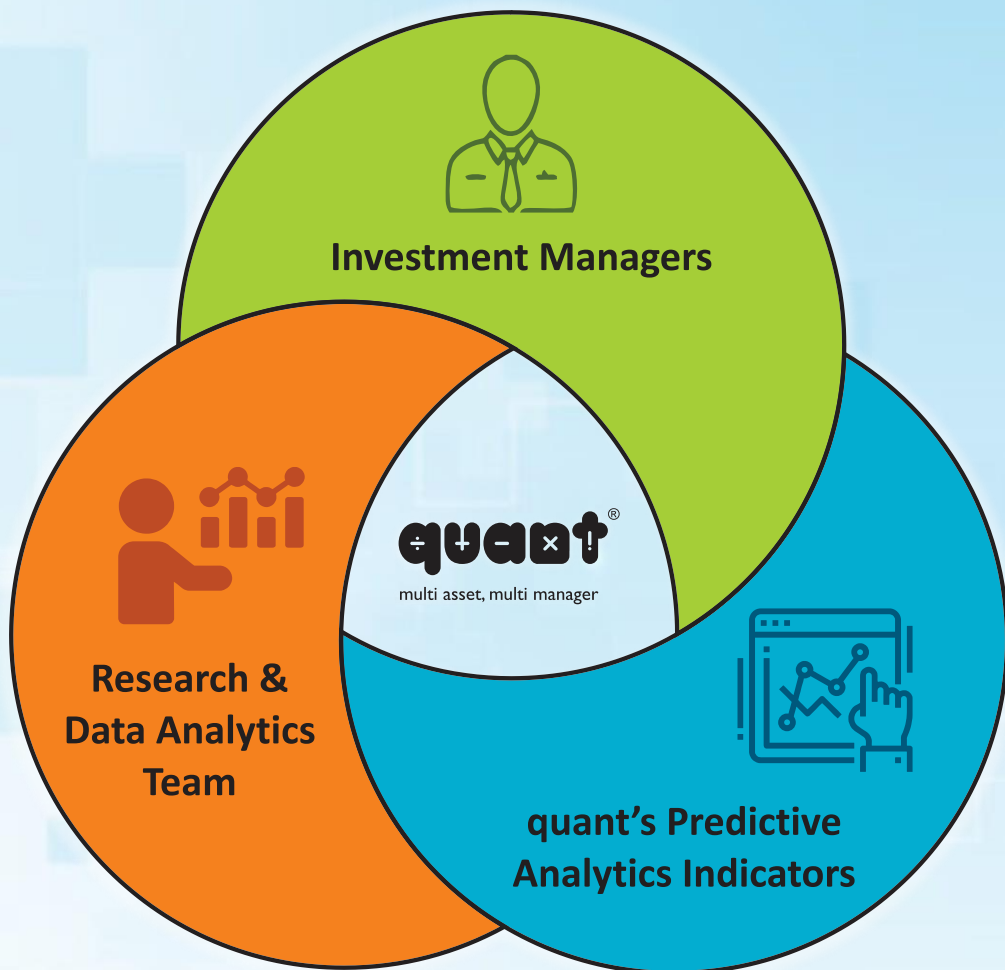
Our Dynamic Asset Allocator strategy offers a superior solution for risk-averse investors

quant DAAF – riding with dynamism



multi-dimensional research

multi asset, multi manager | multivariate analytics



“Analysis Adds Up”

We believe safeguarding investor wealth is paramount. Apart from reducing risk by investing **across asset classes**, we take diversification to another dimension by ensuring every investment decision comes from a focused discussion between **investment managers, research analysts and analytics team** – each with **diverse sets of capabilities and experiences**

qGR's VLRT investment framework

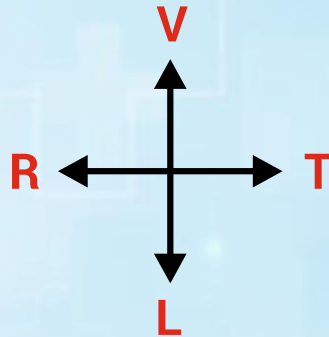
dynamic money management

VALUATION ANALYTICS

Knowing the difference between price and value.

RISK APPETITE ANALYTICS

Perceiving what drives market participants to certain actions and reactions.



TIMING

Being in sync with the waves of value and behaviour

LIQUIDITY ANALYTICS

Understanding the flow of money across asset classes.

The core engine that drives us and sets us apart is a robust and differentiated investment framework that enables us to see beyond the horizon and stay relevant. Our unique analytical framework for enabling 'predictive analytics' encompasses all available asset classes and sectors, formulating a multi-dimensional research perspective

Why multi-dimensional?

The markets are a complex, dynamic system. There is no one formula or strategy or perspective that can consistently outperform

A diverse set of variables and participants are continuously interacting with each other in myriad ways. In the face of this uncertainty and complexity, instead of limiting ourselves to any one school of thought we have found consistent success by studying markets along four dimensions: Valuation, Liquidity, Risk Appetite, and Time [VLRT]

Being Relevant with 'predictive analytics'

top 10 stocks and sectors classification

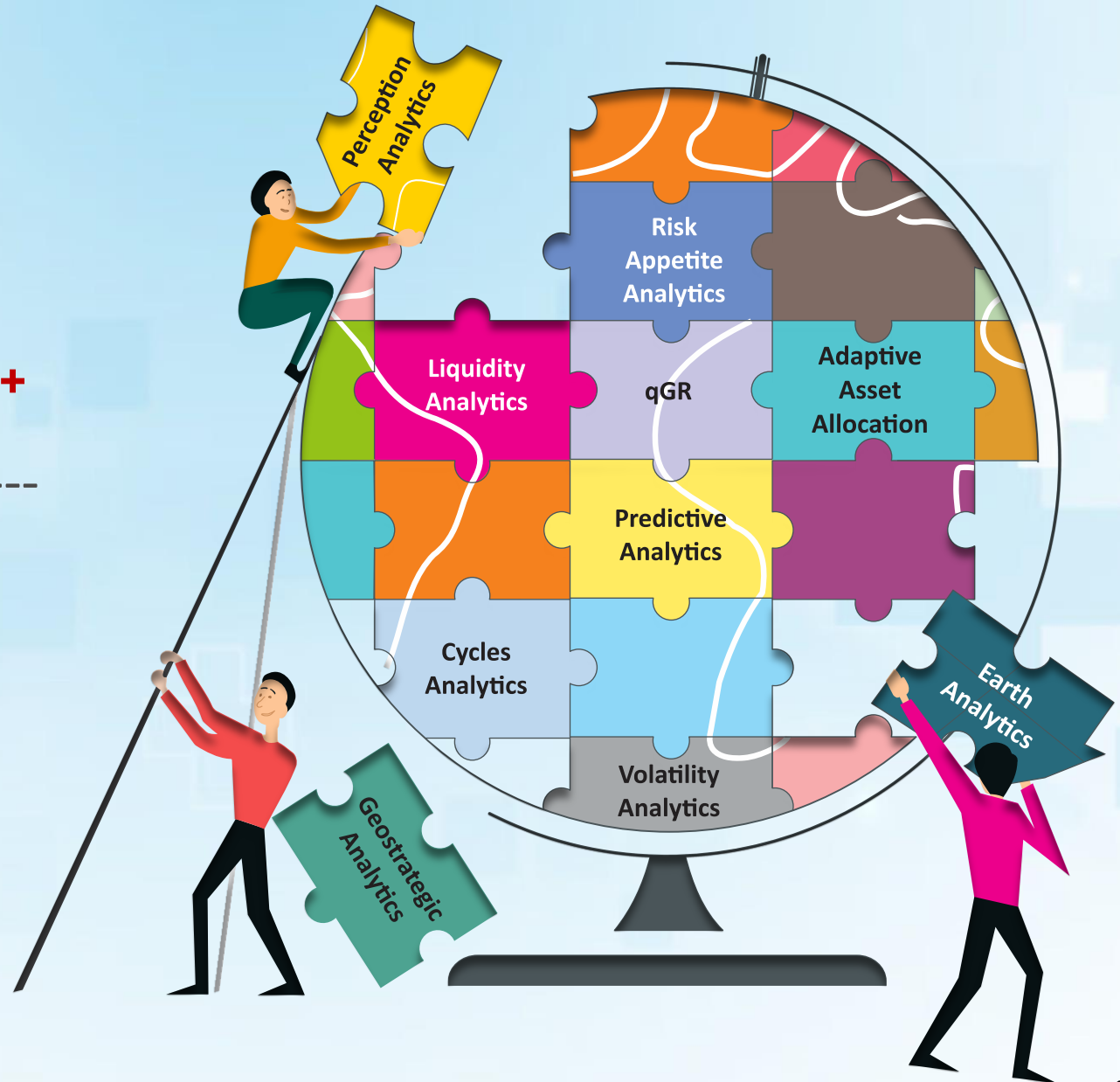
Stocks	% of Net Assets
Reliance Industries Limited	9.92
Bajaj Finserv Ltd.	9.38
Jio Financial Services Limited	9.33
HDFC Life Insurance Co Ltd	8.39
Larsen & Toubro Limited	7.89
Life Insurance Corporation Of India	7.53
Oil and Natural Gas Corporation Ltd.	6.18
Aurobindo Pharma Limited	4.85
Samvardhana Motherson International Ltd	4.75
Ventive Hospitality Limited	4.71
Total of Top 10 Holdings	72.93

Sectors	% Weightage
Finance	18.71
Insurance	15.92
Petroleum Products	9.92
Construction	7.89
Oil	6.18
Pharmaceuticals & Biotechnology	4.85
Auto Components	4.75
Leisure Services	4.71
Healthcare Equipment & Supplies	1.46

(Data as on March 28, 2025)

MuM
Rs. 88,000 Crores⁺

Folios^{*}
93 Lacs⁺



*Total folios and MuM (Money under Management) data as on 28th March 2025 (approximately)

quant MF – Equity schemes

Fund	Money Managers	3 Months		6 Months		1 Year		3 Years		5 Years		Since Inception	
		Fund	BM	Fund	BM	Fund	BM	Fund	BM	Fund	BM	Fund	BM
quant Small Cap Fund (Inception Date: Oct. 29, 1996)	Sandeep Tandon, Ankit Pande, Varun Pattani, Ayusha Kumbhat, Yug Tibrewal, Sameer Kate, Sanjeev Sharma	-11.09%	-14.66%	-18.95%	-17.77%	0.74%	6.02%	22.57%	18.60%	52.50%	37.65%	17.65%	16.04%
quant Tax Plan (Inception Date: Apr. 13, 2000)	Sandeep Tandon, Ankit Pande, Varun Pattani, Ayusha Kumbhat, Yug Tibrewal, Sameer Kate, Sanjeev Sharma	-5.26%	-4.74%	-19.77%	-12.57%	-4.26%	6.37%	15.66%	14.43%	39.91%	26.21%	20.20%	14.18%
quant Mid Cap Fund (Inception Date: Mar. 20, 2001)	Sandeep Tandon, Ankit Pande, Varun Pattani, Ayusha Kumbhat, Yug Tibrewal, Sameer Kate, Sanjeev Sharma	-6.70%	-9.16%	-17.75%	-14.33%	-2.36%	8.17%	20.50%	21.29%	39.35%	34.60%	17.85%	18.41%
quant Multi Asset Fund (Inception Date: Apr. 17, 2001)	Sandeep Tandon, Ankit Pande, Varun Pattani, Ayusha Kumbhat, Yug Tibrewal, Sameer Kate, Sanjeev Sharma	-3.23%	0.47%	-6.87%	-4.97%	8.85%	8.13%	20.02%	8.76%	35.47%	14.01%	15.34%	N.A.
quant Absolute Fund (Inception Date: Apr. 17, 2001)	Sandeep Tandon, Ankit Pande, Lokesh Garg, Varun Pattani, Ayusha Kumbhat, Yug Tibrewal, Sameer Kate, Sanjeev Sharma	-1.93%	0.24%	-13.05%	-5.15%	-0.52%	7.53%	13.44%	10.55%	30.07%	17.81%	16.88%	N.A.
quant Active Fund (Inception Date: Apr. 17, 2001)	Sandeep Tandon, Ankit Pande, Lokesh Garg, Varun Pattani, Ayusha Kumbhat, Yug Tibrewal, Sameer Kate, Sanjeev Sharma	-7.95%	-7.02%	-18.48%	-13.61%	-4.39%	6.88%	13.23%	16.43%	36.18%	30.01%	19.24%	15.53%
quant Liquid Fund (Inception Date: Oct. 03, 2005)	Sanjeev Sharma, Harshvardhan Bharatia	1.88%	1.79%	3.68%	3.52%	7.35%	7.25%	6.72%	6.75%	5.84%	5.51%	7.24%	6.77%
quant Large & Mid Cap Fund (Inception Date: Jan. 08, 2007)	Sandeep Tandon, Ankit Pande, Varun Pattani, Ayusha Kumbhat, Yug Tibrewal, Sameer Kate, Sanjeev Sharma	-5.83%	-5.62%	-17.15%	-12.78%	-1.00%	7.33%	18.84%	17.01%	31.78%	29.20%	18.74%	16.08%
quant Infrastructure Fund (Inception Date: Sep. 20, 2007)	Sandeep Tandon, Ankit Pande, Lokesh Garg, Varun Pattani, Ayusha Kumbhat, Yug Tibrewal, Sameer Kate, Sanjeev Sharma	-10.27%	-0.23%	-18.67%	-12.42%	-6.23%	2.27%	20.91%	20.58%	45.29%	31.08%	17.59%	11.61%
quant Focused Fund (Inception Date: Aug. 28, 2008)	Sandeep Tandon, Ankit Pande, Lokesh Garg, Varun Pattani, Ayusha Kumbhat, Yug Tibrewal, Sameer Kate, Sanjeev Sharma	-5.51%	-4.74%	-17.44%	-12.57%	-2.61%	6.37%	15.91%	14.43%	30.27%	26.21%	17.23%	14.18%
quant Flexi Cap Fund (Inception Date: Oct. 17, 2008)	Sandeep Tandon, Ankit Pande, Lokesh Garg, Varun Pattani, Ayusha Kumbhat, Yug Tibrewal, Sameer Kate, Sanjeev Sharma	-4.41%	-4.74%	-18.07%	-12.57%	-0.99%	6.37%	18.35%	14.43%	39.38%	26.21%	19.11%	14.18%
quant ESG Equity Fund (Inception Date: Nov. 05, 2020)	Sandeep Tandon, Ankit Pande, Varun Pattani, Ayusha Kumbhat, Yug Tibrewal, Sameer Kate, Sanjeev Sharma	-7.40%	-2.63%	-19.86%	-12.27%	-0.19%	6.05%	17.09%	11.37%	N.A.	N.A.	30.45%	17.21%
quant Quantamental Fund (Inception Date: May. 03, 2021)	Sandeep Tandon, Ankit Pande, Varun Pattani, Ayusha Kumbhat, Yug Tibrewal, Sameer Kate, Sanjeev Sharma	-4.85%	-3.34%	-18.07%	-11.88%	-3.74%	6.38%	23.47%	13.84%	N.A.	N.A.	22.72%	15.58%
quant Value Fund (Inception Date: Nov. 30, 2021)	Sandeep Tandon, Ankit Pande, Varun Pattani, Ayusha Kumbhat, Yug Tibrewal, Sameer Kate, Sanjeev Sharma	-10.28%	-4.74%	-19.13%	-12.57%	-1.95%	6.37%	22.45%	14.43%	N.A.	N.A.	20.80%	13.09%
quant Large Cap Fund (Inception Date: Aug. 11, 2022)	Sandeep Tandon, Ankit Pande, Lokesh Garg, Varun Pattani, Ayusha Kumbhat, Yug Tibrewal, Sameer Kate, Sanjeev Sharma	-6.08%	-2.10%	-15.64%	-11.38%	-1.60%	6.14%	N.A.	N.A.	N.A.	N.A.	14.62%	12.94%
quant Overnight Fund (Inception Date: Dec. 04, 2022)	Sanjeev Sharma, Harshvardhan Bharatia	1.56%	1.58%	3.26%	3.22%	6.75%	6.65%	N.A.	N.A.	N.A.	N.A.	6.95%	6.71%
quant Gilt Fund (Inception Date: Dec. 21, 2022)	Sanjeev Sharma, Harshvardhan Bharatia	2.58%	3.15%	3.95%	4.16%	8.73%	9.91%	N.A.	N.A.	N.A.	N.A.	8.10%	9.05%
quant Dynamic Asset Allocation Fund (Inception Date: Apr. 12, 2023)	Sandeep Tandon, Ankit Pande, Varun Pattani, Ayusha Kumbhat, Yug Tibrewal, Sameer Kate, Sanjeev Sharma	-3.22%	0.76%	-11.81%	-3.12%	2.67%	7.85%	N.A.	N.A.	N.A.	N.A.	26.62%	12.57%
quant Business Cycle Fund (Inception Date: May. 30, 2023)	Sandeep Tandon, Ankit Pande, Lokesh Garg, Varun Pattani, Ayusha Kumbhat, Yug Tibrewal, Sameer Kate, Sanjeev Sharma	-10.85%	-4.74%	-23.01%	-12.57%	0.47%	6.37%	N.A.	N.A.	N.A.	N.A.	26.03%	19.00%
quant BFSI Fund (Inception Date: Jun. 20, 2023)	Sandeep Tandon, Ankit Pande, Varun Pattani, Ayusha Kumbhat, Yug Tibrewal, Sameer Kate, Sanjeev Sharma	-6.21%	5.48%	-17.16%	0.78%	-2.29%	20.67%	N.A.	N.A.	N.A.	N.A.	26.22%	16.12%
quant Healthcare Fund (Inception Date: Jul. 17, 2023)	Sandeep Tandon, Ankit Pande, Varun Pattani, Ayusha Kumbhat, Yug Tibrewal, Sameer Kate, Sanjeev Sharma	-8.97%	-6.75%	-16.93%	-7.89%	9.24%	14.10%	N.A.	N.A.	N.A.	N.A.	24.46%	27.85%
quant Manufacturing Fund (Inception Date: Aug. 14, 2023)	Sandeep Tandon, Ankit Pande, Lokesh Garg, Varun Pattani, Ayusha Kumbhat, Yug Tibrewal, Sameer Kate, Sanjeev Sharma	-10.93%	-5.37%	-23.00%	-16.69%	-1.40%	7.68%	N.A.	N.A.	N.A.	N.A.	22.91%	21.90%
quant Teck Fund (Inception Date: Sep. 05, 2023)	Sandeep Tandon, Ankit Pande, Varun Pattani, Ayusha Kumbhat, Yug Tibrewal, Sameer Kate, Sanjeev Sharma	-16.37%	-15.15%	-17.49%	-11.83%	-1.76%	8.07%	N.A.	N.A.	N.A.	N.A.	10.54%	10.48%
quant Momentum Fund (Inception Date: Nov. 20, 2023)	Sandeep Tandon, Ankit Pande, Varun Pattani, Ayusha Kumbhat, Yug Tibrewal, Sameer Kate, Sanjeev Sharma	-4.05%	-4.74%	-16.66%	-12.57%	1.88%	6.37%	N.A.	N.A.	N.A.	N.A.	26.21%	16.41%
quant Commodities Fund (Inception Date: Dec. 27, 2023)	Sandeep Tandon, Ankit Pande, Varun Pattani, Ayusha Kumbhat, Yug Tibrewal, Sameer Kate, Sanjeev Sharma	-10.83%	4.20%	-17.96%	-13.42%	9.39%	2.59%	N.A.	N.A.	N.A.	N.A.	19.58%	9.58%
quant Consumption Fund (Inception Date: Jan. 24, '24)	Sandeep Tandon, Ankit Pande, Varun Pattani, Ayusha Kumbhat, Yug Tibrewal, Sameer Kate, Sanjeev Sharma	-8.01%	-5.57%	-19.49%	-17.29%	-6.53%	6.88%	N.A.	N.A.	N.A.	N.A.	-1.76%	11.03%
quant PSU Fund (Inception Date: Feb. 20, '24)	Sandeep Tandon, Ankit Pande, Varun Pattani, Ayusha Kumbhat, Yug Tibrewal, Sameer Kate, Sanjeev Sharma	-4.31%	-1.26%	-21.16%	-16.19%	-0.40%	4.48%	N.A.	N.A.	N.A.	N.A.	-1.09%	0.83%

Note: Data as on 28 March 2025. All returns are for direct plan. The calculation of returns since inception uses 07-01-2013 as the starting date for quant Small Cap Fund, quant ELSS Tax Saver Fund, quant Mid Cap Fund, quant Multi Asset Fund, quant Absolute Fund, quant Active Fund, quant Liquid Fund, quant Large & Mid Cap Fund, quant Infrastructure Fund, quant Focused Fund, quant Flexi Cap Fund

quant MF – Debt schemes

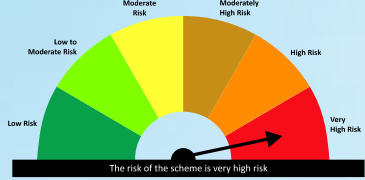
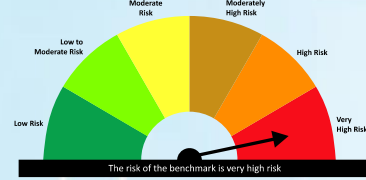
Fund	Fund Manager	7 Days		15 Days		1 Month		3 Month		6 Months		1 Year		3 Years		5 Years		Since Inception	
		Fund	BM	Fund	BM	Fund	BM	Fund	BM	Fund	BM	Fund	BM	Fund	BM	Fund	BM	Fund	BM
quant Liquid Fund (Inception Date: Oct. 03, 2005)	Sanjeev Sharma & Harshvardhan Bharatia	10.08%	9.95%	8.32%	8.28%	7.02%	6.90%	7.52%	5.37%	7.35%	7.04%	7.35%	7.25%	6.72%	6.75%	5.84%	5.51%	7.24%	6.77%
quant Overnight Fund (Inception Date: Dec. 04, 2022)	Sanjeev Sharma & Harshvardhan Bharatia	6.15%	6.28%	6.01%	6.18%	5.51%	5.71%	6.23%	4.73%	6.52%	6.44%	6.75%	6.65%	N.A.	N.A.	N.A.	N.A.	6.95%	6.71%
quant Gilt Fund (Inception Date: Dec. 21, 2022)	Sanjeev Sharma & Harshvardhan Bharatia	25.44%	28.27%	26.23%	29.38%	18.43%	23.08%	10.34%	9.46%	7.89%	8.32%	8.73%	9.91%	N.A.	N.A.	N.A.	N.A.	8.10%	9.05%

Note: Data as on 28 March 2025. The above performance data uses absolute returns for period less than 1 year and annualized returns for period more than 1 year for Direct (G) plans. However, different plans have different expense structure. Past performance may not be indicative of future performance.

Scheme Details

Investment Objective	The primary investment objective of the scheme is to provide capital appreciation by investing in equity and equity related instruments including derivatives and debt and money market instruments. However, there can be no assurance that the investment objective of the Scheme will be realized, as actual market movements may be at variance with anticipated trends.
Benchmark Index	CRISIL Hybrid 50+50 Moderate Index
Investment Category	An Open Ended Dynamic Asset Allocation Fund
Plans Available	quant Dynamic Asset Allocation Fund (quant DAAF) – Growth Option – Direct & Regular quant Dynamic Asset Allocation Fund (quant DAAF) – Income Distribution cum Capital Withdrawal Option (Payout & Re-investment facility)– Direct & Regular
Entry Load	Nil
Exit Load	1% for 15 days
Fund Managers	Sandeep Tandon, Ankit Pande, Varun Pattani, Ayusha Kumbhat, Yug Tibrewal, Sameer Kate, Sanjeev Sharma
Minimum Application	Purchase: Rs.5,000/- plus in multiple of Re.1 thereafter
Additional Investment	Additional Purchase: Rs. 1,000/- and in multiples of Rs. 1/- thereafter Repurchase: Rs. 1,000/-
Systematic Investment Plan (SIP)	Rs. 1000/- and multiple of Re. 1/-
Bank Details	Account Name: QUANT DYNAMIC ASSET ALLOCATION FUND Account Number: 57500001183710 IFSC Code: HDFC0000060, Branch: HDFC, Fort, Mumbai 400001

Riskometer, Links & Disclaimer

<p>This product is suitable for investors who are seeking*:</p>	<p>Scheme Riskometer</p>	<p>Benchmark Riskometer</p>
<ul style="list-style-type: none"> • Capital appreciation over long term • Investment in equity and equity related instruments as well as debt and money market instruments while managing risk through active asset allocation 	 <p>The risk of the scheme is very high risk</p>	 <p>The risk of the benchmark is very high risk</p>
<p>*Investors should consult their financial advisors if in doubt about whether the product is suitable for them.</p>		

LINKS



Scheme Information Document

[Click here](#)



Scheme One Pager

[Click here](#)



quant Mutual Fund Website

[Click here](#)

ALSO AVAILABLE ON



Disclaimer: All figures and data given in the document are dated unless stated otherwise. In the preparation of the material contained in this document, the AMC has used information that is publicly available, including information developed in-house. Some of the material used in the document may have been obtained from members/persons other than the AMC and/or its affiliates and which may have been made available to the AMC and/or to its affiliates. Information gathered and material used in this document is believed to be from reliable sources. The AMC however does not warrant the accuracy, reasonableness and / or completeness of any information. We have included statements / opinions / recommendations in this document, which contain words, or phrases such as “will”, “expect”, “should”, “believe” and similar expressions or variations of such expressions, that are “forward looking statements”. Actual results may differ materially from those suggested by the forward looking statements due to risk or uncertainties associated with our expectations with respect to, but not limited to, exposure to market risks, general economic and political conditions in India and other countries globally, which have an impact on our services and / or investments, the monetary and interest policies of India, inflation, deflation, unanticipated turbulence in interest rates, foreign exchange rates, equity prices or other rates or prices etc. The AMC (including its affiliates), the Mutual Fund, the trust and any of its officers, directors, personnel and employees, shall not liable for any loss, damage of any nature, including but not limited to direct, indirect, punitive, special, exemplary, consequential, as also any loss of profit in any way arising from the use of this material in any manner. The recipient alone shall be fully responsible/are liable for any decision taken on this material. Investors are advised to consult their own legal, tax and financial advisors to determine possible tax, legal and other financial implication or consequence of subscribing to the units of quant Mutual Fund. quant Money Managers Ltd. has no duty or obligation to update the information contained herein. Past performance may or may not be sustained in the future. This presentation, including the information contained herein, may not be copied, reproduced, republished, or posted in whole or in part, in any form without the prior written consent of quant Money Managers Ltd.

Mutual Fund investments are subject to market risks, read all scheme related documents carefully.

quant[®]
D  **NAMIC**
ASSET ALLOCATION
FUND

quant Money Managers Limited

Corporate Office: 6th Floor, Sea Breeze Building, Appasaheb Marathe Marg, Prabhadevi, Mumbai - 400 025.

Tel: +91 22 6295 5000 | Whatsapp: +91 9920 21 22 23 | E-mail: help.investor@quant.in | help.distributor@quant.in | www.quantmutual.com