

quant⁺ ESG EQUITY FUND

(An Open ended Equity scheme investing in companies demonstrating sustainable practices across Environment, Social and Governance (ESG) theme)

quant⁺

multi asset, multi manager



Invest in our philosophy
active | absolute | unconstrained

PLANS AND OPTIONS:

Regular / Direct: Growth and IDCW
(Payout and Re-investment)

LUMP SUM
Rs. 5,000/-

SUBSEQUENT INVESTMENT
Rs. 1,000/-

SYSTEMATIC INVESTMENT PLAN (SIP)
Weekly: Rs. 1,000/- (Wednesday)
Fortnightly: Rs. 1,000/- (alternate Wednesday)
Monthly: Rs. 1,000/-
Quarterly: Rs. 3,000/-

and in multiples of Re. 1/- thereafter

LOAD STRUCTURE:

Entry: Nil
Exit: 1% if exit <= 1 Year

BENCHMARK INDEX:
NIFTY 100 ESG TRI

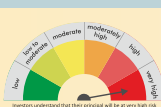
FUND MANAGERS:

Ankit Pande | Sanjeev Sharma
Vasav Sahgal

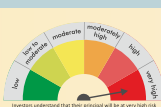
This Product is suitable for investors who are seeking*

- Capital appreciation over long term
- Investments in companies demonstrating sustainable practices across Environment, Social and Governance (ESG) parameters.

Scheme Riskometer



Benchmark Riskometer



Disclaimer: This brochure is for general reading purpose only and is not meant to serve as a professional guide. This document has been prepared on the basis of publicly available information, internally developed data and other sources believed to be reliable. The Sponsor, the Investment Manager, the Trustee or any of their respective directors, employees, affiliates or representatives ("entities & their affiliates") do not assume any responsibility for, or warrant the authenticity, accuracy, completeness, adequacy and reliability of such information. Whilst no action has been solicited based upon the information provided herein; due care has been taken to ensure that the facts are accurate and opinions given are fair and reasonable. This information is not intended to be an offer or solicitation for the purchase or sale of any financial product or instrument. Recipients of this information are advised to rely on their own analysis, interpretations & investigations. Readers are also advised to seek independent professional advice order to arrive at an informed investment decision. Entities & their affiliates shall not be liable for any direct, indirect, special, incidental, consequential, punitive or exemplary damages, including loss of profits, arising in any way from the information contained in this material. Entities & their affiliates including persons involved in the preparation or issuance of this material may from time to time have long or short positions in and buy or sell the securities there of, of company (ies)/ specific economic sectors mentioned herein. quant Money Managers Ltd. has no duty or obligation to update the information contained herein. Past performance may or may not be sustained in the future. This brochure, including the information contained herein, may not be copied, reproduced, republished, or posted in whole or in part, in any form without the prior written consent of quant Money Managers Ltd.

*Investors should consult their financial advisers if in doubt about whether the product is suitable for them




About ESG Investing

ESG stands for Environmental, Social, and Governance. The world is increasingly facing diverse issues emanating from these three factors. Farsighted and prudent management of these factors is strongly interlinked with an enterprise's long term sustainability and in being perceived as a responsible corporate citizen.

The importance of ESG can be underscored by the fact that investors are increasingly applying these non-financial factors as part of their analysis process to identify material risks and investment growth opportunities.

Sustainable investing - quant ESG Equity Fund

We identify & quantify the intangible value possessed by socially responsible, environmentally friendly companies with robust governance policies in place. These firms are believed to exhibit better risk management measures on ESG parameters which in turn create value for investors with long-lasting sustainable business models. Companies are evaluated on following parameters and assigned a composite ESG score to bring out the strength and stability of the companies.

 ENVIRONMENTAL IMPACT	 SOCIAL RESPONSIBILITY	 CORPORATE GOVERNANCE
<ul style="list-style-type: none">• Carbon intensity trend• Waste management• Renewable energy use• Organic products• Hazardous products	<ul style="list-style-type: none">• Working conditions policy• Employee fatality rate• Discrimination policy• Employee training• Financial inclusion	<ul style="list-style-type: none">• Whistleblower programs• Bribery and corruption policy• Responsible investment policy• ESG governance• Board diversity

Risks from ESG non-compliance

Non-adherence to ESG norms often results in transgressions of environment norms, productivity and labour factors, and governance standards, resulting in heavy losses, penalties, and litigation costs. All of these have far reaching consequences including erosion of faith by stakeholders in the business. ESG is all about sustainability and making this world a better place to live in.

Benefits of ESG Compliance

 Improved efficiency, leading to reduced wastages and efficient utilization of resources	 ESG companies are more attractive to lenders and investors	 Promotes company growth and financial performance
 Better risk management	 Scope for innovations	 Better attraction and retention of talent

Investment Approach



Combining traditional bottom-up fundamental financial analysis with **rigorous analysis of ESG aspects of the companies.**



ESG analysis is based on a comprehensive **ESG framework adopted from some of the global best practices.**



Sector level screening to exclude sectors/themes that are deemed harmful from a societal perspective.



Stock level screening to determine stocks throwing up **ESG red flags** as a part of review.

Reasons to Buy

- » Invest in companies that are **involved in green initiatives** and **global best business practices** having a positive impact on society.
- » Generate **sustainable returns** via responsible investing, sustainable investing, impact investing, and clean investing.
- » **Strong ESG performers** tend to exhibit **operational excellence**, and are **more resilient to perils** ranging from ethical lapses to climate risks.
- » Companies that adopt a **robust framework** are defensive and bound to **outperform during a crisis.**

VLRT Framework| Adaptive Money Management

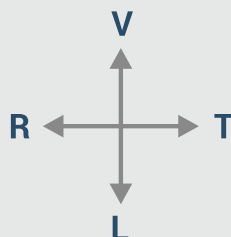
Being Relevant with 'predictive analytics'

VALUATION ANALYTICS

Knowing the difference between price and value.

RISK APPETITE ANALYTICS

Perceiving what drives market participants to certain actions and reactions.



TIMING

Being in sync with the waves of value and behaviour

LIQUIDITY ANALYTICS

Understanding the flow of money across asset classes.

The core engine that drives us and sets us apart is a **robust and differentiated investment framework** that enables us to see **beyond the horizon and stay relevant.** Our unique analytical framework for enabling 'predictive analytics' encompasses all available asset classes and sectors, formulating a multi-dimensional research perspective.

Why multi-dimensional?

The markets are a complex, dynamic system. There is no one formula or strategy or perspective that can consistently outperform. **A diverse set of variables and participants are continuously interacting with each other in myriad ways.**

In the face of this uncertainty and complexity, instead of limiting ourselves to any one school of thought **we have found consistent success by studying markets along four dimensions: Valuation, Liquidity, Risk Appetite, and Time [VLRT].**

Top 10 Holdings

Stocks	% of Net Assets
Reliance Industries Limited	9.41
HDFC Life Insurance Co Ltd	8.45
Jio Financial Services Limited	8.24
Pfizer Ltd	7.88
Zydus Wellness Ltd	7.66
Life Insurance Corporation Of India	7.47
Aditya Birla Fashion And Retail Ltd	7.03
Britannia Industries Limited	6.46
Nestle India Limited	5.74
Marico Limited	5.14
Total of Top 10 Holdings	73.48

Top 10 Sectors

Sectors	% Weightage
Food Products	19.87
Insurance	15.92
Finance	11.34
Petroleum Products	9.41
Pharmaceuticals & Biotechnology	9.32
Retailing	7.03
Agricultural Food & other Products	5.14
Telecom - Services	4.00
Chemicals & Petrochemicals	3.68
Commercial Services & Supplies	2.20

(Data as on December 31, 2024)

quant Mutual Fund | 6th floor, sea breeze building, appasaheb marathe marg, prabhadevi, mumbai - 400 025.
tel: +91 22 6295 5000 | whatsapp message: +91 99 20 21 22 23 | help.investor@quant.in | help.distributor@quant.in

Mutual funds are subject to market risk, please read all scheme related documents carefully.