



quant[®]

FLEXI CAP FUND

(An open ended dynamic equity scheme investing across large cap, mid cap, small cap stocks)

Flexibility creates Adaptability



“ Know what you own, and why you own it ”
— Peter Lynch, American value investor

FLEXI CAP
FUND

quant[®]



Long Term Gains

Equities provide the highest potential for maximum capital appreciation over the long term along with income through dividends



Liquidity

Equities generally are among the most liquid class of assets and can be liquidated anytime when contingencies arise



Inflation Adjusted Returns

Equities have the potential to deliver returns in excess of inflation and is a true wealth builder in inflation adjusted terms and in terms of long term capital appreciation



Tax Advantage

Equities are among the most tax friendly asset classes, creating lower tax obligations compared to other asset classes



Goal Accelerator

It has been empirically seen that a well managed diversified equity investment can potentially help realize financial goals faster due to the inherent nature of equities

**Total Market
Capitalisation of
S&P BSE Sensex
(July 2023)**
₹301.70
lakh crores
(US\$3.8 trillion)



LARGE CAP

Firms ranked between
1 and 100 by full
market capitalisation

MID CAP

Firms ranked between
101 and 250 by full
market capitalisation

SMALL CAP


Firms ranked
above 250 by full
market capitalisation

- Flexi cap funds invest in opportunities across the market spectrum, i.e. they have a multi cap focus with an inherent quality of flexibility
- Flexibility allows the scheme to manage its overweight/underweight exposure to large/mid/small cap stocks dynamically
- Investing in a varying combination of large/mid/small cap stocks and sectors can be an attractive and flexible tool to achieve your investment goals
- Works on the principle of diversification by spreading money across more investment choices
- Flexi cap funds can mitigate risk more effectively due to a wider choices and flexibility to navigate among them Potential to provide competitive total return

A flexi cap strategy emphasizes on a mix of large/mid/small cap stocks from various sectors that can be dynamically rebalanced, in view of short to long term opportunities and risks, to strive for optimum investment outcomes



- Flexi-cap funds offer a diversified portfolio due to which the fund balances the risk and return aspects better
- These funds are also known to deliver steady returns even during times of a bear market phase
- A flexible combination of large, mid, and small cap stocks should be part of investors' core portfolio



Large Cap

Low growth + Lower relative risk

(well established, large market share, high performance, profitable, good reputation, least volatile during recession, highest liquidity)

Mid Cap

Medium growth + Higher relative risk


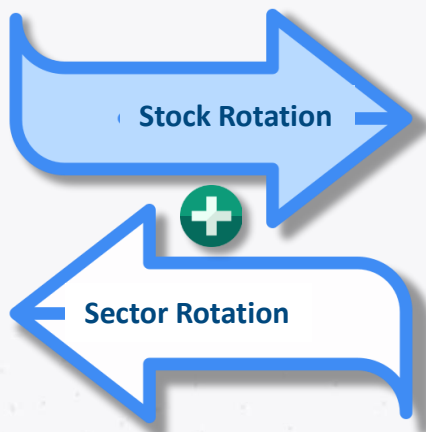
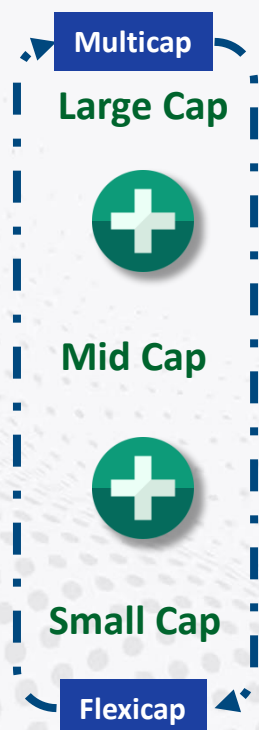
(well established, growing market share, high performance, potential to out-run large caps, more volatile than large caps, high liquidity)

Small Cap

Highest growth + Highest relative risk

(high returns potential than large and mid caps, can become bigger in future and break into midcap league, most volatile, low liquidity as compared to large and mid caps)

- No minimum cap limits. The money manager is free to be underweight / overweight across market caps, depending on his perception of risk/reward
- Dur to 100% fungibility, money manager can exclude one cap in favour of the other two, or remain invested in just one market cap until the next turn of the tide
- Zero sector bias and permits investing in attractively valued high growth /defensive sectors as the need may be



Dynamic and unconstrained portfolio

quant Flexicap Fund has the flexibility to move across Large, Mid, and Small caps depending on attractiveness of each market cap. We dynamically rebalance exposure to market caps and sectors on the basis of our VLRT Framework and Predictive Analytics indicators



Fund Positioning

- For investors wishing to **benefit from long term growth potential through 100% flexibility in investing across large, mid, and small cap companies**
- Investors with a **long-term horizon (3 years and above) and aiming for reasonable returns from equities with lower volatility and risk mitigation over the long term**
- Investors who **wish to participate in the upside potential of mid and small cap stocks, while enjoying the relative stability of large cap stocks, through dynamic portfolio rebalancing**

Fund Strategy

- The scheme **invests minimum 65-100% in equity and related instruments, 0-35% in debt and related instruments**
- The scheme has **flexibility and 100% fungibility to invest** in companies across market caps to **optimize risk-return payoffs**
- Our **money managers construct an unconstrained portfolio and deftly balance market caps and sectors to achieve an optimum investment outcome** while minimizing risk
- Our signature **VLRT Framework and Predictive Analytics tools dynamically manages** known risks and identifies opportunities




Unconstrained in Search of Opportunity

Diversified across market caps and sectors while constantly seeking appropriate balance of risk and return. Unconstrained investment strategy searches out compelling growth and hedging opportunities across market caps



Portfolio Stability

With exposure to large cap companies which have withstood the test of time and several business cycles, their earnings growth is stable and can likely provide downside protection during turbulent markets



Portfolio Growth

Provides a chance to grow your wealth from the high growth potential of mid and small cap companies that are just at the beginning of their growth journey and on the cusp of a new level of growth



Flexible Diversification

Since the portfolio is spread across market capitalizations and sectors, it gives you an opportunity to diversify your portfolio and effectively manage risk and return



Risk Mitigation

The money manager can go overweight or underweight on any particular market cap or sector after assessing opportunities and risks through multiple lenses



Multiple Opportunities

Invests in all three market caps and cultivates a diversified investment strategy, backed by analysis, insights, and predictive analysis tools, which are instrumental to achieving long-term investment success



Adaptive Portfolio

Allocating a portion of one's portfolio to the broader equity markets allows investors to participate in potential upside while mitigating associated risks. Adapts to changing markets through our 'Dynamic Style of Money Management'



Strong Risk Management Foundation

Spreading investments across market caps and sectors minimizes the impact of any one market cap's performance on the overall portfolio and protects against market volatility and significant losses



Convenience and Simplicity

Instead of individually managing investments across market caps, investors enjoy a single point access to broader equity markets and opportunities.



No Missing Out

Investors can reduce the chance of missing out a rally in any segment of the equity market. As various market caps move at different points in time, the money manager rebalances the portfolio to optimize the fund's risk–return profile



Expertise in Cycles Analytics

The fund adapts to changing market conditions, with our experienced money managers actively adjusting the portfolio. This approach aims for consistent returns and effective navigation through market cycles

Investment Process

Global Risk Appetite Analysis and Global Liquidity Analysis to determine the flow of money across asset classes, regions and countries

Indian Risk Appetite Analysis and Domestic Liquidity Analysis to determine whether it is a "Risk On / Risk Off" Environment

Money Flow Analysis can help identify stocks at inflection points that are experiencing a shift in perception

The VLR components of our VLRT framework spring into action and help us shortlist stocks

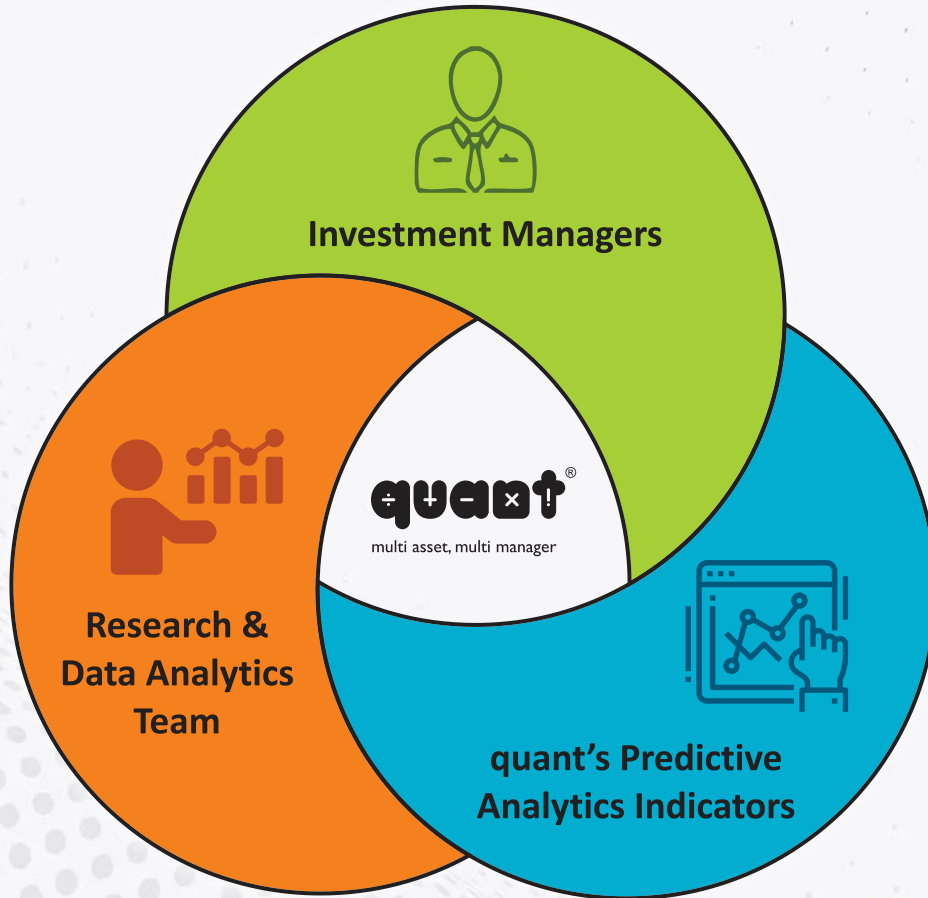
Lastly, it comes down to "Timing" – a function of all our analytical factors

quant
Port-
folio

quant pursues global research with a focus on financial markets and the real economy which includes the real economy and leveraged economy. We place a large emphasis on the role of participants' behavior. This idea has evolved into a multi-dimensional research perspective which is now formulated in our VLRT framework.

In a dynamic world, it is not just a choice but a necessity to adopt a multi-dimensional approach


The world is becoming non-linear and parabolic and to stay relevant, money managers must think with an unconstrained mind, actively update their methods and earnestly search for absolute returns, considering all markets and asset classes



“Analysis Adds Up”

We believe safeguarding investor wealth is paramount. Apart from reducing risk by investing **across asset classes**, we take diversification to another dimension by ensuring every investment decision comes from a focused discussion between **investment managers, research analysts and analytics team – each with diverse sets of capabilities and experiences**

VLRT



DYNAMIC REBALANCING

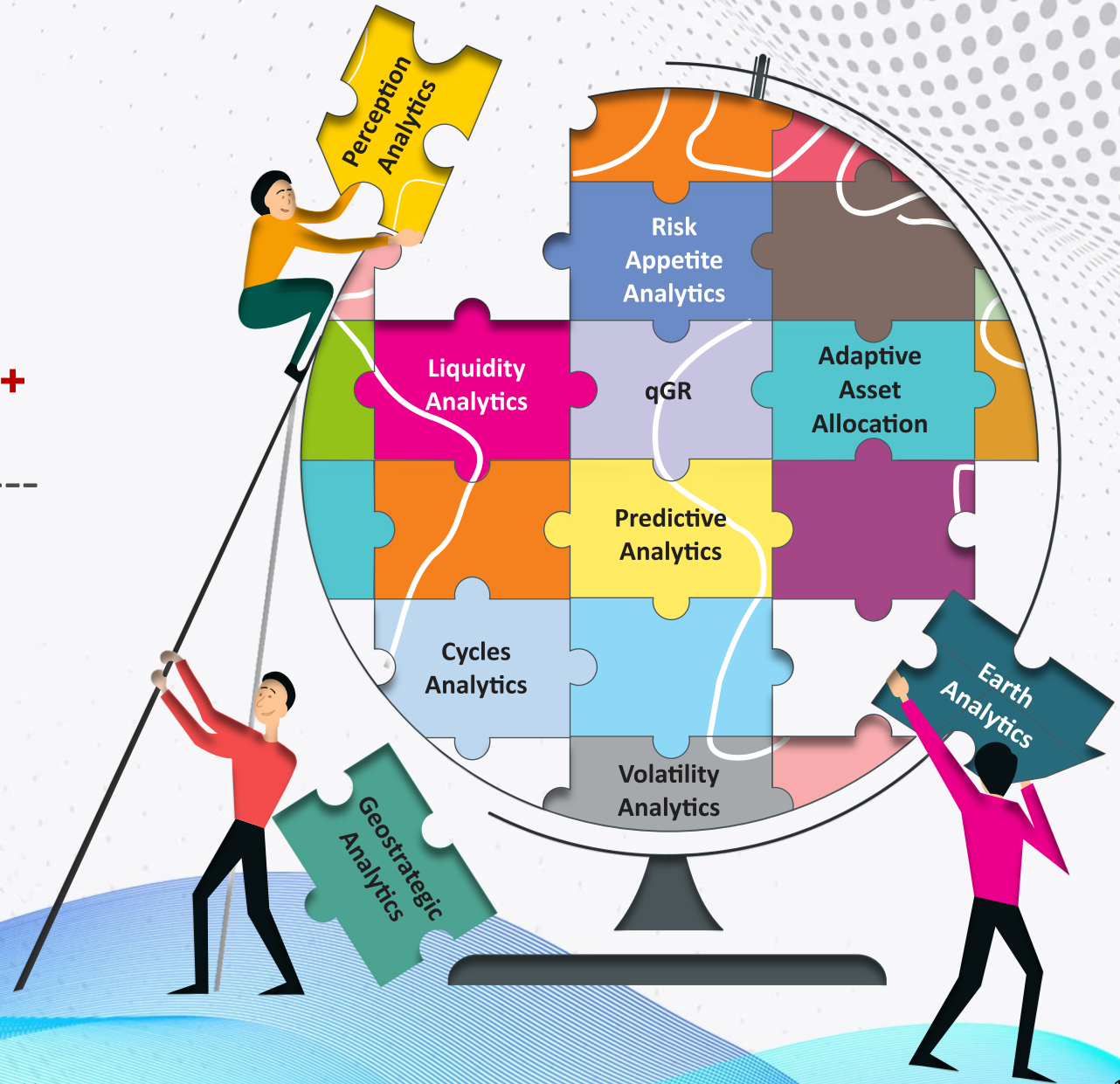
Stocks	% of Net Assets
Reliance Industries Limited	9.88
ITC Limited	8.21
Bajaj Finserv Ltd.	6.02
Adani Power Limited	5.70
Samvardhana Motherson International Ltd	5.34
Aurobindo Pharma Limited	5.24
Life Insurance Corporation Of India	4.30
Jio Financial Services Limited	3.74
Adani Enterprises Limited	3.49
Tata Power Company Limited	3.29
Total of Top 10 Holdings	55.20

Sectors	% Weightage
Finance	12.28
Power	11.87
Petroleum Products	9.88
Diversified FMCG	8.21
Pharmaceuticals & Biotechnology	7.22
Insurance	6.16
Auto Components	5.34
Chemicals & Petrochemicals	4.76
Retailing	3.65
Metals & Minerals Trading	3.49

(Data as on March 28, 2025)

MuM
Rs. 88,000 Crores⁺

Folios^{*}
93 Lacs⁺



*Total folios and MuM (Money Under Management) data as on 28th March 2025 (approximately)

quant MF – Equity schemes

Fund	Money Managers	3 Months		6 Months		1 Year		3 Years		5 Years		Since Inception	
		Fund	BM	Fund	BM	Fund	BM	Fund	BM	Fund	BM	Fund	BM
quant Small Cap Fund (Inception Date: Oct. 29, 1996)	Sandeep Tandon, Ankit Pande, Varun Pattani, Ayusha Kumbhat, Yug Tibrewal, Sameer Kate, Sanjeev Sharma	-11.09%	-14.66%	-18.95%	-17.77%	0.74%	6.02%	22.57%	18.60%	52.50%	37.65%	17.65%	16.04%
quant Tax Plan (Inception Date: Apr. 13, 2000)	Sandeep Tandon, Ankit Pande, Varun Pattani, Ayusha Kumbhat, Yug Tibrewal, Sameer Kate, Sanjeev Sharma	-5.26%	-4.74%	-19.77%	-12.57%	-4.26%	6.37%	15.66%	14.43%	39.91%	26.21%	20.20%	14.18%
quant Mid Cap Fund (Inception Date: Mar. 20, 2001)	Sandeep Tandon, Ankit Pande, Varun Pattani, Ayusha Kumbhat, Yug Tibrewal, Sameer Kate, Sanjeev Sharma	-6.70%	-9.16%	-17.75%	-14.33%	-2.36%	8.17%	20.50%	21.29%	39.35%	34.60%	17.85%	18.41%
quant Multi Asset Fund (Inception Date: Apr. 17, 2001)	Sandeep Tandon, Ankit Pande, Varun Pattani, Ayusha Kumbhat, Yug Tibrewal, Sameer Kate, Sanjeev Sharma	-3.23%	0.47%	-6.87%	-4.97%	8.85%	8.13%	20.02%	8.76%	35.47%	14.01%	15.34%	N.A.
quant Absolute Fund (Inception Date: Apr. 17, 2001)	Sandeep Tandon, Ankit Pande, Lokesh Garg, Varun Pattani, Ayusha Kumbhat, Yug Tibrewal, Sameer Kate, Sanjeev Sharma	-1.93%	0.24%	-13.05%	-5.15%	-0.52%	7.53%	13.44%	10.55%	30.07%	17.81%	16.88%	N.A.
quant Active Fund (Inception Date: Apr. 17, 2001)	Sandeep Tandon, Ankit Pande, Lokesh Garg, Varun Pattani, Ayusha Kumbhat, Yug Tibrewal, Sameer Kate, Sanjeev Sharma	-7.95%	-7.02%	-18.48%	-13.61%	-4.39%	6.88%	13.23%	16.43%	36.18%	30.01%	19.24%	15.53%
quant Liquid Fund (Inception Date: Oct. 03, 2005)	Sanjeev Sharma, Harshvardhan Bharatia	1.88%	1.79%	3.68%	3.52%	7.35%	7.25%	6.72%	6.75%	5.84%	5.51%	7.24%	6.77%
quant Large & Mid Cap Fund (Inception Date: Jan. 08, 2007)	Sandeep Tandon, Ankit Pande, Varun Pattani, Ayusha Kumbhat, Yug Tibrewal, Sameer Kate, Sanjeev Sharma	-5.83%	-5.62%	-17.15%	-12.78%	-1.00%	7.33%	18.84%	17.01%	31.78%	29.20%	18.74%	16.08%
quant Infrastructure Fund (Inception Date: Sep. 20, 2007)	Sandeep Tandon, Ankit Pande, Lokesh Garg, Varun Pattani, Ayusha Kumbhat, Yug Tibrewal, Sameer Kate, Sanjeev Sharma	-10.27%	-0.23%	-18.67%	-12.42%	-6.23%	2.27%	20.91%	20.58%	45.29%	31.08%	17.59%	11.61%
quant Focused Fund (Inception Date: Aug. 28, 2008)	Sandeep Tandon, Ankit Pande, Lokesh Garg, Varun Pattani, Ayusha Kumbhat, Yug Tibrewal, Sameer Kate, Sanjeev Sharma	-5.51%	-4.74%	-17.44%	-12.57%	-2.61%	6.37%	15.91%	14.43%	30.27%	26.21%	17.23%	14.18%
quant Flexi Cap Fund (Inception Date: Oct. 17, 2008)	Sandeep Tandon, Ankit Pande, Lokesh Garg, Varun Pattani, Ayusha Kumbhat, Yug Tibrewal, Sameer Kate, Sanjeev Sharma	-4.41%	-4.74%	-18.07%	-12.57%	-0.99%	6.37%	18.35%	14.43%	39.38%	26.21%	19.11%	14.18%
quant ESG Equity Fund (Inception Date: Nov. 05, 2020)	Sandeep Tandon, Ankit Pande, Varun Pattani, Ayusha Kumbhat, Yug Tibrewal, Sameer Kate, Sanjeev Sharma	-7.40%	-2.63%	-19.86%	-12.27%	-0.19%	6.05%	17.09%	11.37%	N.A.	N.A.	30.45%	17.21%
quant Quantamental Fund (Inception Date: May. 03, 2021)	Sandeep Tandon, Ankit Pande, Varun Pattani, Ayusha Kumbhat, Yug Tibrewal, Sameer Kate, Sanjeev Sharma	-4.85%	-3.34%	-18.07%	-11.88%	-3.74%	6.38%	23.47%	13.84%	N.A.	N.A.	22.72%	15.58%
quant Value Fund (Inception Date: Nov. 30, 2021)	Sandeep Tandon, Ankit Pande, Varun Pattani, Ayusha Kumbhat, Yug Tibrewal, Sameer Kate, Sanjeev Sharma	-10.28%	-4.74%	-19.13%	-12.57%	-1.95%	6.37%	22.45%	14.43%	N.A.	N.A.	20.80%	13.09%
quant Large Cap Fund (Inception Date: Aug. 11, 2022)	Sandeep Tandon, Ankit Pande, Lokesh Garg, Varun Pattani, Ayusha Kumbhat, Yug Tibrewal, Sameer Kate, Sanjeev Sharma	-6.08%	-2.10%	-15.64%	-11.38%	-1.60%	6.14%	N.A.	N.A.	N.A.	N.A.	14.62%	12.94%
quant Overnight Fund (Inception Date: Dec. 04, 2022)	Sanjeev Sharma, Harshvardhan Bharatia	1.56%	1.58%	3.26%	3.22%	6.75%	6.65%	N.A.	N.A.	N.A.	N.A.	6.95%	6.71%
quant Gilt Fund (Inception Date: Dec. 21, 2022)	Sanjeev Sharma, Harshvardhan Bharatia	2.58%	3.15%	3.95%	4.16%	8.73%	9.91%	N.A.	N.A.	N.A.	N.A.	8.10%	9.05%
quant Dynamic Asset Allocation Fund (Inception Date: Apr. 12, 2023)	Sandeep Tandon, Ankit Pande, Varun Pattani, Ayusha Kumbhat, Yug Tibrewal, Sameer Kate, Sanjeev Sharma	-3.22%	0.76%	-11.81%	-3.12%	2.67%	7.85%	N.A.	N.A.	N.A.	N.A.	26.62%	12.57%
quant Business Cycle Fund (Inception Date: May. 30, 2023)	Sandeep Tandon, Ankit Pande, Lokesh Garg, Varun Pattani, Ayusha Kumbhat, Yug Tibrewal, Sameer Kate, Sanjeev Sharma	-10.85%	-4.74%	-23.01%	-12.57%	0.47%	6.37%	N.A.	N.A.	N.A.	N.A.	26.03%	19.00%
quant BFSI Fund (Inception Date: Jun. 20, 2023)	Sandeep Tandon, Ankit Pande, Varun Pattani, Ayusha Kumbhat, Yug Tibrewal, Sameer Kate, Sanjeev Sharma	-6.21%	5.48%	-17.16%	0.78%	-2.29%	20.67%	N.A.	N.A.	N.A.	N.A.	26.22%	16.12%
quant Healthcare Fund (Inception Date: Jul. 17, 2023)	Sandeep Tandon, Ankit Pande, Varun Pattani, Ayusha Kumbhat, Yug Tibrewal, Sameer Kate, Sanjeev Sharma	-8.97%	-6.75%	-16.93%	-7.89%	9.24%	14.10%	N.A.	N.A.	N.A.	N.A.	24.46%	27.85%
quant Manufacturing Fund (Inception Date: Aug. 14, 2023)	Sandeep Tandon, Ankit Pande, Lokesh Garg, Varun Pattani, Ayusha Kumbhat, Yug Tibrewal, Sameer Kate, Sanjeev Sharma	-10.93%	-5.37%	-23.00%	-16.69%	-1.40%	7.68%	N.A.	N.A.	N.A.	N.A.	22.91%	21.90%
quant Teck Fund (Inception Date: Sep. 05, 2023)	Sandeep Tandon, Ankit Pande, Varun Pattani, Ayusha Kumbhat, Yug Tibrewal, Sameer Kate, Sanjeev Sharma	-16.37%	-15.15%	-17.49%	-11.83%	-1.76%	8.07%	N.A.	N.A.	N.A.	N.A.	10.54%	10.48%
quant Momentum Fund (Inception Date: Nov. 20, 2023)	Sandeep Tandon, Ankit Pande, Varun Pattani, Ayusha Kumbhat, Yug Tibrewal, Sameer Kate, Sanjeev Sharma	-4.05%	-4.74%	-16.66%	-12.57%	1.88%	6.37%	N.A.	N.A.	N.A.	N.A.	26.21%	16.41%
quant Commodities Fund (Inception Date: Dec. 27, 2023)	Sandeep Tandon, Ankit Pande, Varun Pattani, Ayusha Kumbhat, Yug Tibrewal, Sameer Kate, Sanjeev Sharma	-10.83%	4.20%	-17.96%	-13.42%	9.39%	2.59%	N.A.	N.A.	N.A.	N.A.	19.58%	9.58%
quant Consumption Fund (Inception Date: Jan. 24, '24)	Sandeep Tandon, Ankit Pande, Varun Pattani, Ayusha Kumbhat, Yug Tibrewal, Sameer Kate, Sanjeev Sharma	-8.01%	-5.57%	-19.49%	-17.29%	-6.53%	6.88%	N.A.	N.A.	N.A.	N.A.	-1.76%	11.03%
quant PSU Fund (Inception Date: Feb. 20, '24)	Sandeep Tandon, Ankit Pande, Varun Pattani, Ayusha Kumbhat, Yug Tibrewal, Sameer Kate, Sanjeev Sharma	-4.31%	-1.26%	-21.16%	-16.19%	-0.40%	4.48%	N.A.	N.A.	N.A.	N.A.	-1.09%	0.83%

Note: Data as on 28 March 2025. All returns are for direct plan. The calculation of returns since inception uses 07-01-2013 as the starting date for quant Small Cap Fund , quant ELSS Tax Saver Fund , quant Mid Cap Fund , quant Multi Asset Fund , quant Absolute Fund , quant Active Fund , quant Liquid Fund , quant Large & Mid Cap Fund , quant Infrastructure Fund , quant Focused Fund , quant Flexi Cap Fund

quant MF – Debt schemes

Fund	Fund Manager	7 Days		15 Days		1 Month		3 Month		6 Months		1 Year		3 Years		5 Years		Since Inception	
		Fund	BM	Fund	BM	Fund	BM	Fund	BM	Fund	BM	Fund	BM	Fund	BM	Fund	BM	Fund	BM
quant Liquid Fund (Inception Date: Oct. 03, 2005)	Sanjeev Sharma & Harshvardhan Bharatia	10.08%	9.95%	8.32%	8.28%	7.02%	6.90%	7.52%	5.37%	7.35%	7.04%	7.35%	7.25%	6.72%	6.75%	5.84%	5.51%	7.24%	6.77%
quant Overnight Fund (Inception Date: Dec. 04, 2022)	Sanjeev Sharma & Harshvardhan Bharatia	6.15%	6.28%	6.01%	6.18%	5.51%	5.71%	6.23%	4.73%	6.52%	6.44%	6.75%	6.65%	N.A.	N.A.	N.A.	N.A.	6.95%	6.71%
quant Gilt Fund (Inception Date: Dec. 21, 2022)	Sanjeev Sharma & Harshvardhan Bharatia	25.44%	28.27%	26.23%	29.38%	18.43%	23.08%	10.34%	9.46%	7.89%	8.32%	8.73%	9.91%	N.A.	N.A.	N.A.	N.A.	8.10%	9.05%

Note: Data as on 28 March 2025. The above performance data uses absolute returns for period less than 1 year and annualized returns for period more than 1 year for Direct (G) plans. However, different plans have different expense structure. Past performance may not be indicative of future performance.

Investment Objective	The primary investment objective of the scheme is to generate consistent returns by investing in a portfolio of Large Cap, Mid Cap and Small Cap companies. The AMC will have the discretion to completely or partially invest in any of the type of securities stated above with a view to maximize the returns or on defensive considerations. However, there can be no assurance that the investment objective of the Scheme will be realized, as actual market movements may be at variance with anticipated trends.
Benchmark Index	Nifty 500 TRI
Investment Category	An open-ended dynamic equity investing across large cap, mid cap, small cap stock
Plans Available	quant Flexi Cap Fund – Growth Option – Direct & Regular quant Flexi Cap Fund – Income Distribution cum Capital Withdrawal Option (Payout & Re-investment facility)– Direct & Regular
Entry Load	Nil
Exit Load	1% for 15 days
Fund Managers	Sandeep Tandon, Ankit Pande, Lokesh Garg, Varun Pattani, Ayusha Kumbhat, Yug Tibrewal, Sameer Kate, Sanjeev Sharma
Minimum Application	Purchase: Rs.5,000/- plus in multiple of Re.1 thereafter
Additional Investment	Additional Purchase: Rs. 1,000/- and in multiples of Rs. 1/- thereafter Repurchase: Rs. 1,000/-
Systematic Investment Plan (SIP)	Rs. 1000/- and multiple of Re. 1/-
Bank Details	Account Name: QUANT FLEXI CAP FUND Account Number: 00030350008753 IFSC Code: HDFC0000003, Branch: HDFC Bank, Surya Kiran, K.G Marg

<p>This product is suitable for investors who are seeking*:</p>	<p>Scheme Riskometer</p>	<p>Benchmark Riskometer</p>
<ul style="list-style-type: none"> • To Generate Capital appreciation • To invest in a portfolio of Large Cap, Mid Cap and Small Cap Companies 		
<p>*Investors should consult their financial advisors if in doubt about whether the product is suitable for them</p>		

LINKS		
<p>Scheme Information Document Click here</p>	<p>Scheme One Pager Click here</p>	<p>quant Mutual Fund Website Click here</p>

ALSO AVAILABLE ON			

Disclaimer: All figures and data given in the document are dated unless stated otherwise. In the preparation of the material contained in this document, the AMC has used information that is publicly available, including information developed in-house. Some of the material used in the document may have been obtained from members/persons other than the AMC and/or its affiliates and which may have been made available to the AMC and/or to its affiliates. Information gathered and material used in this document is believed to be from reliable sources. The AMC however does not warrant the accuracy, reasonableness and / or completeness of any information. We have included statements / opinions / recommendations in this document, which contain words, or phrases such as “will”, “expect”, “should”, “believe” and similar expressions or variations of such expressions, that are “forward looking statements”. Actual results may differ materially from those suggested by the forward looking statements due to risk or uncertainties associated with our expectations with respect to, but not limited to, exposure to market risks, general economic and political conditions in India and other countries globally, which have an impact on our services and / or investments, the monetary and interest policies of India, inflation, deflation, unanticipated turbulence in interest rates, foreign exchange rates, equity prices or other rates or prices etc. The AMC (including its affiliates), the Mutual Fund, the trust and any of its officers, directors, personnel and employees, shall not liable for any loss, damage of any nature, including but not limited to direct, indirect, punitive, special, exemplary, consequential, as also any loss of profit in any way arising from the use of this material in any manner. The recipient alone shall be fully responsible/are liable for any decision taken on this material. Investors are advised to consult their own legal, tax and financial advisors to determine possible tax, legal and other financial implication or consequence of subscribing to the units of quant Mutual Fund. quant Money Managers Ltd. has no duty or obligation to update the information contained herein. Past performance may or may not be sustained in the future. This presentation, including the information contained herein, may not be copied, reproduced, republished, or posted in whole or in part, in any form without the prior written consent of quant Money Managers Ltd.

Mutual Fund investments are subject to market risks, read all scheme related documents carefully



quant[®]
FLEXI CAP
FUND

quant Money Managers Limited

Corporate Office: 6th Floor, Sea Breeze Building, Appasaheb Marathe Marg, Prabhadevi, Mumbai - 400 025.

Tel: +91 22 6295 5000 | Whatsapp: +91 9920 21 22 23 | E-mail: help.investor@quant.in | help.distributor@quant.in

www.quantmutual.com