

# quant<sup>®</sup> FOCUSED FUND

(An open ended equity scheme investing in maximum 30 large cap stocks)

# quant<sup>®</sup>

multi asset, multi manager



## Invest in our philosophy active | absolute | unconstrained

### PLANS AND OPTIONS:

**Regular / Direct:** Growth and IDCW  
(Payout and Re-investment)

### LUMP SUM

Rs. 5,000/-

### SUBSEQUENT INVESTMENT

Rs. 1,000/-

### MINIMUM INVESTMENT:

### SYSTEMATIC INVESTMENT PLAN (SIP)

**Weekly:** Rs. 1,000/- (Wednesday)

**Fortnightly:** Rs. 1,000/- (alternate Wednesday)

**Monthly:** Rs. 1,000/-

**Quarterly:** Rs. 3,000/-

and in multiples of Re. 1/- thereafter

### LOAD STRUCTURE:

**Entry:** Nil | **Exit:** 1% for 15 days

### BENCHMARK INDEX:

NIFTY 500 TRI

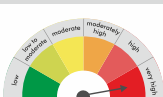
### FUND MANAGERS:

Ankit Pande | Vasav Sahgal  
Sanjeev Sharma

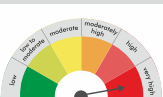
**This Product is suitable for  
investors who are seeking\***

- To Generate capital appreciation
- To invest predominantly in maximum 30 large cap stocks.

#### Scheme Riskometer



#### Benchmark Riskometer



**Disclaimer:** This brochure is for general reading purpose only and is not meant to serve as a professional guide. This document has been prepared on the basis of publicly available information, internally developed data and other sources believed to be reliable. The Sponsor, the Investment Manager, the Trustee or any of their respective directors, employees, affiliates or representatives ("entities & their affiliates") do not assume any responsibility for, or warrant the authenticity, accuracy, completeness, adequacy and reliability of such information. Whilst no action has been solicited based upon the information provided herein; due care has been taken to ensure that the facts are accurate and opinions given are fair and reasonable. This information is not intended to be an offer or solicitation for the purchase or sale of any financial product or instrument. Recipients of this information are advised to rely on their own analysis, interpretations & investigations. Readers are also advised to seek independent professional advice order to arrive at an informed investment decision. Entities & their affiliates shall not be liable for any direct, indirect, special, incidental, consequential, punitive or exemplary damages, including loss of profits, arising in any way from the information contained in this material. Entities & their affiliates including persons involved in the preparation or issuance of this material may from time to time have long or short positions in and buy or sell the securities there of, of company (ies)/ specific economic sectors mentioned herein. quant Money Managers Ltd. has no duty or obligation to update the information contained herein. Past performance may or may not be sustained in the future. This brochure, including the information contained herein, may not be copied, reproduced, republished, or posted in whole or in part, in any form without the prior written consent of quant Money Managers Ltd.

\*Investors should consult their financial advisers if in doubt about whether the product is suitable for them

## Investment Approach



Portfolio construction with maximum **30 large cap stocks (blue chips)**, as defined by SEBI.



Underlying theme is to **identify cross asset and cross market inflexion points**. Macro narrative guides our micro level stock selection.



**Sector agnostic** investment approach.



The fund adopts a **risk-off approach** to stock selection.

## Reasons to Buy

- Large cap orientation allowing for **exposure to well-managed blue chip companies** exhibiting relatively stable earnings and growth.
- Blue chip stocks are perceived to be **less volatile and tend to deliver stable returns**.
- Companies in the portfolio enjoy high liquidity and driven by **strong managements**.
- Investment **track record of nearly 14 years**.

As per SEBI circular dated October 6, 2017 large cap companies means 1st - 100th company in terms of full market cap, mid cap companies means 101st - 250th company in terms of full market cap and small cap companies means 251st company onwards in terms of full market cap.

## VLRT Framework| Adaptive Money Management

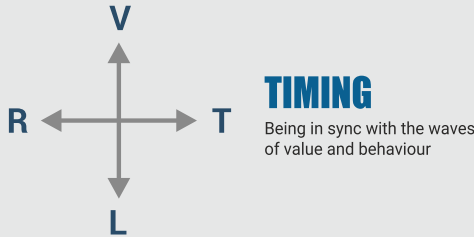
*Being Relevant with 'predictive analytics'*

### VALUATION ANALYTICS

Knowing the difference between price and value.

### RISK APPETITE ANALYTICS

Perceiving what drives market participants to certain actions and reactions.



### TIMING

Being in sync with the waves of value and behaviour

### LIQUIDITY ANALYTICS

Understanding the flow of money across asset classes.

The **core engine that drives us and sets us apart is a robust and differentiated investment framework that enables us to see beyond the horizon and stay relevant**. Our unique analytical framework for enabling 'predictive analytics' encompasses all available asset classes and sectors, formulating a multi-dimensional research perspective.

#### Why multi-dimensional?

The markets are a complex, dynamic system. There is no one formula or strategy or perspective that can consistently outperform **A diverse set of variables and participants are continuously interacting with each other in myriad ways**.

In the face of this uncertainty and complexity, instead of limiting ourselves to any one school of thought **we have found consistent success by studying markets along four dimensions: Valuation, Liquidity, Risk Appetite, and Time [VLRT]**.

## Top 10 Holdings

Stocks	% of Net Assets
ITC Limited	9.96
Reliance Industries Limited	9.27
Bajaj Finance Limited	8.46
Larsen & Toubro Limited	7.93
Grasim Industries Ltd	7.78
Life Insurance Corporation Of India	7.59
Jio Financial Services Limited	7.04
HDFC Life Insurance Co Ltd	5.66
Adani Enterprises Limited	4.86
NTPC Limited	4.81
<b>Total of Top 10 Holdings</b>	<b>73.36</b>

## Top 10 Sectors

Sectors	% Weightage
Finance	15.50
Insurance	13.25
Diversified FMCG	12.55
Petroleum Products	9.27
Construction	7.93
Cement & Cement Products	7.78
Food Products	6.08
Metals & Minerals Trading	4.86
Power	4.81
Consumer Durables	3.96

(Data as on December 31, 2024)

quant Mutual Fund | 6th floor, sea breeze building, appasaheb marathe marg, prabhadevi, mumbai - 400 025.  
tel: +91 22 6295 5000 | whatsapp message: +91 99 20 21 22 23 | help.investor@quant.in | help.distributor@quant.in

Mutual funds are subject to market risk, please read all scheme related documents carefully.