

The Evergreen Theme

quant[®]

HEALTHCARE
FUND

An open ended equity
scheme investing in healthcare sector





“

The first wealth is health

– Ralph Waldo Emerson

”

- The core innovation behind the VLRT Framework is the synthesis of various dimensions to identify inflexion points, long before the larger trend plays out and therefore at quant, we are inflexion point and cycles strategists, instead of momentum chasers. The difference in looking for inflexion points is that it allows us to position ourselves at the most opportune phases of the cyclical flow of markets
- Through Predictive Analytics platform, our Cycles Analytics framework works to identify cycles of various lengths and amplitudes, across asset classes and the inter-linkages and overlaps of these multifarious cycles are synthesized into the business cycle. In May'23, we launched the 'quant Business Cycle Fund', with the objective to provide investors, with a high risk appetite, a safe avenue through mutual funds to capitalise specifically on cycles
- We are today at an important juncture, as the VLRT multi-dimensional Framework clearly points out that a medium term bottoming of Risk Appetite is very near providing the impetus for a new business cycle. The last time the VLRT framework multi-dimensional variables were coming together to indicate such a turning point was in March-April 2020, post which there were strong resulting trends to the downside and upside respectively
- The advantage of taking a position in inflexion points is that the risk-reward ratio is the most favorable, which makes a significant difference to risk-adjusted performance. At the confluence of various cycles, the mathematics of market patterns starts working in favor of dynamic money managers like us
- As per the VLRT Framework, specifically Cycles Analytics, 2023 is the culmination of several cycles including the war, and financial crisis cycles. The renewed hype around de-dollarization, which we have been talking about since 2019, is similarly due to long-term monetary and currency cycles
- Post Q3 of FY23, markets may embark on a multiyear bull run as global Risk Appetite Analytics for various countries and multi asset classes will bottom out. Liquidity Analytics have already bottomed out as global tightening cycle has peaked out in Q4 of 2022. To ride this wave, and the resulting business cycle, we are launching series of thematic funds which are strongly correlated with cyclical upturns and quant Healthcare is one of the evergreen opportunity



In the current decade, constant involvement and consumption of healthcare along the three vectors of Prevention, Diagnosis and Treatment, blanketed by Insurance services, will be perennial



In Prevention

innovating to combat new disease variants and developing newer molecules



In Diagnosis

expanding geographic coverage and gamut of diseases and associated services



In Treatment

along with hospitals, traditional and alternative therapies such as those offered in Allopathy, Ayurveda, Homeopathy, Naturopathy, and adopting New-age Technologies



In Insurance

increased demographic penetration with increased coverage

Healthcare sector has potential to be a larger component of broader indices

Overview


- In 2022, India's healthcare industry witnessed high growth in deal value, reaching almost USD 6.14 billion from USD 3.69 billion in 2021
- The Indian medical tourism market was valued at USD 2.89 billion in 2020 and is expected to reach USD 13.42 billion by 2026
- Businesses are reducing the risk of dependencies on single jurisdiction global supply chains and seeking domestic organic and inorganic opportunities
- Covid-19 spurred health consciousness, widening the scope for more investments in advanced technology to combat future pandemics or existing life-threatening diseases

Significant Trends

- Growing lifestyle diseases bring rising opportunities in point of care (POC) diagnostics market and over the counter (OTC) pharmaceuticals
- The digitalization of the health industry is expected to be in high demand, due to proliferation of e-pharmacies, from tele-health to Digital Therapeutics (DTx)
- Pharma and MedTech manufacturing expected to bring billions in investments encouraged by the production led incentive (PLI) scheme and China +1 strategy
- Growth of healthcare Unicorns due to the booming startup ecosystem, with the advancements in National Health Stack (Big Data, AI/ML) in pursuit of healthcare for all

Market Drivers

- Union Budget 2023 (*Amrit Kaal* Budget) has laid the groundwork for healthcare infrastructure, technologically assisted solutions, and eradication of diseases
- The government has taken into consideration the R&D in healthcare by expanding facilities in the Indian Council of Medical Research (ICMR) Labs
- Focus has shifted from managing illness to wellness, spurring spends on wellness
- The middle-class population in India, with considerable disposable income, is demanding better healthcare services





85% clinicians used teleconsultation & digital platforms during the lockdown



50% doctors found digital platforms to be an effective tool for patient interactions



80% teleconsultation services were from first-time users



44% teleconsultations were from non-metro cities

How India accessed healthcare during March 1, 2020 – May 31, 2020

- In a survey of 800 physicians conducted by BCG across metros and tier-1 cities, digital healthcare emerged as a viable alternative to traditional delivery models
- Telemedicine and e-Health are now considered to be potential solutions for addressing this lack of access, on account of the extensive smartphone penetration in India and improving mobile connectivity
- Affordable and quality healthcare can be enabled by Artificial Intelligence, wearables, and other mobile technologies as well as Internet of Things
- A timely 5-minute consultation enabled by telemedicine can save lives and avoid huge downstream costs

Hospitals

Government (healthcare centres, district hospitals, general hospitals)
Private (nursing homes, mid-tier & top-tier private hospitals)

Pharmaceutical

Includes manufacturing, extraction, processing, purification & packaging of chemical materials for use as medications for humans or animals

Diagnostics

Comprises businesses & laboratories that offer analytical or diagnostic services, including body fluid analysis

Medical Equipment and Supplies

Includes establishments primarily manufacturing medical equipment & supplies, e.g. surgical, dental, orthopedic, ophthalmologic, laboratory instruments, etc.

Medical Insurance

Includes health insurance & medical reimbursement facility, covering an individual's hospitalization expenses incurred due to sickness

Telemedicine

Has enormous potential in meeting the challenges of healthcare delivery to rural & remote areas besides several other applications in education, training & management in the health sector



Fund Positioning

- For investors wishing to participate in opportunities within the **healthcare sector** benefiting from a strong focus on growth via increased access to healthcare backed by innovation and technology
- Investors with a long-term horizon and willing to participate in **one of the fastest growing sectors promoting health consciousness, wellness, and healthier lifestyles**

Fund Strategy

- The scheme will **invest at least 80% in healthcare, life sciences, insurance and wellness companies that are expected to benefit from increased investments in healthcare infrastructure and service delivery, including advanced medical technology.** These include pharmaceuticals, biotech, hospitals, medical devices, diagnostic services, clinical trials, outsourcing, telemedicine, medical tourism, health insurance, medical equipment, MedTech etc.
- Flexibility to invest in companies, across market caps, to **optimize risk-return payoffs**
- Being inflexion point strategists, our **money managers will construct a focused or diversified portfolio, based on the sub-sector outlook**
- **VLRT, our risk mitigating investment framework, and Predictive Analytics tools will be used to dynamically manage the known risks and identifying opportunities** across the portfolio



Demographic, Epidemiological, and Health Transitions

With 73 mn households moving into the middle class in next 10 years, rising chronic diseases and lifestyle disorders are enhancing healthcare demand, rising income levels are pushing demand for proactively seeking preventive healthcare services



Medical Value Travel

India is fast emerging as an attractive destination for medical value travellers from across the globe. Wellness tourism is growing fast as consumers integrate wellness into their travel plans.



Enabling Policy Environment

Rising public health expenditure to 2.5% of GDP by 2025, *Ayushman Bharat* and *Aatmanirbhar Bharat Abhiyaan*, investment of USD 200 bn in medical infrastructure by 2024



Demand Supply Gap

To meet the growing demand for healthcare in India, achieving the target of 3 beds per 1,000 people by 2025, a ratio of 3 doctors and 5 nurses per 1,000 people by 2034, is on the cards and will spur significant investments in healthcare infrastructure



Technology Investments

Enhanced adoption of telemedicine and digital technologies, emergence of PPP models in healthcare, foray of private hospital chains into Tier 2 and Tier 3 cities, State initiatives to attract PPP investments



Health Insurance

With increasing demand for affordable and quality healthcare, penetration of health insurance is poised to grow exponentially in the coming years



Potential for strong earnings growth due to rising demand for healthcare and disease prevention post Covid 19



Medtech blends technology with healthcare to drive future growth through monitoring devices, AI, robotics and 3D printing



Potential of resilience to economic downturns while displaying less volatility



Diversification opportunities through several healthcare sub-sectors



Market cap agnostic and unconstrained approach to optimize the risk-return payoff

quant[®]
HEALTHCARE
FUND

Investment Process

Global Risk Appetite Analysis and Global Liquidity Analysis to determine the flow of money across asset classes, regions and countries

Indian Risk Appetite Analysis and Domestic Liquidity Analysis to determine whether it is a "Risk On / Risk Off" Environment

Money Flow Analysis can help identify stocks at inflection points that are experiencing a shift in perception

The VLR components of our VLRT framework spring into action and help us shortlist stocks

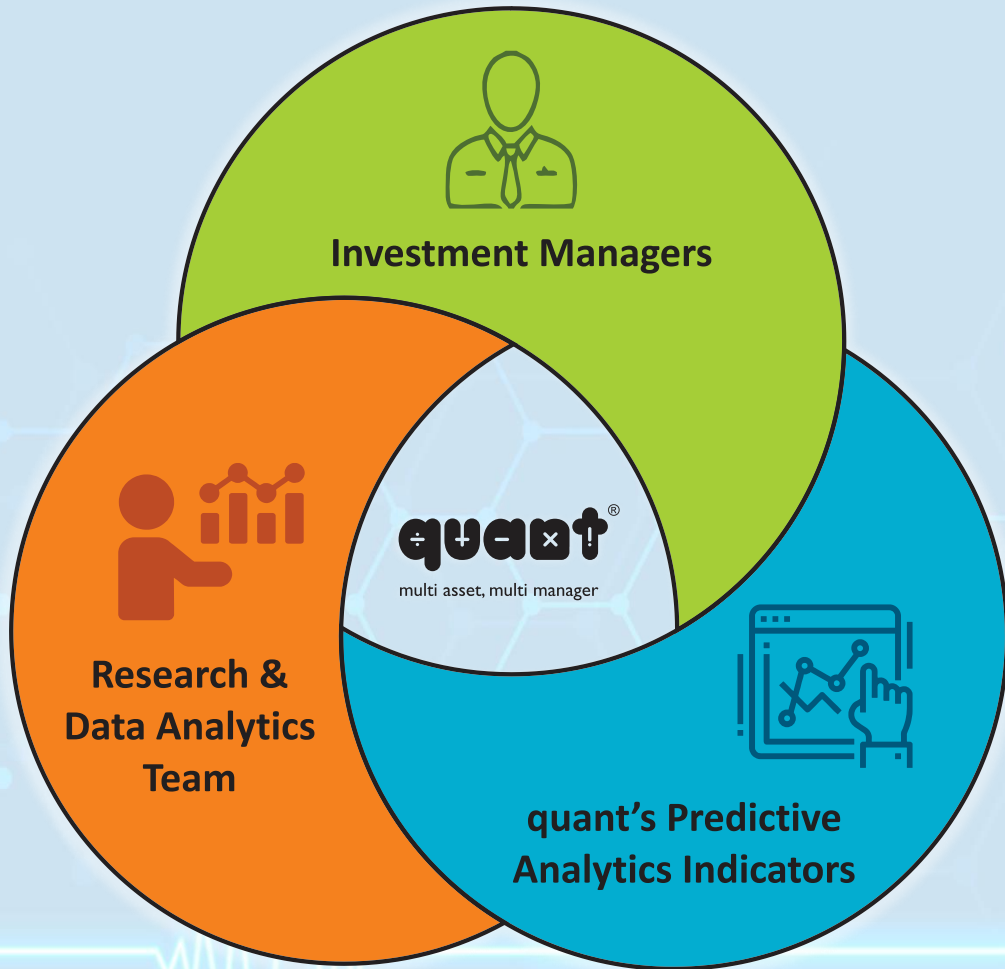
Lastly, it comes down to "Timing" – a function of all our analytical factors

quant
Port-
folio

quant pursues global research with a focus on financial markets and the real economy which includes the real economy and leveraged economy. We place a large emphasis on the role of participants' behavior. This idea has evolved into a multi-dimensional research perspective which is now formulated in our VLRT framework.

In a dynamic world, it is not just a choice but a necessity to adopt a multi-dimensional approach

The world is becoming non-linear and parabolic and to stay relevant, money managers must think with an unconstrained mind, actively update their methods and earnestly search for absolute returns, considering all markets and asset classes



“Analysis Adds Up”

We believe safeguarding investor wealth is paramount. Apart from reducing risk by investing **across asset classes**, we take diversification to another dimension by ensuring every investment decision comes from a focused discussion between **investment managers, research analysts and analytics team** – each with diverse sets of capabilities and experiences

VLRT



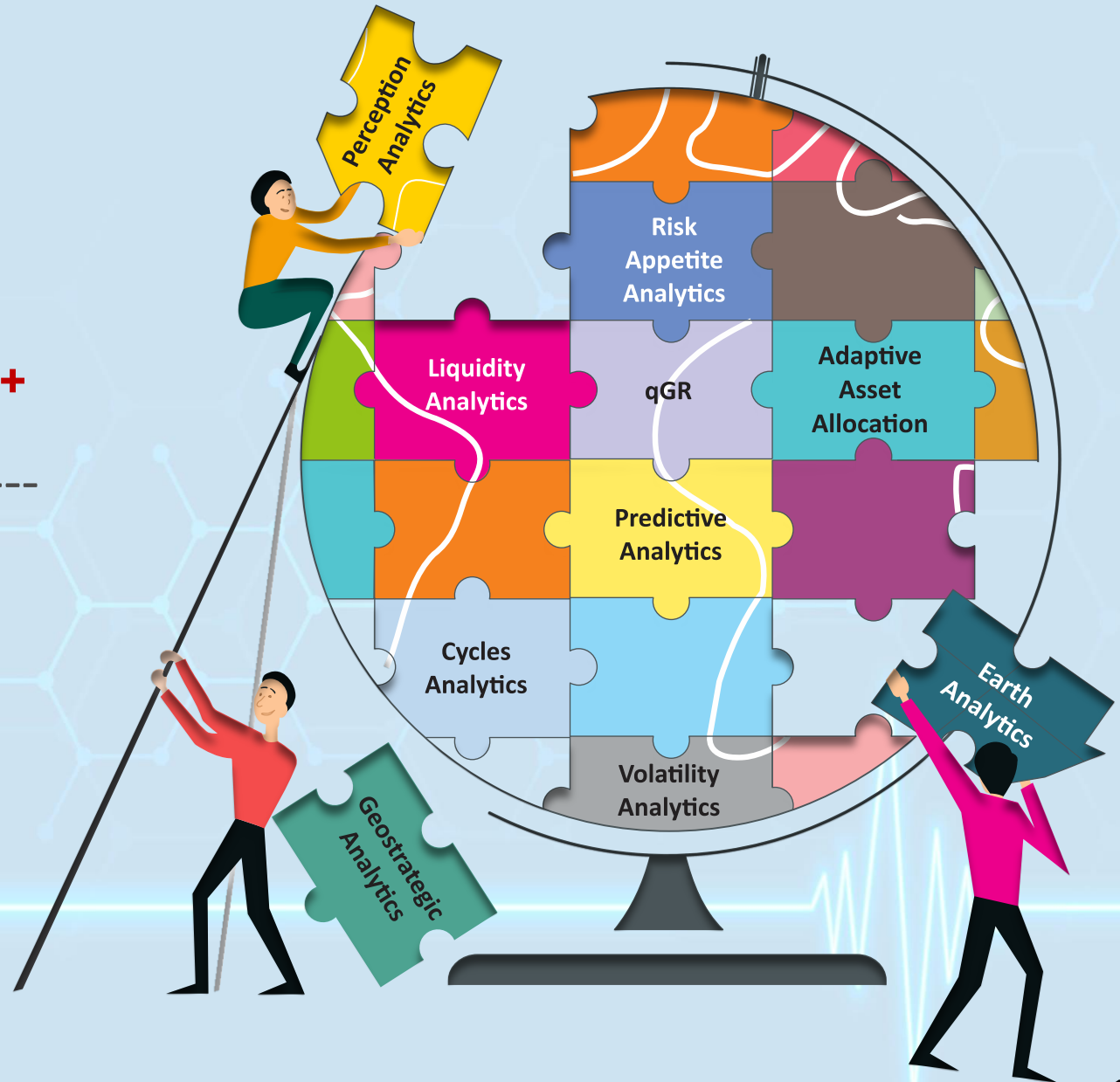
Stocks	% of Net Assets
Divi's Laboratories Limited	9.57
RPG Life Sciences Limited	9.28
Aster DM Healthcare Limited	9.22
IPCA Laboratories Ltd	7.42
Torrent Pharmaceuticals Ltd	7.31
Alivus Life Sciences	7.20
Zydus Lifesciences Limited	7.02
Aurobindo Pharma Limited	6.82
Reliance Industries Limited	6.69
Zydus Wellness Ltd	5.83
Total of Top 10 Holdings	76.36

Sectors	% Weightage
Pharmaceuticals & Biotechnology	68.41
Healthcare Services	11.60
Petroleum Products	6.69
Food Products	5.83
Telecom - Services	5.11

(Data as on March 28, 2025)

MuM
Rs. 88,000 Crores⁺

Folios^{*}
93 Lacs⁺



*Total folios and MuM (Money under Management) data as on 28th March 2025 (approximately)

quant MF – Equity schemes

Fund	Money Managers	3 Months		6 Months		1 Year		3 Years		5 Years		Since Inception	
		Fund	BM	Fund	BM	Fund	BM	Fund	BM	Fund	BM	Fund	BM
quant Small Cap Fund (Inception Date: Oct. 29, 1996)	Sandeep Tandon, Ankit Pande, Varun Pattani, Ayusha Kumbhat, Yug Tibrewal, Sameer Kate, Sanjeev Sharma	-11.09%	-14.66%	-18.95%	-17.77%	0.74%	6.02%	22.57%	18.60%	52.50%	37.65%	17.65%	16.04%
quant Tax Plan (Inception Date: Apr. 13, 2000)	Sandeep Tandon, Ankit Pande, Varun Pattani, Ayusha Kumbhat, Yug Tibrewal, Sameer Kate, Sanjeev Sharma	-5.26%	-4.74%	-19.77%	-12.57%	-4.26%	6.37%	15.66%	14.43%	39.91%	26.21%	20.20%	14.18%
quant Mid Cap Fund (Inception Date: Mar. 20, 2001)	Sandeep Tandon, Ankit Pande, Varun Pattani, Ayusha Kumbhat, Yug Tibrewal, Sameer Kate, Sanjeev Sharma	-6.70%	-9.16%	-17.75%	-14.33%	-2.36%	8.17%	20.50%	21.29%	39.35%	34.60%	17.85%	18.41%
quant Multi Asset Fund (Inception Date: Apr. 17, 2001)	Sandeep Tandon, Ankit Pande, Varun Pattani, Ayusha Kumbhat, Yug Tibrewal, Sameer Kate, Sanjeev Sharma	-3.23%	0.47%	-6.87%	-4.97%	8.85%	8.13%	20.02%	8.76%	35.47%	14.01%	15.34%	N.A.
quant Absolute Fund (Inception Date: Apr. 17, 2001)	Sandeep Tandon, Ankit Pande, Lokesh Garg, Varun Pattani, Ayusha Kumbhat, Yug Tibrewal, Sameer Kate, Sanjeev Sharma	-1.93%	0.24%	-13.05%	-5.15%	-0.52%	7.53%	13.44%	10.55%	30.07%	17.81%	16.88%	N.A.
quant Active Fund (Inception Date: Apr. 17, 2001)	Sandeep Tandon, Ankit Pande, Lokesh Garg, Varun Pattani, Ayusha Kumbhat, Yug Tibrewal, Sameer Kate, Sanjeev Sharma	-7.95%	-7.02%	-18.48%	-13.61%	-4.39%	6.88%	13.23%	16.43%	36.18%	30.01%	19.24%	15.53%
quant Liquid Fund (Inception Date: Oct. 03, 2005)	Sanjeev Sharma, Harshvardhan Bharatia	1.88%	1.79%	3.68%	3.52%	7.35%	7.25%	6.72%	6.75%	5.84%	5.51%	7.24%	6.77%
quant Large & Mid Cap Fund (Inception Date: Jan. 08, 2007)	Sandeep Tandon, Ankit Pande, Varun Pattani, Ayusha Kumbhat, Yug Tibrewal, Sameer Kate, Sanjeev Sharma	-5.83%	-5.62%	-17.15%	-12.78%	-1.00%	7.33%	18.84%	17.01%	31.78%	29.20%	18.74%	16.08%
quant Infrastructure Fund (Inception Date: Sep. 20, 2007)	Sandeep Tandon, Ankit Pande, Lokesh Garg, Varun Pattani, Ayusha Kumbhat, Yug Tibrewal, Sameer Kate, Sanjeev Sharma	-10.27%	-0.23%	-18.67%	-12.42%	-6.23%	2.27%	20.91%	20.58%	45.29%	31.08%	17.59%	11.61%
quant Focused Fund (Inception Date: Aug. 28, 2008)	Sandeep Tandon, Ankit Pande, Lokesh Garg, Varun Pattani, Ayusha Kumbhat, Yug Tibrewal, Sameer Kate, Sanjeev Sharma	-5.51%	-4.74%	-17.44%	-12.57%	-2.61%	6.37%	15.91%	14.43%	30.27%	26.21%	17.23%	14.18%
quant Flexi Cap Fund (Inception Date: Oct. 17, 2008)	Sandeep Tandon, Ankit Pande, Lokesh Garg, Varun Pattani, Ayusha Kumbhat, Yug Tibrewal, Sameer Kate, Sanjeev Sharma	-4.41%	-4.74%	-18.07%	-12.57%	-0.99%	6.37%	18.35%	14.43%	39.38%	26.21%	19.11%	14.18%
quant ESG Equity Fund (Inception Date: Nov. 05, 2020)	Sandeep Tandon, Ankit Pande, Varun Pattani, Ayusha Kumbhat, Yug Tibrewal, Sameer Kate, Sanjeev Sharma	-7.40%	-2.63%	-19.86%	-12.27%	-0.19%	6.05%	17.09%	11.37%	N.A.	N.A.	30.45%	17.21%
quant Quantamental Fund (Inception Date: May. 03, 2021)	Sandeep Tandon, Ankit Pande, Varun Pattani, Ayusha Kumbhat, Yug Tibrewal, Sameer Kate, Sanjeev Sharma	-4.85%	-3.34%	-18.07%	-11.88%	-3.74%	6.38%	23.47%	13.84%	N.A.	N.A.	22.72%	15.58%
quant Value Fund (Inception Date: Nov. 30, 2021)	Sandeep Tandon, Ankit Pande, Varun Pattani, Ayusha Kumbhat, Yug Tibrewal, Sameer Kate, Sanjeev Sharma	-10.28%	-4.74%	-19.13%	-12.57%	-1.95%	6.37%	22.45%	14.43%	N.A.	N.A.	20.80%	13.09%
quant Large Cap Fund (Inception Date: Aug. 11, 2022)	Sandeep Tandon, Ankit Pande, Lokesh Garg, Varun Pattani, Ayusha Kumbhat, Yug Tibrewal, Sameer Kate, Sanjeev Sharma	-6.08%	-2.10%	-15.64%	-11.38%	-1.60%	6.14%	N.A.	N.A.	N.A.	N.A.	14.62%	12.94%
quant Overnight Fund (Inception Date: Dec. 04, 2022)	Sanjeev Sharma, Harshvardhan Bharatia	1.56%	1.58%	3.26%	3.22%	6.75%	6.65%	N.A.	N.A.	N.A.	N.A.	6.95%	6.71%
quant Gilt Fund (Inception Date: Dec. 21, 2022)	Sanjeev Sharma, Harshvardhan Bharatia	2.58%	3.15%	3.95%	4.16%	8.73%	9.91%	N.A.	N.A.	N.A.	N.A.	8.10%	9.05%
quant Dynamic Asset Allocation Fund (Inception Date: Apr. 12, 2023)	Sandeep Tandon, Ankit Pande, Varun Pattani, Ayusha Kumbhat, Yug Tibrewal, Sameer Kate, Sanjeev Sharma	-3.22%	0.76%	-11.81%	-3.12%	2.67%	7.85%	N.A.	N.A.	N.A.	N.A.	26.62%	12.57%
quant Business Cycle Fund (Inception Date: May. 30, 2023)	Sandeep Tandon, Ankit Pande, Lokesh Garg, Varun Pattani, Ayusha Kumbhat, Yug Tibrewal, Sameer Kate, Sanjeev Sharma	-10.85%	-4.74%	-23.01%	-12.57%	0.47%	6.37%	N.A.	N.A.	N.A.	N.A.	26.03%	19.00%
quant BFSI Fund (Inception Date: Jun. 20, 2023)	Sandeep Tandon, Ankit Pande, Varun Pattani, Ayusha Kumbhat, Yug Tibrewal, Sameer Kate, Sanjeev Sharma	-6.21%	5.48%	-17.16%	0.78%	-2.29%	20.67%	N.A.	N.A.	N.A.	N.A.	26.22%	16.12%
quant Healthcare Fund (Inception Date: Jul. 17, 2023)	Sandeep Tandon, Ankit Pande, Varun Pattani, Ayusha Kumbhat, Yug Tibrewal, Sameer Kate, Sanjeev Sharma	-8.97%	-6.75%	-16.93%	-7.89%	9.24%	14.10%	N.A.	N.A.	N.A.	N.A.	24.46%	27.85%
quant Manufacturing Fund (Inception Date: Aug. 14, 2023)	Sandeep Tandon, Ankit Pande, Lokesh Garg, Varun Pattani, Ayusha Kumbhat, Yug Tibrewal, Sameer Kate, Sanjeev Sharma	-10.93%	-5.37%	-23.00%	-16.69%	-1.40%	7.68%	N.A.	N.A.	N.A.	N.A.	22.91%	21.90%
quant Teck Fund (Inception Date: Sep. 05, 2023)	Sandeep Tandon, Ankit Pande, Varun Pattani, Ayusha Kumbhat, Yug Tibrewal, Sameer Kate, Sanjeev Sharma	-16.37%	-15.15%	-17.49%	-11.83%	-1.76%	8.07%	N.A.	N.A.	N.A.	N.A.	10.54%	10.48%
quant Momentum Fund (Inception Date: Nov. 20, 2023)	Sandeep Tandon, Ankit Pande, Varun Pattani, Ayusha Kumbhat, Yug Tibrewal, Sameer Kate, Sanjeev Sharma	-4.05%	-4.74%	-16.66%	-12.57%	1.88%	6.37%	N.A.	N.A.	N.A.	N.A.	26.21%	16.41%
quant Commodities Fund (Inception Date: Dec. 27, 2023)	Sandeep Tandon, Ankit Pande, Varun Pattani, Ayusha Kumbhat, Yug Tibrewal, Sameer Kate, Sanjeev Sharma	-10.83%	4.20%	-17.96%	-13.42%	9.39%	2.59%	N.A.	N.A.	N.A.	N.A.	19.58%	9.58%
quant Consumption Fund (Inception Date: Jan. 24, '24)	Sandeep Tandon, Ankit Pande, Varun Pattani, Ayusha Kumbhat, Yug Tibrewal, Sameer Kate, Sanjeev Sharma	-8.01%	-5.57%	-19.49%	-17.29%	-6.53%	6.88%	N.A.	N.A.	N.A.	N.A.	-1.76%	11.03%
quant PSU Fund (Inception Date: Feb. 20, '24)	Sandeep Tandon, Ankit Pande, Varun Pattani, Ayusha Kumbhat, Yug Tibrewal, Sameer Kate, Sanjeev Sharma	-4.31%	-1.26%	-21.16%	-16.19%	-0.40%	4.48%	N.A.	N.A.	N.A.	N.A.	-1.09%	0.83%

Note: Data as on 28 March 2025. All returns are for direct plan. The calculation of returns since inception uses 07-01-2013 as the starting date for quant Small Cap Fund, quant ELSS Tax Saver Fund, quant Mid Cap Fund, quant Multi Asset Fund, quant Absolute Fund, quant Active Fund, quant Liquid Fund, quant Large & Mid Cap Fund, quant Infrastructure Fund, quant Focused Fund, quant Flexi Cap Fund

quant MF – Debt schemes

Fund	Fund Manager	7 Days		15 Days		1 Month		3 Month		6 Months		1 Year		3 Years		5 Years		Since Inception	
		Fund	BM	Fund	BM	Fund	BM	Fund	BM	Fund	BM	Fund	BM	Fund	BM	Fund	BM	Fund	BM
quant Liquid Fund (Inception Date: Oct. 03, 2005)	Sanjeev Sharma & Harshvardhan Bharatia	10.08%	9.95%	8.32%	8.28%	7.02%	6.90%	7.52%	5.37%	7.35%	7.04%	7.35%	7.25%	6.72%	6.75%	5.84%	5.51%	7.24%	6.77%
quant Overnight Fund (Inception Date: Dec. 04, 2022)	Sanjeev Sharma & Harshvardhan Bharatia	6.15%	6.28%	6.01%	6.18%	5.51%	5.71%	6.23%	4.73%	6.52%	6.44%	6.75%	6.65%	N.A.	N.A.	N.A.	N.A.	6.95%	6.71%
quant Gilt Fund (Inception Date: Dec. 21, 2022)	Sanjeev Sharma & Harshvardhan Bharatia	25.44%	28.27%	26.23%	29.38%	18.43%	23.08%	10.34%	9.46%	7.89%	8.32%	8.73%	9.91%	N.A.	N.A.	N.A.	N.A.	8.10%	9.05%

Note: Data as on 28 March 2025. The above performance data uses absolute returns for period less than 1 year and annualized returns for period more than 1 year for Direct (G) plans. However, different plans have different expense structure. Past performance may not be indicative of future performance.

Investment Objective	The investment objective of the scheme is to seek long term capital appreciation by investing in equity/equity related instruments of companies from the healthcare sector. However, there is no assurance or guarantee that the investment objective of the Scheme will be achieved. The Scheme does not assure or guarantee any returns
Benchmark Index	S&P BSE Healthcare TRI
Investment Category	An open ended equity scheme investing in healthcare sector
Plans Available	quant Healthcare Fund – Growth Option – Direct & Regular quant Healthcare Fund – Income Distribution cum Capital Withdrawal Option (Payout & Re-investment facility)– Direct & Regular
Entry Load	Nil
Exit Load	1% for 15 days
Fund Managers	Sandeep Tandon, Ankit Pande, Varun Pattani, Ayusha Kumbhat, Yug Tibrewal, Sameer Kate, Sanjeev Sharma
Minimum Application	Purchase: Rs.5,000/- plus in multiple of Re.1 thereafter
Additional Investment	Additional Purchase: Rs. 1,000/- and in multiples of Rs. 1/- thereafter Repurchase: Rs. 1,000/-
Systematic Investment Plan (SIP)	Rs. 1000/- and multiple of Re. 1/-
Bank Details	Account Name: QUANT HEALTHCARE FUND Account Number: 57500001121250 IFSC Code: HDFC0000060, Branch: HDFC Bank, Fort, Mumbai 400001

<p>This product is suitable for investors who are seeking*:</p>	<p>Scheme Riskometer</p>	<p>Benchmark Riskometer</p>
<ul style="list-style-type: none"> • Capital appreciation over long term • Equity Investments in stocks of companies in the healthcare sector 		
<p>*Investors should consult their financial advisors if in doubt about whether the product is suitable for them</p>		

<p style="text-align: center;">LINKS</p>		
<p style="text-align: center;">Scheme Information Document Click here</p>	<p style="text-align: center;">Scheme One Pager Click here</p>	<p style="text-align: center;">quant Mutual Fund Website Click here</p>

<p style="text-align: center;">ALSO AVAILABLE ON</p>			

Disclaimer: All figures and data given in the document are dated unless stated otherwise. In the preparation of the material contained in this document, the AMC has used information that is publicly available, including information developed in-house. Some of the material used in the document may have been obtained from members/persons other than the AMC and/or its affiliates and which may have been made available to the AMC and/or to its affiliates. Information gathered and material used in this document is believed to be from reliable sources. The AMC however does not warrant the accuracy, reasonableness and / or completeness of any information. We have included statements / opinions / recommendations in this document, which contain words, or phrases such as “will”, “expect”, “should”, “believe” and similar expressions or variations of such expressions, that are “forward looking statements”. Actual results may differ materially from those suggested by the forward looking statements due to risk or uncertainties associated with our expectations with respect to, but not limited to, exposure to market risks, general economic and political conditions in India and other countries globally, which have an impact on our services and / or investments, the monetary and interest policies of India, inflation, deflation, unanticipated turbulence in interest rates, foreign exchange rates, equity prices or other rates or prices etc. The AMC (including its affiliates), the Mutual Fund, the trust and any of its officers, directors, personnel and employees, shall not liable for any loss, damage of any nature, including but not limited to direct, indirect, punitive, special, exemplary, consequential, as also any loss of profit in any way arising from the use of this material in any manner. The recipient alone shall be fully responsible/are liable for any decision taken on this material. Investors are advised to consult their own legal, tax and financial advisors to determine possible tax, legal and other financial implication or consequence of subscribing to the units of quant Mutual Fund. quant Money Managers Ltd. has no duty or obligation to update the information contained herein. Past performance may or may not be sustained in the future. This presentation, including the information contained herein, may not be copied, reproduced, republished, or posted in whole or in part, in any form without the prior written consent of quant Money Managers Ltd.



quant[®]
HEALTHCARE
FUND

quant Money Managers Limited

Corporate Office: 6th Floor, Sea Breeze Building, Appasaheb Marathe Marg, Prabhadevi, Mumbai - 400 025.

Tel: +91 22 6295 5000 | Whatsapp: +91 9920 21 22 23 | E-mail: help.investor@quant.in | help.distributor@quant.in | www.quantmutual.com