



Transforming Vision into Reality

INFRASTRUCTURE FUND

(An open ended equity scheme investing
in the companies of Infrastructure sector)



“

You and I come by road or rail,
but economists travel on infrastructure

Margaret Thatcher, Former Prime Minister - United Kingdom

”

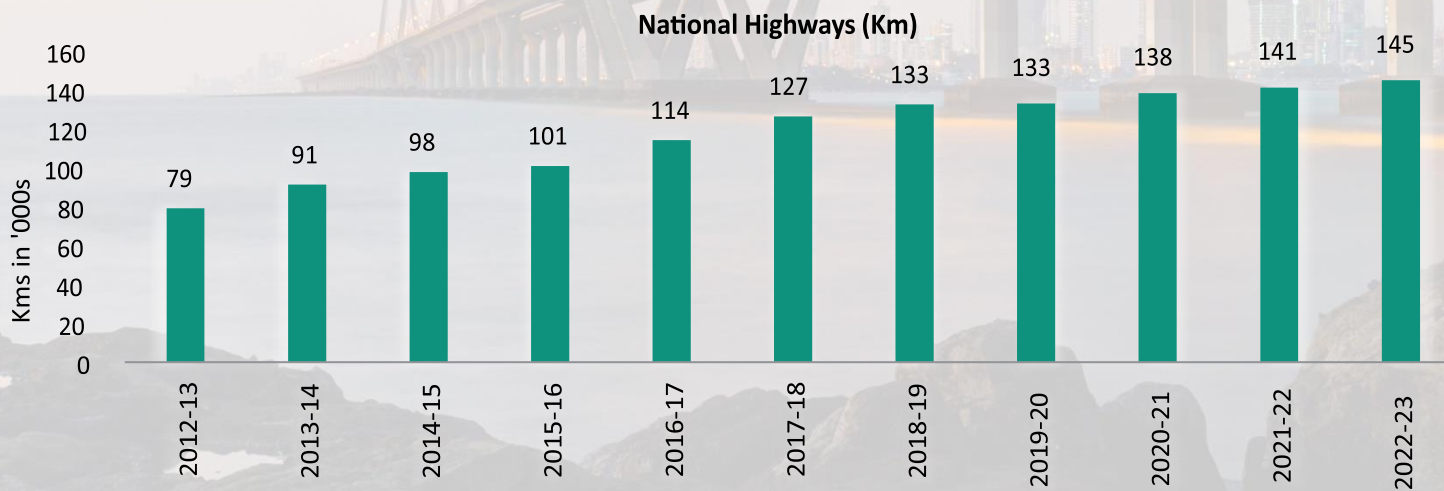
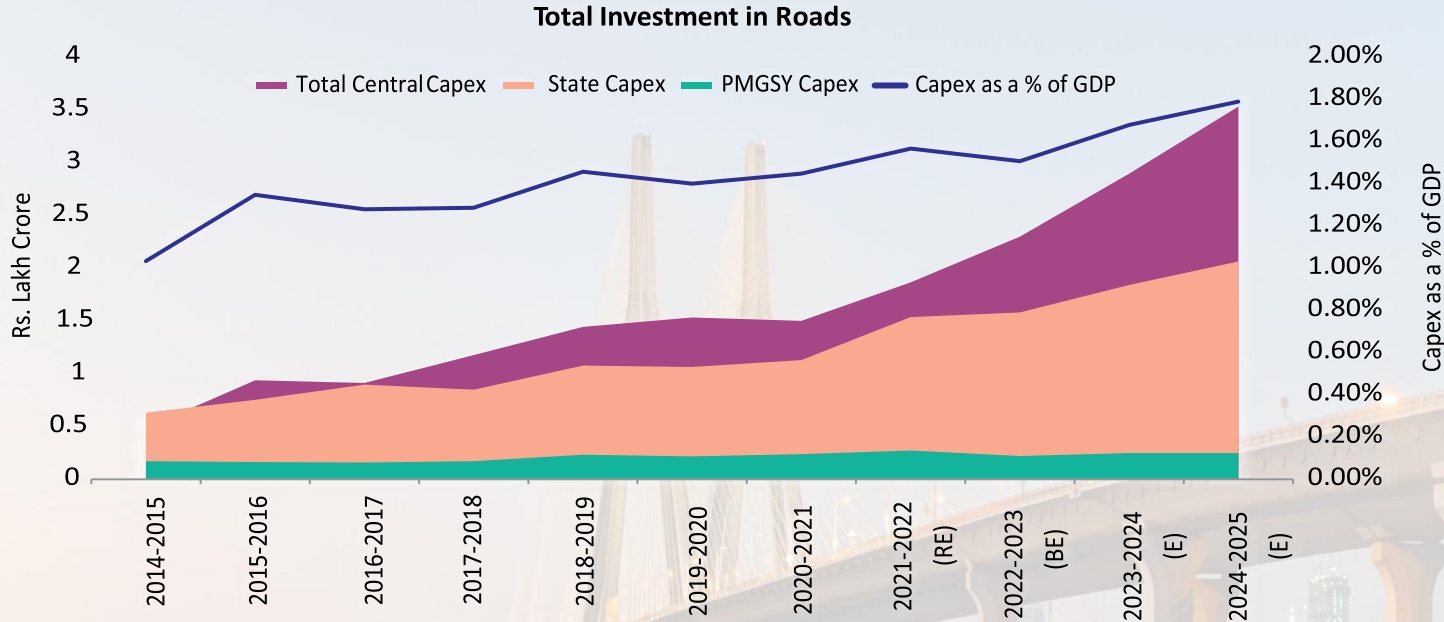


- Union Budget 2023-24 proposed a steep increase in capital investment outlay – envisioning capital investment as the driver of growth and jobs
- This substantial increase for the third year in a row, by 33% to ₹10 lakh crores, is central to the government’s efforts to enhance growth potential and job creation, crowd-in private investments, and provide a cushion against global headwinds
- Budget 2023-24 stated that the newly established Infrastructure Finance Secretariat will assist all stakeholders for more private investment in infrastructure sectors like railways, roads, urban infrastructure, and power

Capex Growth in Key Indian Infrastructure Sectors

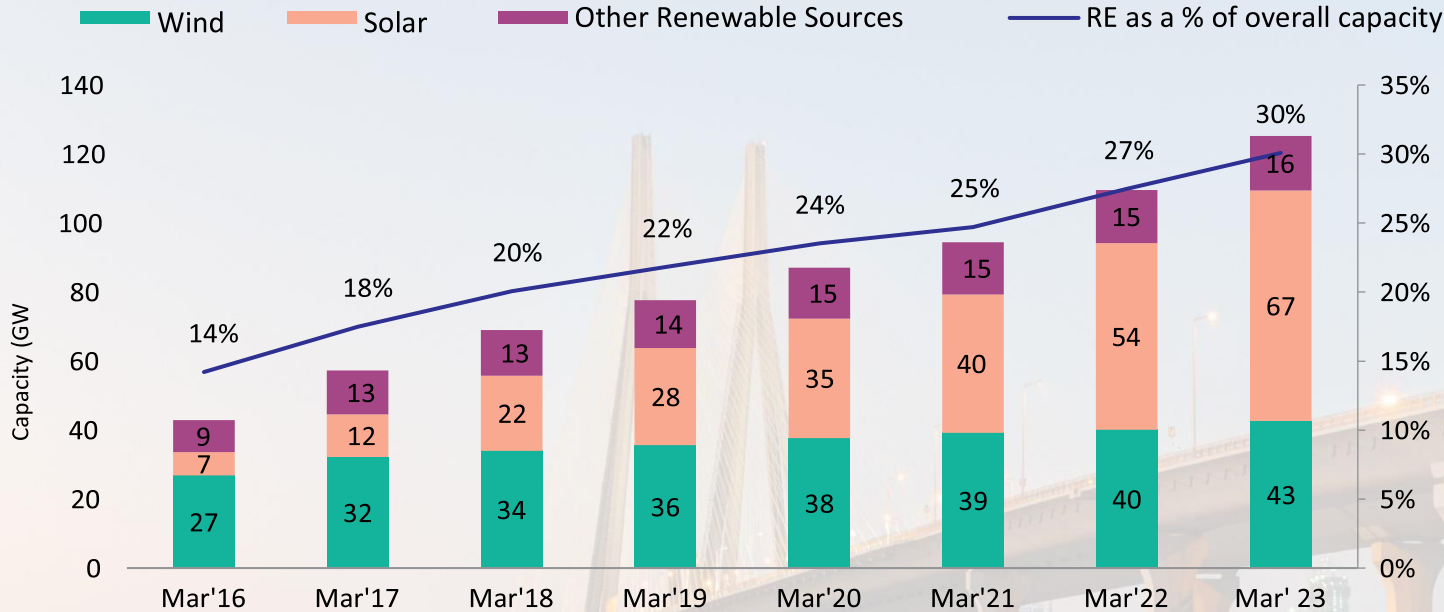
	% Share in Total Capex (Excluding Defence)	CAGR (FY15-19) %	CAGR (FY20-24) %
Road Transport & Highways	36.17	42.14	39.46
Railways	27.90	15.08	37.14
Telecommunications	6.53	22.50	88.09
Housing & Urban Affairs	4.15	20.86	7.72
Energy*	2.32	-0.32	49.43
Ports, Shipping & Waterways	0.12	-11.49	42.53
Civil Aviation	0.02	-9.07	41.92

* Energy includes power, petroleum & natural gas, atomic energy, new & renewable energy; Source: Internal research, CMIE, Sector reports

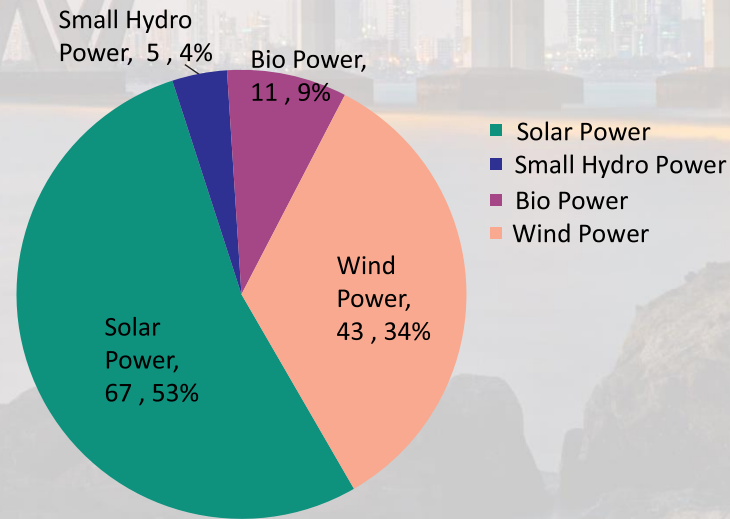
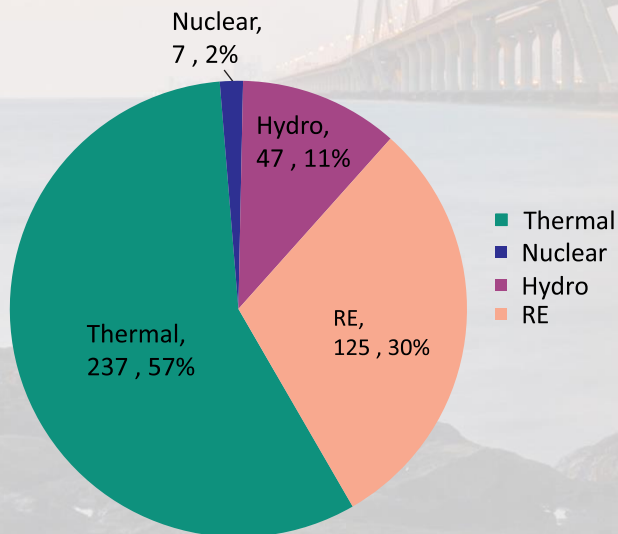


- Infrastructure investment is a crucial component of India's Amrit Kaal growth roadmap, with the roads and highways sector playing a significant role in shaping the country's growth trajectory
- Over the period of FY15-FY23, the cumulative investment in the roads sector amounted to Rs. 23.53 lakh crores
- The Government of India's commitment to implementing successive reforms, the focus on executing ambitious projects under the National Infrastructure Pipeline (NIP) and the growth in state capital expenditure have all contributed to creating a favourable investment climate

Indian infrastructure | renewable energy (RE) – solar leads the way



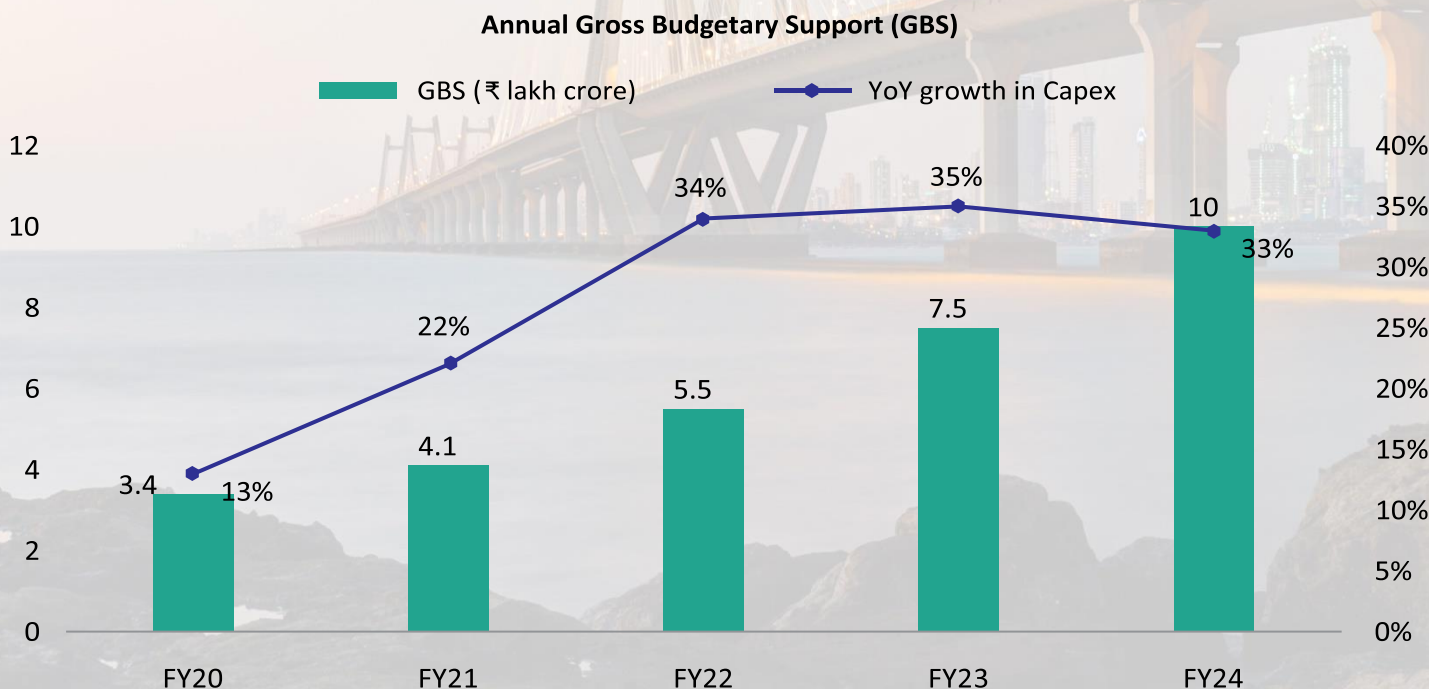
- India has achieved a significant milestone in its renewable energy (RE) sector, with an installed capacity of approximately 125 GW as of March 31, 2023
- This remarkable achievement is driven by a solar capacity of 67 GW, followed by a wind capacity of 43 GW
- The contribution of renewable energy in India's overall energy mix has shown notable improvement, rising from 15% at the end of FY16 to 30% by FY23
- The Government of India has set an ambitious bidding trajectory of 50 GW annually for the next five years, providing a significant boost towards achieving the target of 500 GW



Source: internal research, RBI, CMIE, CareEdge Ratings, sector reports

Year	Power	Telecom	Roads	Airports	Ports	Railways	Other Infra	Total Infrastructure exposure by Banks
FY19	5.70	1.11	1.76	0.04	0.09	0.10	1.64	10.4
FY20	5.77	1.47	1.82	0.05	0.13	0.11	1.49	10.8
FY21	5.71	1.15	2.26	0.09	0.10	0.12	1.52	11.0
FY22	6.11	1.30	2.70	0.07	0.09	0.11	1.57	12.0
FY23	6.05	1.11	2.85	0.09	0.08	0.11	1.57	11.9

in Rs Lakh crore; Source: RBI



Source: Economic Survey, Union Budget, sector reports

- Until September 2023, 22 InvITs have been registered with SEBI
- With total Assets under Management of over Rs 4.20 lakh crores (March 2023), InvITs have been a major driver in India’s push for robust infrastructure
- Roads & highways and transmission assets have dominated the InvITs
- FIs and DIs have played a pivotal role in capital raising to the tune of over Rs 75,000 crore by REITs/InvITs (March 2023)

GDP Growth

- Robust GDP growth of over 7%
- Crossed \$4 tn on 19 Nov'23 for 1st time

Middle Class

- Will nearly double to 61% by 2047, from 31% in 2021
- Rise in demand for quality infrastructure

Urban Growth

- Expected urbanisation of 416 mn people by 2050
- Largest projected increase world wide

Government Focus

- Increased focus on Infrastructure capex
- Supportive reforms for Infra investments

Indian Government is aiming at achieving a \$5 trillion economy by 2025



- Infrastructure funds invest in shares of infrastructure and associated industries
- Infrastructure assets are “real assets” which contain physical assets that we see in everyday life like bridges, roads, highways, sewage systems, or energy. Such a type of asset is quite crucial in a country’s development
- The potential for steady cash flows is one of the main attractive features of infrastructure assets, as it often comes with a regulated and contracted revenue model
- Money managers can actively diversify across many core infrastructure and ancillary sectors to achieve your investment goals
- Many infrastructure companies exhibit strong corporate governance due to ESG integration push by Indian government, and on a global scale too

**A thematic equity fund that identifies opportunities across market caps,
infrastructure and related sectors**

We invest in these sectors

- Realty
- Construction
- Finance
- Industrial products
- Energy
- IT – Software
- Minerals & Mining
- Other infrastructure sectors

We focus on these qualities

- Strong corporate governance
- Sound business models
- Healthy fundamentals
- Growth oriented businesses
- Robust cash flows
- Healthy order book standing
- Diversity of projects
- Sound execution capabilities

Our unconstrained and active investment approach involves dynamic stock and sector rotation and executing smart timing strategies to deliver superior risk-adjusted alpha



2043424439

Fund Positioning

- For investors wishing to **supplement their portfolios with a thematic investment in promising infrastructure businesses, with sound fundamentals, exhibiting long term growth potential**
- Investors with a **long-term horizon (5 years and above) and aiming for enhancing returns from infrastructure investments**
- Investors with higher risk appetite who **wish to participate in infrastructure companies having competitive advantages and high growth prospects**


Fund Strategy

- The scheme **invests minimum 80% in equity and related instruments of companies relating to infrastructure theme**
- The scheme has **flexibility to invest in stocks across market capitalization (large, mid, small caps)** and across all infrastructure sectors to **optimize risk-return payoffs**
- Our **money managers construct an unconstrained portfolio and deftly rebalance the portfolio to achieve an optimum investment outcome** while minimizing risk
- Our signature **VLRT Framework and Predictive Analytics tools dynamically manages** known risks and identifies opportunities




Domestic Manufacturing Push

Improved infrastructure will facilitate the success of the Government's initiatives such as Make in India and the production-linked incentives (PLI) scheme, targeted at supporting the nation's manufacturing sector and boosting our export competitiveness



Strong Government Commitment

The government's recent execution-focused and long term capex plans will potentially benefit infrastructure funds from the expected upturn in the investment cycle



Decarbonisation

Large investment commitments have been made in fast rising and promising sectors like renewable energy, green hydrogen, solar modules, lithium batteries and e-mobility



Inelastic Demand

Since physical assets and services that make up infrastructure are necessities; demand does not fluctuate with price changes and makes infrastructure less sensitive to business cycles



Access to High Quality Assets

Access to many high-quality infrastructure assets (airports, seaports, and public transportation systems)



Long Term Wealth Builder

Infrastructure companies with strong fundamentals will most likely grow over the long term. Investing and holding the infra stocks for the long term, could possibly see a strong financial return



Growth From Essential Services

Invests in promising infrastructure companies (holding “real assets”) that are often resilient to the economic cycle, possessing stable cash flows, and a diversified end-user base such as governments and local authorities



Growth Through Nation Building

The fund focuses on onboarding promising “nation builders” with sustainable business models and visionary management and exhibiting reasonable price and earnings multiples



Strong Risk Management Foundation

Spreading investments dynamically across various infra sub-sectors minimizes the impact of any one sector’s performance on the overall portfolio and protects against market volatility and significant losses



Conviction Based Investing

Our focus is very clear on aiming to make above average returns (alpha), so we focus extensively on the company’s financial performance and other parameters to onboard the next big growth story



Inflation Adjusted Cash Flows

Infrastructure is a real asset class, capable of generating cash flows indexed to inflation. The quasi-monopolistic nature of infrastructure assets as well as regulation can potentially protect from volatility, and limiting exposure to the economic cycle



Dynamic Money Management

Provides active and strategic opportunities with the objective of increasing returns as the fund adapts to changing market conditions by actively adjusting the portfolio

BIG OPPORTUNITY



1. It is estimated that emerging economies account for nearly two-thirds of the world's infrastructure needs by 2035
2. Global sovereign funds, pension funds, and PE funds have made long-term investments in Indian operational projects across sub-sectors viz highways, transmission assets and renewable energy
3. Increased level of capitalisation of infrastructure focused companies translating into comfortable leverage levels
4. Availability of a high number of operational projects across the spectrum for investment, enabling efficient capital recycling

Investment Process

Global Risk Appetite Analysis and Global Liquidity Analysis to determine the flow of money across asset classes, regions and countries

Indian Risk Appetite Analysis and Domestic Liquidity Analysis to determine whether it is a "Risk On / Risk Off" Environment

Money Flow Analysis can help identify stocks at inflection points that are experiencing a shift in perception

The VLR components of our VLRT framework spring into action and help us shortlist stocks

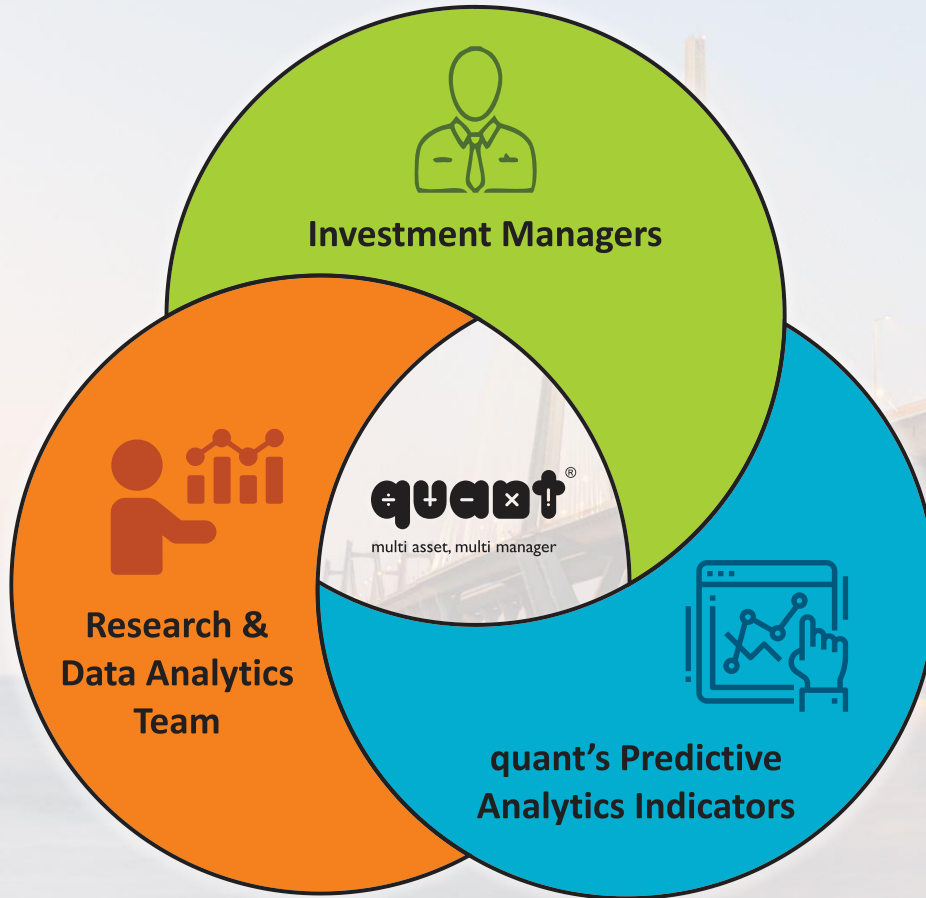
Lastly, it comes down to "Timing" – a function of all our analytical factors

quant
Port-
folio

quant pursues global research with a focus on financial markets and the real economy which includes the real economy and leveraged economy. We place a large emphasis on the role of participants' behavior. This idea has evolved into a multi-dimensional research perspective which is now formulated in our VLRT framework.

In a dynamic world, it is not just a choice but a necessity to adopt a multi-dimensional approach

The world is becoming non-linear and parabolic and to stay relevant, money managers must think with an unconstrained mind, actively update their methods and earnestly search for absolute returns, considering all markets and asset classes



“Analysis Adds Up”

We believe safeguarding investor wealth is paramount. Apart from reducing risk by investing **across asset classes**, we take diversification to another dimension by ensuring every investment decision comes from a focused discussion between **investment managers, research analysts and analytics team – each with diverse sets of capabilities and experiences**

VLRT



DYNAMIC REBALANCING

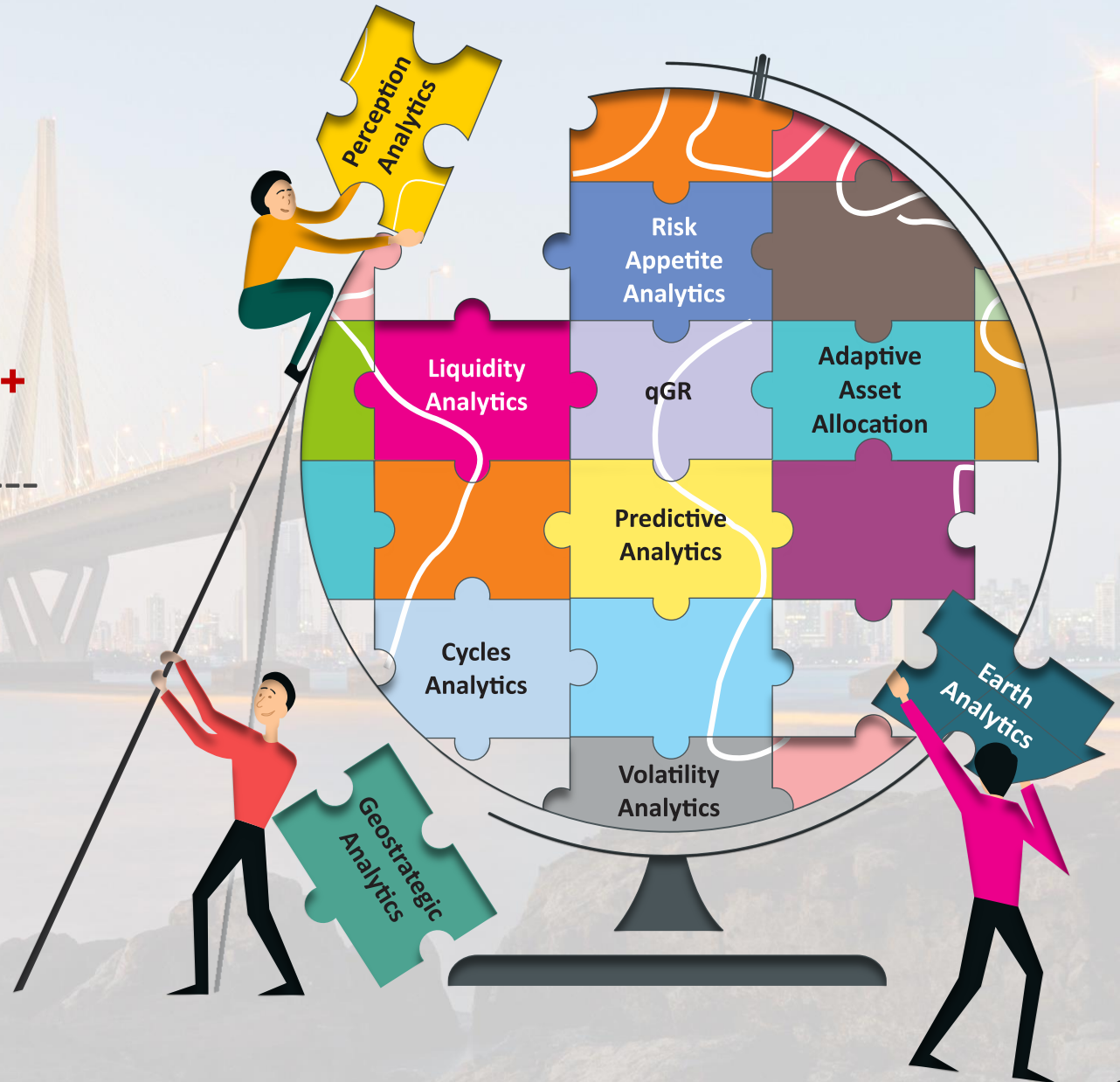
Stocks	% of Net Assets
Larsen & Toubro Limited	10.26
Reliance Industries Limited	9.88
Tata Power Company Limited	8.06
ITC Limited	6.97
Afcons Infrastructure Limited	6.66
Samvardhana Motherson International Ltd	6.63
Life Insurance Corporation Of India	6.04
Kalyani Steels Ltd	5.88
Adani Power Limited	4.92
NCC Ltd	4.48
Total of Top 10 Holdings	69.78

Sectors	% Weightage
Construction	22.77
Power	17.92
Petroleum Products	9.88
Industrial Products	7.15
Diversified FMCG	6.97
Auto Components	6.63
Cement & Cement Products	6.44
Insurance	6.04
Chemicals & Petrochemicals	1.63
Electrical Equipment	1.18

(Data as on March 28, 2025)

MuM
Rs. 88,000 Crores⁺

Folios^{*}
93 Lacs⁺



*Total folios and MuM (Money under Management) data as on 28th March 2025 (approximately)

quant MF – Equity schemes

Fund	Money Managers	3 Months		6 Months		1 Year		3 Years		5 Years		Since Inception	
		Fund	BM	Fund	BM	Fund	BM	Fund	BM	Fund	BM	Fund	BM
quant Small Cap Fund (Inception Date: Oct. 29, 1996)	Sandeep Tandon, Ankit Pande, Varun Pattani, Ayusha Kumbhat, Yug Tibrewal, Sameer Kate, Sanjeev Sharma	-11.09%	-14.66%	-18.95%	-17.77%	0.74%	6.02%	22.57%	18.60%	52.50%	37.65%	17.65%	16.04%
quant Tax Plan (Inception Date: Apr. 13, 2000)	Sandeep Tandon, Ankit Pande, Varun Pattani, Ayusha Kumbhat, Yug Tibrewal, Sameer Kate, Sanjeev Sharma	-5.26%	-4.74%	-19.77%	-12.57%	-4.26%	6.37%	15.66%	14.43%	39.91%	26.21%	20.20%	14.18%
quant Mid Cap Fund (Inception Date: Mar. 20, 2001)	Sandeep Tandon, Ankit Pande, Varun Pattani, Ayusha Kumbhat, Yug Tibrewal, Sameer Kate, Sanjeev Sharma	-6.70%	-9.16%	-17.75%	-14.33%	-2.36%	8.17%	20.50%	21.29%	39.35%	34.60%	17.85%	18.41%
quant Multi Asset Fund (Inception Date: Apr. 17, 2001)	Sandeep Tandon, Ankit Pande, Varun Pattani, Ayusha Kumbhat, Yug Tibrewal, Sameer Kate, Sanjeev Sharma	-3.23%	0.47%	-6.87%	-4.97%	8.85%	8.13%	20.02%	8.76%	35.47%	14.01%	15.34%	N.A.
quant Absolute Fund (Inception Date: Apr. 17, 2001)	Sandeep Tandon, Ankit Pande, Lokesh Garg, Varun Pattani, Ayusha Kumbhat, Yug Tibrewal, Sameer Kate, Sanjeev Sharma	-1.93%	0.24%	-13.05%	-5.15%	-0.52%	7.53%	13.44%	10.55%	30.07%	17.81%	16.88%	N.A.
quant Active Fund (Inception Date: Apr. 17, 2001)	Sandeep Tandon, Ankit Pande, Lokesh Garg, Varun Pattani, Ayusha Kumbhat, Yug Tibrewal, Sameer Kate, Sanjeev Sharma	-7.95%	-7.02%	-18.48%	-13.61%	-4.39%	6.88%	13.23%	16.43%	36.18%	30.01%	19.24%	15.53%
quant Liquid Fund (Inception Date: Oct. 03, 2005)	Sanjeev Sharma, Harshvardhan Bharatia	1.88%	1.79%	3.68%	3.52%	7.35%	7.25%	6.72%	6.75%	5.84%	5.51%	7.24%	6.77%
quant Large & Mid Cap Fund (Inception Date: Jan. 08, 2007)	Sandeep Tandon, Ankit Pande, Varun Pattani, Ayusha Kumbhat, Yug Tibrewal, Sameer Kate, Sanjeev Sharma	-5.83%	-5.62%	-17.15%	-12.78%	-1.00%	7.33%	18.84%	17.01%	31.78%	29.20%	18.74%	16.08%
quant Infrastructure Fund (Inception Date: Sep. 20, 2007)	Sandeep Tandon, Ankit Pande, Lokesh Garg, Varun Pattani, Ayusha Kumbhat, Yug Tibrewal, Sameer Kate, Sanjeev Sharma	-10.27%	-0.23%	-18.67%	-12.42%	-6.23%	2.27%	20.91%	20.58%	45.29%	31.08%	17.59%	11.61%
quant Focused Fund (Inception Date: Aug. 28, 2008)	Sandeep Tandon, Ankit Pande, Lokesh Garg, Varun Pattani, Ayusha Kumbhat, Yug Tibrewal, Sameer Kate, Sanjeev Sharma	-5.51%	-4.74%	-17.44%	-12.57%	-2.61%	6.37%	15.91%	14.43%	30.27%	26.21%	17.23%	14.18%
quant Flexi Cap Fund (Inception Date: Oct. 17, 2008)	Sandeep Tandon, Ankit Pande, Lokesh Garg, Varun Pattani, Ayusha Kumbhat, Yug Tibrewal, Sameer Kate, Sanjeev Sharma	-4.41%	-4.74%	-18.07%	-12.57%	-0.99%	6.37%	18.35%	14.43%	39.38%	26.21%	19.11%	14.18%
quant ESG Equity Fund (Inception Date: Nov. 05, 2020)	Sandeep Tandon, Ankit Pande, Varun Pattani, Ayusha Kumbhat, Yug Tibrewal, Sameer Kate, Sanjeev Sharma	-7.40%	-2.63%	-19.86%	-12.27%	-0.19%	6.05%	17.09%	11.37%	N.A.	N.A.	30.45%	17.21%
quant Quantamental Fund (Inception Date: May. 03, 2021)	Sandeep Tandon, Ankit Pande, Varun Pattani, Ayusha Kumbhat, Yug Tibrewal, Sameer Kate, Sanjeev Sharma	-4.85%	-3.34%	-18.07%	-11.88%	-3.74%	6.38%	23.47%	13.84%	N.A.	N.A.	22.72%	15.58%
quant Value Fund (Inception Date: Nov. 30, 2021)	Sandeep Tandon, Ankit Pande, Varun Pattani, Ayusha Kumbhat, Yug Tibrewal, Sameer Kate, Sanjeev Sharma	-10.28%	-4.74%	-19.13%	-12.57%	-1.95%	6.37%	22.45%	14.43%	N.A.	N.A.	20.80%	13.09%
quant Large Cap Fund (Inception Date: Aug. 11, 2022)	Sandeep Tandon, Ankit Pande, Lokesh Garg, Varun Pattani, Ayusha Kumbhat, Yug Tibrewal, Sameer Kate, Sanjeev Sharma	-6.08%	-2.10%	-15.64%	-11.38%	-1.60%	6.14%	N.A.	N.A.	N.A.	N.A.	14.62%	12.94%
quant Overnight Fund (Inception Date: Dec. 04, 2022)	Sanjeev Sharma, Harshvardhan Bharatia	1.56%	1.58%	3.26%	3.22%	6.75%	6.65%	N.A.	N.A.	N.A.	N.A.	6.95%	6.71%
quant Gilt Fund (Inception Date: Dec. 21, 2022)	Sanjeev Sharma, Harshvardhan Bharatia	2.58%	3.15%	3.95%	4.16%	8.73%	9.91%	N.A.	N.A.	N.A.	N.A.	8.10%	9.05%
quant Dynamic Asset Allocation Fund (Inception Date: Apr. 12, 2023)	Sandeep Tandon, Ankit Pande, Varun Pattani, Ayusha Kumbhat, Yug Tibrewal, Sameer Kate, Sanjeev Sharma	-3.22%	0.76%	-11.81%	-3.12%	2.67%	7.85%	N.A.	N.A.	N.A.	N.A.	26.62%	12.57%
quant Business Cycle Fund (Inception Date: May. 30, 2023)	Sandeep Tandon, Ankit Pande, Lokesh Garg, Varun Pattani, Ayusha Kumbhat, Yug Tibrewal, Sameer Kate, Sanjeev Sharma	-10.85%	-4.74%	-23.01%	-12.57%	0.47%	6.37%	N.A.	N.A.	N.A.	N.A.	26.03%	19.00%
quant BFSI Fund (Inception Date: Jun. 20, 2023)	Sandeep Tandon, Ankit Pande, Varun Pattani, Ayusha Kumbhat, Yug Tibrewal, Sameer Kate, Sanjeev Sharma	-6.21%	5.48%	-17.16%	0.78%	-2.29%	20.67%	N.A.	N.A.	N.A.	N.A.	26.22%	16.12%
quant Healthcare Fund (Inception Date: Jul. 17, 2023)	Sandeep Tandon, Ankit Pande, Varun Pattani, Ayusha Kumbhat, Yug Tibrewal, Sameer Kate, Sanjeev Sharma	-8.97%	-6.75%	-16.93%	-7.89%	9.24%	14.10%	N.A.	N.A.	N.A.	N.A.	24.46%	27.85%
quant Manufacturing Fund (Inception Date: Aug. 14, 2023)	Sandeep Tandon, Ankit Pande, Lokesh Garg, Varun Pattani, Ayusha Kumbhat, Yug Tibrewal, Sameer Kate, Sanjeev Sharma	-10.93%	-5.37%	-23.00%	-16.69%	-1.40%	7.68%	N.A.	N.A.	N.A.	N.A.	22.91%	21.90%
quant Teck Fund (Inception Date: Sep. 05, 2023)	Sandeep Tandon, Ankit Pande, Varun Pattani, Ayusha Kumbhat, Yug Tibrewal, Sameer Kate, Sanjeev Sharma	-16.37%	-15.15%	-17.49%	-11.83%	-1.76%	8.07%	N.A.	N.A.	N.A.	N.A.	10.54%	10.48%
quant Momentum Fund (Inception Date: Nov. 20, 2023)	Sandeep Tandon, Ankit Pande, Varun Pattani, Ayusha Kumbhat, Yug Tibrewal, Sameer Kate, Sanjeev Sharma	-4.05%	-4.74%	-16.66%	-12.57%	1.88%	6.37%	N.A.	N.A.	N.A.	N.A.	26.21%	16.41%
quant Commodities Fund (Inception Date: Dec. 27, 2023)	Sandeep Tandon, Ankit Pande, Varun Pattani, Ayusha Kumbhat, Yug Tibrewal, Sameer Kate, Sanjeev Sharma	-10.83%	4.20%	-17.96%	-13.42%	9.39%	2.59%	N.A.	N.A.	N.A.	N.A.	19.58%	9.58%
quant Consumption Fund (Inception Date: Jan. 24, '24)	Sandeep Tandon, Ankit Pande, Varun Pattani, Ayusha Kumbhat, Yug Tibrewal, Sameer Kate, Sanjeev Sharma	-8.01%	-5.57%	-19.49%	-17.29%	-6.53%	6.88%	N.A.	N.A.	N.A.	N.A.	-1.76%	11.03%
quant PSU Fund (Inception Date: Feb. 20, '24)	Sandeep Tandon, Ankit Pande, Varun Pattani, Ayusha Kumbhat, Yug Tibrewal, Sameer Kate, Sanjeev Sharma	-4.31%	-1.26%	-21.16%	-16.19%	-0.40%	4.48%	N.A.	N.A.	N.A.	N.A.	-1.09%	0.83%

Note: Data as on 28 March 2025. All returns are for direct plan. The calculation of returns since inception uses 07-01-2013 as the starting date for quant Small Cap Fund, quant ELSS Tax Saver Fund, quant Mid Cap Fund, quant Multi Asset Fund, quant Absolute Fund, quant Active Fund, quant Liquid Fund, quant Large & Mid Cap Fund, quant Infrastructure Fund, quant Focused Fund, quant Flexi Cap Fund

quant MF – Debt schemes

Fund	Fund Manager	7 Days		15 Days		1 Month		3 Month		6 Months		1 Year		3 Years		5 Years		Since Inception	
		Fund	BM	Fund	BM	Fund	BM	Fund	BM	Fund	BM	Fund	BM	Fund	BM	Fund	BM	Fund	BM
quant Liquid Fund (Inception Date: Oct. 03, 2005)	Sanjeev Sharma & Harshvardhan Bharatia	10.08%	9.95%	8.32%	8.28%	7.02%	6.90%	7.52%	5.37%	7.35%	7.04%	7.35%	7.25%	6.72%	6.75%	5.84%	5.51%	7.24%	6.77%
quant Overnight Fund (Inception Date: Dec. 04, 2022)	Sanjeev Sharma & Harshvardhan Bharatia	6.15%	6.28%	6.01%	6.18%	5.51%	5.71%	6.23%	4.73%	6.52%	6.44%	6.75%	6.65%	N.A.	N.A.	N.A.	N.A.	6.95%	6.71%
quant Gilt Fund (Inception Date: Dec. 21, 2022)	Sanjeev Sharma & Harshvardhan Bharatia	25.44%	28.27%	26.23%	29.38%	18.43%	23.08%	10.34%	9.46%	7.89%	8.32%	8.73%	9.91%	N.A.	N.A.	N.A.	N.A.	8.10%	9.05%

Note: Data as on 28 March 2025. The above performance data uses absolute returns for period less than 1 year and annualized returns for period more than 1 year for Direct (G) plans. However, different plans have different expense structure. Past performance may not be indicative of future performance.

Investment Objective	The primary investment objective of the scheme is to seek to generate capital appreciation & provide long-term growth opportunities by investing in a portfolio of Infrastructure focused companies. There is no assurance that the investment objective of the Scheme will be realized
Benchmark Index	Nifty Infrastructure TRI
Investment Category	An open ended equity scheme investing in the companies of Infrastructure sector
Plans Available	quant Infrastructure Fund – Growth Option – Direct & Regular quant Infrastructure Fund– Income Distribution cum Capital Withdrawal Option (Payout & Re-investment facility)– Direct & Regular
Entry Load	Nil
Exit Load	0.5% if exit <= 3 Months
Fund Managers	Sandeep Tandon, Ankit Pande, Lokesh Garg, Varun Pattani, Ayusha Kumbhat, Yug Tibrewal, Sameer Kate, Sanjeev Sharma
Minimum Application	Purchase: Rs.5,000/- plus in multiple of Re.1 thereafter
Additional Investment	Additional Purchase: Rs. 1,000/- and in multiples of Rs. 1/- thereafter Repurchase: Rs. 1,000/-
Systematic Investment Plan (SIP)	Rs. 1000/- and multiple of Re. 1/-
Bank Details	Account Name: Quant infrastructure fund Account Number: 00030350006751 IFSC Code: HDFC0000003, Branch: HDFC Bank, Surya Kiran, K.G Marg

<p>This product is suitable for investors who are seeking*:</p>	<p>Scheme Riskometer</p>	<p>Benchmark Riskometer</p>
<ul style="list-style-type: none"> • To Generate Capital appreciation • To invest in a portfolio of companies operating in Infrastructure sector. 	<p>The risk of the scheme is very high risk</p>	<p>The risk of the benchmark is very high risk</p>
<p>*Investors should consult their financial advisors if in doubt about whether the product is suitable for them</p>		

<p style="text-align: center;">LINKS</p>		
<p style="text-align: center;">Scheme Information Document Click here</p>	<p style="text-align: center;">Scheme One Pager Click here</p>	<p style="text-align: center;">quant Mutual Fund Website Click here</p>

<p style="text-align: center;">ALSO AVAILABLE ON</p>			

Disclaimer: All figures and data given in the document are dated unless stated otherwise. In the preparation of the material contained in this document, the AMC has used information that is publicly available, including information developed in-house. Some of the material used in the document may have been obtained from members/persons other than the AMC and/or its affiliates and which may have been made available to the AMC and/or to its affiliates. Information gathered and material used in this document is believed to be from reliable sources. The AMC however does not warrant the accuracy, reasonableness and / or completeness of any information. We have included statements / opinions / recommendations in this document, which contain words, or phrases such as “will”, “expect”, “should”, “believe” and similar expressions or variations of such expressions, that are “forward looking statements”. Actual results may differ materially from those suggested by the forward looking statements due to risk or uncertainties associated with our expectations with respect to, but not limited to, exposure to market risks, general economic and political conditions in India and other countries globally, which have an impact on our services and / or investments, the monetary and interest policies of India, inflation, deflation, unanticipated turbulence in interest rates, foreign exchange rates, equity prices or other rates or prices etc. The AMC (including its affiliates), the Mutual Fund, the trust and any of its officers, directors, personnel and employees, shall not liable for any loss, damage of any nature, including but not limited to direct, indirect, punitive, special, exemplary, consequential, as also any loss of profit in any way arising from the use of this material in any manner. The recipient alone shall be fully responsible/are liable for any decision taken on this material. Investors are advised to consult their own legal, tax and financial advisors to determine possible tax, legal and other financial implication or consequence of subscribing to the units of quant Mutual Fund. quant Money Managers Ltd. has no duty or obligation to update the information contained herein. Past performance may or may not be sustained in the future. This presentation, including the information contained herein, may not be copied, reproduced, republished, or posted in whole or in part, in any form without the prior written consent of quant Money Managers Ltd.

Mutual Fund investments are subject to market risks, read all scheme related documents carefully



quant[®]
INFRASTRUCTURE
FUND

quant Money Managers Limited

Corporate Office: 6th Floor, Sea Breeze Building, Appasaheb Marathe Marg, Prabhadevi, Mumbai - 400 025.

Tel: +91 22 6295 5000 | Whatsapp: +91 9920 21 22 23 | E-mail: help.investor@quant.in | help.distributor@quant.in | www.quantmutual.com