

quant Mutual Fund “Schemes”

Powered by VLRT framework



multi asset, multi manager

Incorporated in 1996, quant Mutual Fund is one of the oldest mutual funds in India with a legacy of over 22 years in the Indian asset management industry. Having been one of the oldest asset management firms in the space, we bring a plethora of experience and knowledge to the table

Our VLRT Framework is a combination of four elements, namely: Valuation Analytics, Liquidity Analytics, Risk Appetite Analytics and Timing. At quant mutual, we believe in a dynamic style of money management. We shift focus from just pure fundamental analysis to the other 2/3rds of our framework - Liquidity & Risk Appetite Analytics, along with the element of Timing.

quant Mutual Fund has a diverse offering for its investors under the asset management segment. There are a total of 12 schemes - 9 equity schemes, 2 hybrid schemes and 1 debt scheme. The gamut includes the flagship Active Fund, Tax Plan, Small Cap Fund, etc.

We endeavor to generate alpha while safeguarding the interest of our investors. Our philosophy of active, absolute, unconstrained along with our multi-dimensional research gives us a profound base to invest in the right pockets. With an ever-changing macro-environment, we attempt to move with agility in order to effectively allocate assets.



© quant | Being Relevant

Sandeep is the founder of the quant Group and has consistently demonstrated leadership qualities in his 27 years of experience in the financial services industry. Sandeep is widely recognized as an investment industry pioneer for his role in popularising the use of new financial products viz. equity derivatives in India, and was instrumental in successfully setting up equity derivatives desks at India's leading investment houses viz. Kotak & ICICI group.

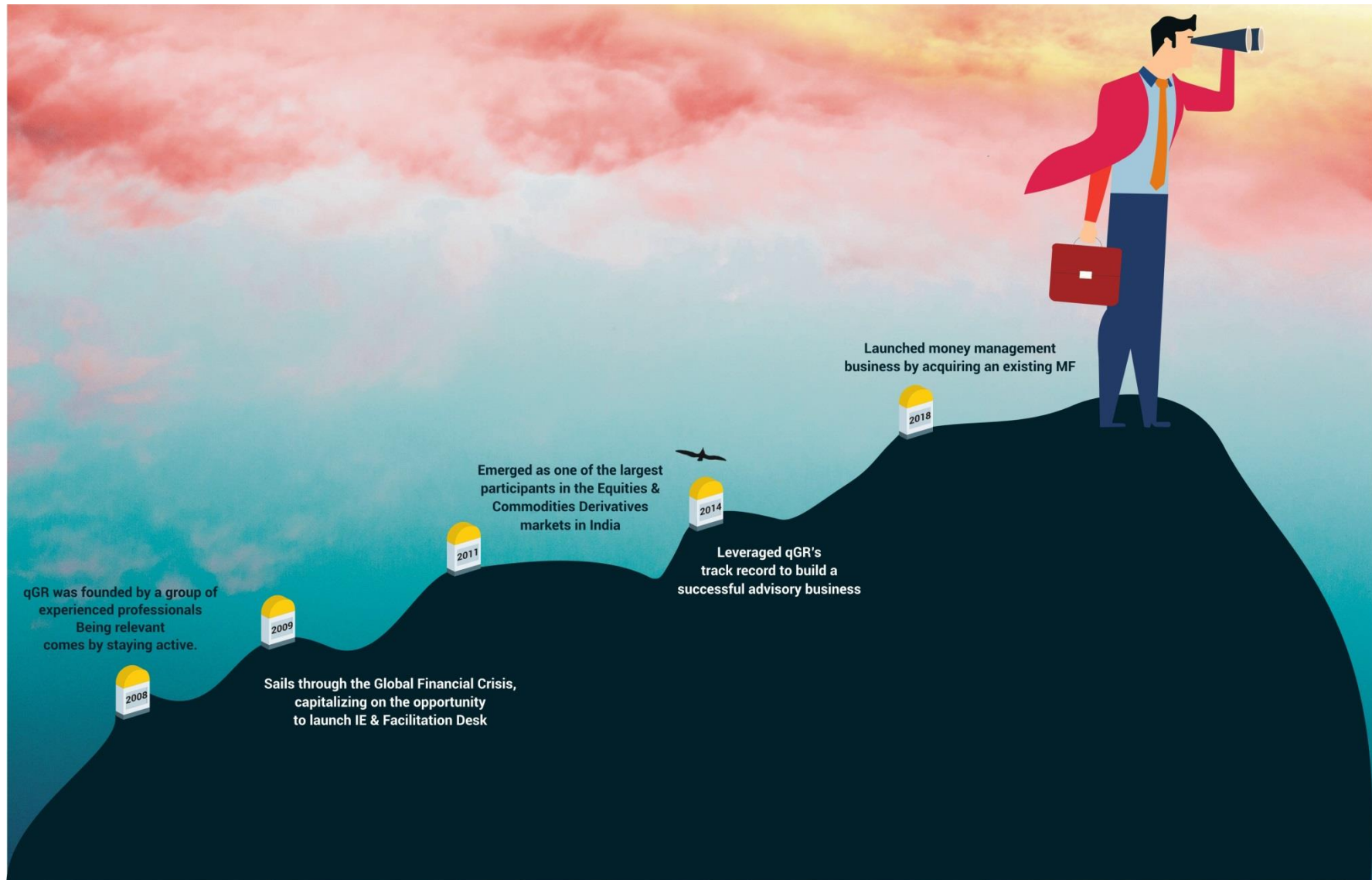
Sandeep's credentials as a Global Market Strategist are well established and he has been successful in building proprietary quantitative, qualitative and behavioral indicators, which enabled him in definitive identification of market inflexion points and arrive at definitive micro and macro calls.

Sandeep has a strong belief in quant Group's role as a knowledge partner in creating awareness about latest developments in investment philosophy and ideas, such as behavioural research. It is for this reason that he believes investor education is of utmost importance, and the group, under his leadership, has undertaken many initiatives in this regard.

Before conceptualising the quant Group, Sandeep was leading the new initiatives team of Kotak Group (a JV partner of Goldman Sachs in India), where during his four-year stint at the company, Kotak Institutional Equities emerged as the market leader in the equity derivatives segment. Prior to this, he was instrumental in catapulting REFCO (now Philip Securities) to become a major derivatives house in the country.

Sandeep's previous stints include a key role in setting up the equity derivatives desk at ICICI Securities as Vice President. He started his career with the Economic Times Research Bureau, a research wing of the leading financial daily of India, The Economic Times. He later joined IDBI Asset Management (now Principal Asset Management), and was part of the core team that initialized the asset management business, playing a key role in devising, conceptualizing and marketing one of India's most successful mutual fund schemes: IDBI I-NITS 95.







active

In a dynamic world that is continuously changing due to technology and increasingly volatile geopolitics, passive investment strategies can no longer outperform. Alpha belongs to active strategies that can invest in sync with the dynamics at play.


Being relevant comes by staying active.



absolute

We believe consistent outperformance requires complete freedom from looking at the world relatively. It is why we design investment strategies with an absolute objective irrespective of market conditions. With this absolute objective, comes clarity of thought.

Being relevant requires an absolute focus on returns.



unconstrained

Embedded within our processes and systems is the conviction that the surest way to success in investing is through cultivation of a multitude of opinions and perspectives. By bringing together this diversity of ideas within our investment framework, we aim to unearth every possible opportunity in any set of circumstances.

Being relevant means having an unconstrained perspective.

fundamental is the atman, liquidity the prana, sentiments the maya

One of the oldest scriptures and philosophy in the world is the Vedic philosophy. These scriptures are a comprehensive effort to describe all aspects of the universe and human existence. To undertake this gigantic task, they rely on three core ideas - Atman, Prana and Maya. These ideas are the inspiration for our perspective on investment research and money management.

FUNDAMENTAL IS THE *atman*

'Atman' is the 'true' or 'absolute' self of a person, beyond all names and subjective judgements that the world and the person choose to apply on themselves. In that sense, real assets and profit-generating capacity of all economic entities and participants are the 'fundamentals' underlying every kind of market. **Without the Atman, an individual cannot exist. Similarly, without fundamentals, value cannot persist.**

LIQUIDITY THE *prana*

'Prana' refers to universal energy in all its forms. It is the vibrational force that makes every electron and atom vibrate and move. For markets, the dynamic flow of money which we study as liquidity, enables participants to undertake economic activity and create an ecosystem. **While Prana enables life, liquidity imparts a 'value' to assets and organisations.**

SENTIMENTS THE *maya*

'Maya' depicts the illusion of this world as subjectively experienced by all humans. Each person imagines the world to be in a peculiar way, based on their own opinions and perceptions, and lives accordingly. 'Price' is the illusion market participants assign to every economic unit, according to their subjective ideas of the present and the future, based on a myriad assumptions, experiences and predictions. **Maya is the intricate illusion of this universe created by our minds and price is the ever-changing perception of economic value created by investors.**

MEASURABLE IS RELIABLE

Measurable is reliable

For success in investing, discipline is of more importance than any other attribute of the investment process. Our battle-tested suite of proprietary valuation, liquidity and risk indicators along with extensive financial modelling ensure that we consistently deliver superior results.

QUANTAMENTAL INVESTING

Quantamental investing

While measurable is reliable, we also believe the economy and markets cannot be captured completely by models and indicators. Human judgment that comes from years of trading and investing experience has immense value. For optimal results, our decision-making seeks to find the harmony between objectivity and subjectivity.

MULTI ASSET MANAGER

Multi-asset, multi-manager

We believe that safeguarding investor wealth is paramount. Apart from reducing risk by investing across asset classes, we take diversification to another dimension by ensuring every investment decision comes from a focused discussion between investment managers with a diverse set of capabilities and experience.

MONEY FLOWS FROM ONE ASSET CLASS TO ANOTHER

Money flows from one asset class to another.

Money is a form of economic energy - the quantification of human effort. As the world evolves, a dynamic set of ideas continuously lead the change. Money flows and grows with these pioneering ideas. Identifying them and the specific assets that benefit is the surest and most consistent method for generating wealth.

TIMING IS EVERYTHING

Timing is everything

In our framework, time is a critical aspect of investing as the three dimensions of Valuation, Liquidity and Risk interact and move together in cycles across different periods. Alpha generation is optimised only by sanguine identification of the extremes.

Being Relevant with 'predictive analytics'

The core engine that drives us and sets us apart is a robust and differentiated investment framework that enables us to see beyond the horizon and stay relevant. Our unique analytical framework for enabling 'predictive analytics' encompasses all available asset classes and sectors, formulating a multi-dimensional research perspective.

Why multi-dimensional?

The markets are a complex, dynamic system. There is no one formula or strategy or perspective that can consistently outperform.

A diverse set of variables and participants are continuously interacting with each other in myriad ways.

In the face of this uncertainty and complexity, instead of limiting ourselves to any one school of thought
we have found consistent success by studying markets along four dimensions:

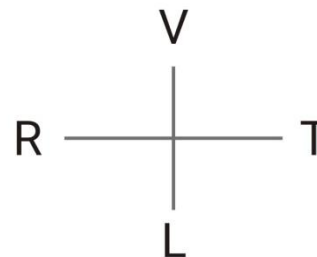
Valuation, Liquidity, Risk Appetite, and Time. [VLRT]

VALUATION

Knowing the difference between price and value.

RISK APPETITE

Perceiving what drives market participants to certain actions and reactions.



TIME

Being in sync with the waves of value and behaviour

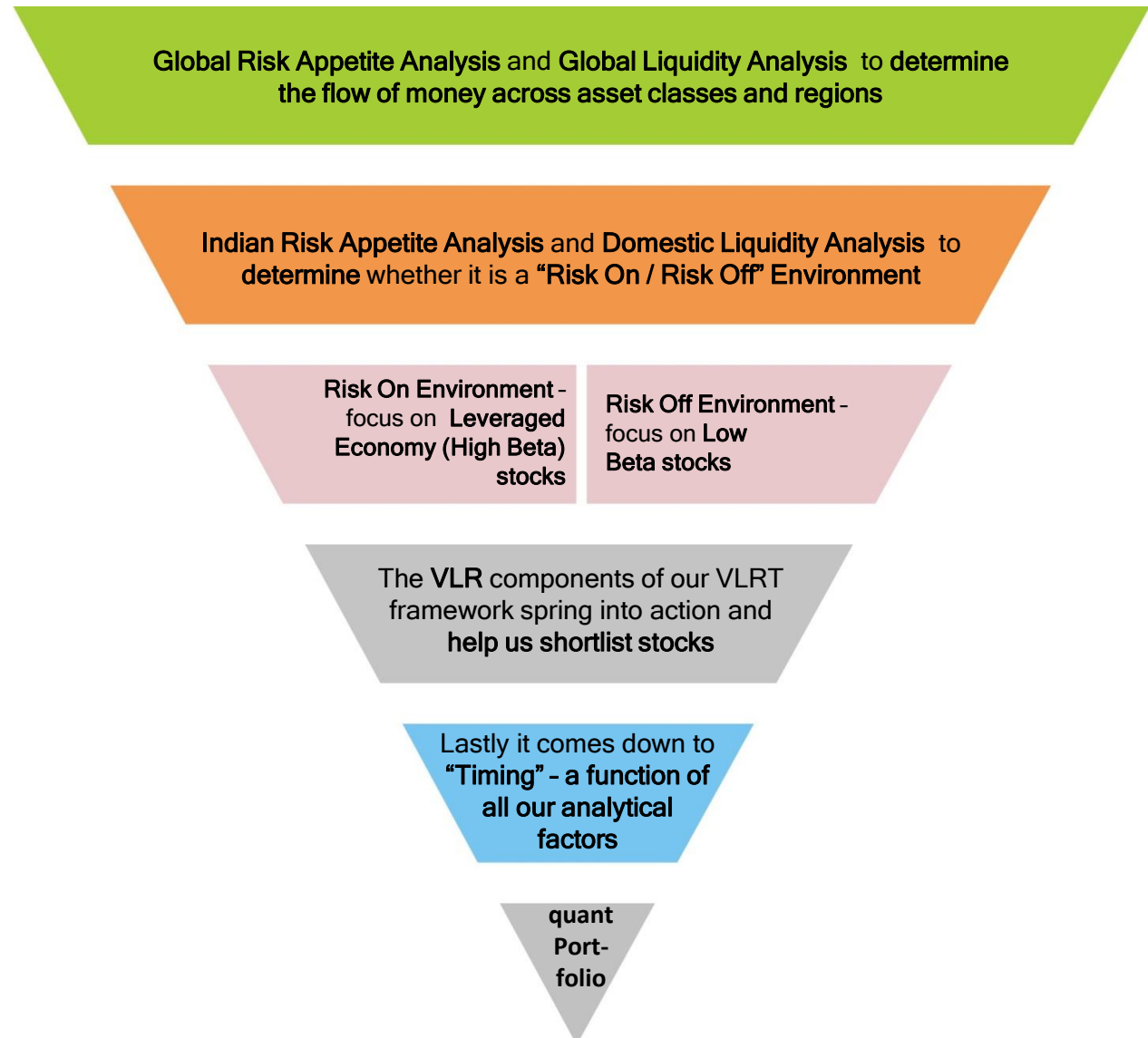
LIQUIDITY

Understanding the flow of money across asset classes.

quant pursues global research with a focus on financial markets and the real economy as interlinked with feedback mechanisms, and a large emphasis on the role of investors' dynamic behavior. This idea evolved into a multi-dimensional research perspective which is now formulated in our VLRT framework

In a dynamic world, it is not just a choice but a necessity to adopt a multi-dimensional view

The world is becoming non-linear and parabolic and to stay relevant, money managers must think with an unconstrained mind, actively update their methods and earnestly search for absolute returns, considering all markets and asset classes



Equity
Schemes



Hybrid
Schemes

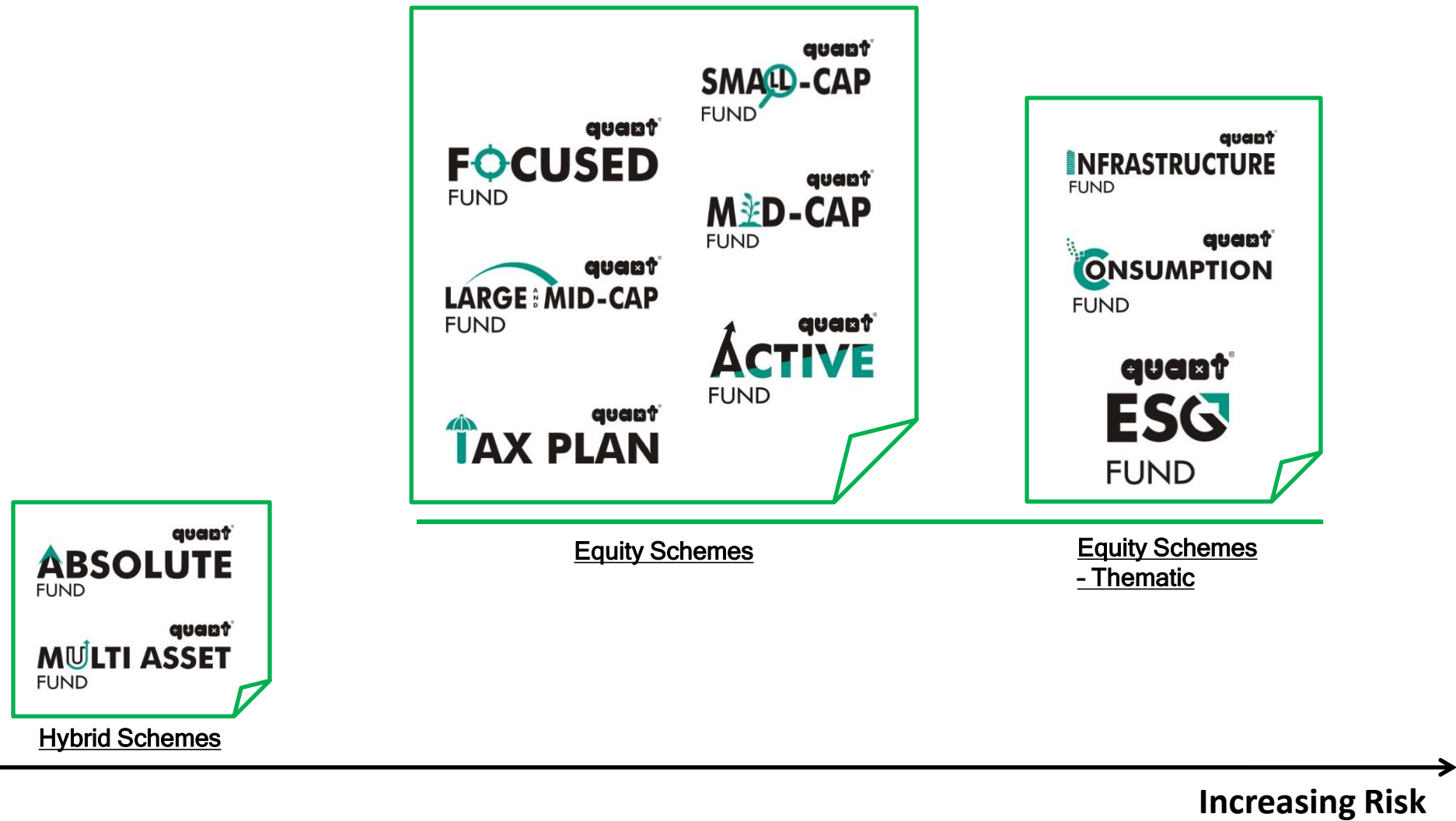


ELSS
Schemes



Debt
Schemes






Disclaimer: The depiction of risk levels above is for representation purpose only. The actual risk levels may vary. For latest risk levels of the scheme, please refer to the Scheme Information Document (SID) of the respective scheme.

Scheme Name	Category	Benchmark	Min Investment (Lumpsum)	Min Investment (SIP)
quant Active Fund	Equity - Multi-Cap	Nifty 500 Multicap 50:25:25	₹ 5,000	₹ 1,000
quant Focused Fund	Equity - Focused - Large Cap Orientation	Nifty 100 Index	₹ 5,000	₹ 1,000
quant Large & Mid Cap Fund	Equity - Large & Mid Cap	Nifty Large Midcap 250 Index	₹ 5,000	₹ 1,000
quant Midcap Fund	Equity - Mid Cap	Nifty Midcap 150 Index	₹ 5,000	₹ 1,000
quant Smallcap Fund	Equity - Small Cap	Nifty Smallcap 250 Index	₹ 5,000	₹ 1,000
quant Infrastructure Fund	Equity - Thematic - Infrastructure	Nifty Infrastructure Index	₹ 5,000	₹ 1,000
quant Consumption Fund	Equity - Thematic - Consumption	Nifty India Consumption Index	₹ 5,000	₹ 1,000
quant ESG Equity Fund	Equity - Thematic - ESG	Nifty 100 ESG TRI	₹ 5,000	₹ 1,000
quant Tax Plan	Equity - ELSS	Nifty TRI	₹ 5,000	₹ 1,000
quant Absolute Fund	Hybrid - Aggressive Hybrid	CRISIL Hybrid Aggressive Index	₹ 5,000	₹ 1,000
quant Multi-Asset Fund	Hybrid - Multi-Asset Allocation	1/3 Nifty 50 Index + 1/3 CRISIL Composite Bond Fund Index + 1/3 INR price of Gold Future Near-Month price on MCX	₹ 5,000	₹ 1,000
quant Liquid Plan	Debt - Liquid Fund	CRISIL Liquid Fund Index	₹ 5,000	₹ 1,000


Fund Managers:

1. Ankit Pande
2. Sandeep Tandon
3. Sanjeev Sharma
4. Vasav Sahgal




Fund Managers

Core Team



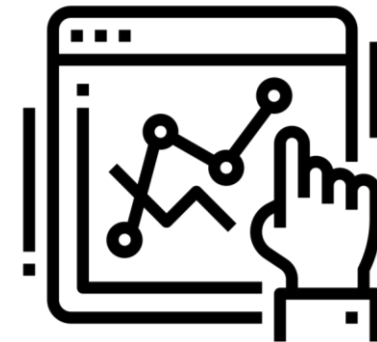
Research Analysts

Ancillary Team



Team of 9
Computer
Programmers

Computer Programmers



quant's Analytical Indicators

quant MF Schemes#	Scheme Returns (March 24,2020 - Jan 29,2021)	Scheme Respective Benchmark Indices Returns(March 24,2020- Jan 29,2021)	quant MF Schemes Outperformance Relative to Respective Benchmark Indices	Portfolio Beta
quant Active Fund (MultiCap)*	113.55%	78.84%	34.71%	0.83
quant Small Cap Fund*	156.16%	108.04%	48.12%	0.96
quant Tax Plan*	125.18%	76.14%	49.04%	0.84
quant Mid Cap Fund*	94.19%	88.40%	5.79%	0.69
quant Multi Asset Fund*	76.18%	26.46%	49.72%	0.46
quant ESG Fund**	18.78%	12.62%	6.16%	0.79
quant Absolute Fund (Balance)*	86.43%	58.04%	28.39%	0.61
quant Focused Fund (Large Cap)*	84.99%	75.33%	9.66%	0.81
quant Large & Mid Cap Fund*	73.22%	81.88%	-8.66%	0.80
quant Infrastructure Fund*	122.18%	74.90%	47.28%	0.89
quant Consumption Fund*	115.40%	58.04%	57.36%	0.82
** 1st NAV Date 6 Nov 2020 - quant ESG Fund; #In Descending Order of AUM as on December 31, 2020				
* NAV For Both Growth & Direct Plan ,NAV Recorded on 15 January 2021				

The date March 24, 2020 marks the bottom of the indices after the panic of the pandemic. Above is the performance of the schemes relative to their respective benchmarks since the bottom. With a maximum outperformance of 570bps and a relatively low beta across all schemes, this is a glimpse of quant's Equity based schemes' performance.

Disclaimer: Mutual funds are subject to market risk, read all scheme related documents carefully

Thank you

quant mutual fund

6th floor, sea breeze building,
appasaheb marathe marg,
prabhadevi, mumbai - 400 025.

tel: +91 9920 21 22 23 | Ph: 022- 6295 5000

www.quantmutual.com



multi asset, multi manager

Mutual Fund investments are subject to market risks, read all scheme related documents carefully.

Disclaimer: All figures and data given in the document are dated unless stated otherwise. In the preparation of the material contained in this document, the AMC has used information that is publicly available, including information developed in-house. Some of the material used in the document may have been obtained from members/persons other than the AMC and/or its affiliates and which may have been made available to the AMC and/or to its affiliates. Information gathered and material used in this document is believed to be from reliable sources. The AMC however does not warrant the accuracy, reasonableness and / or completeness of any information. We have included statements / opinions / recommendations in this document, which contain words, or phrases such as “will”, “expect”, “should”, “believe” and similar expressions or variations of such expressions, that are “forward looking statements”. Actual results may differ materially from those suggested by the forward looking statements due to risk or uncertainties associated with our expectations with respect to, but not limited to, exposure to market risks, general economic and political conditions in India and other countries globally, which have an impact on our services and / or investments, the monetary and interest policies of India, inflation, deflation, unanticipated turbulence in interest rates, foreign exchange rates, equity prices or other rates or prices etc.

The AMC (including its affiliates), the Mutual Fund, the trust and any of its officers, directors, personnel and employees, shall not liable for any loss, damage of any nature, including but not limited to direct, indirect, punitive, special, exemplary, consequential, as also any loss of profit in any way arising from the use of this material in any manner. The recipient alone shall be fully responsible/are liable for any decision taken on this material.

Investors are advised to consult their own legal, tax and financial advisors to determine possible tax, legal and other financial implication or consequence of subscribing to the units of quant Mutual Fund.