

The logo for Quant, featuring the word "quant" in a bold, black, sans-serif font with a registered trademark symbol. Above the letters "a" and "n" are mathematical symbols: a plus sign, a minus sign, and a multiplication sign, respectively. A green curved line arches over the text.

LARGE A N D MID-CAP

FUND

(An open ended equity scheme investing in both large cap and mid cap stocks)

An artistic illustration of two riders on horseback in a rugged landscape. The rider in the foreground is on a brown horse, wearing a dark hat and a red vest over a white shirt. The rider behind is on a white horse, wearing a light blue shirt and a tan hat, pointing towards the distance. The landscape features large, reddish-brown rock formations, green hills, and a few trees. The sky is bright blue with soft clouds. The overall style is painterly and evocative of a journey or exploration.

*On the Path
to Greater Things*

quant[®]
**LARGE AND MID-CAP
FUND**

“

The future belongs to those who
believe in the beauty of their dreams

”

– *Eleanor Roosevelt, Former US First Lady*



Large Cap

Low growth + Lower relative risk

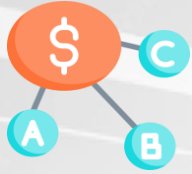
- Well established
- Large market share
- High performance
- Profitable
- Least volatile during recession
- Highest liquidity

Mid Cap

Medium growth + Higher relative risk

- Well established
- Growing market share
- High performance
- Potential to out-run large caps
- More volatile than large caps
- High liquidity

Better Risk-Adjusted Returns



Diversification

Large and Mid Cap funds provide diversification by investing in a mix of large-cap and mid-cap stocks. This diversification helps spread risk across different market segments and industries, reducing the impact of underperformance in any single sector



Potential for Growth

By combining large-cap stability with mid-cap growth potential, these funds offer a balanced approach to capital appreciation



Risk Management

Large and Mid Cap funds can be less volatile compared to pure mid-cap funds because they include stable large-cap stocks in their portfolio. This can help manage downside risk during market downturns while still participating in the growth potential of mid-cap companies



Flexibility

These funds have the flexibility to adjust their allocation between large-cap and mid-cap stocks based on market conditions and fund objectives. Fund managers can capitalize on opportunities in both segments to enhance returns and manage risk effectively



Market Cycle Performance

Large and Mid Cap funds can perform well across different market cycles. In bullish phases, mid-cap stocks often outperform, while large-cap stocks provide stability. During market corrections, large-cap stocks can act as a defensive shield, balancing the portfolio's risk-return profile



It is a market cap focused allocation scheme to construct a long-term portfolio composing of both large and mid-cap companies.

This provides exposure to high growth potential of midcaps along with relatively lower volatility of large caps.

- Large & Mid Cap funds invest in opportunities across two broad segments of the market; i.e. they have a flexible focus between 35-65% each in Large and Mid Cap segments
- Flexibility allows the scheme to manage its overweight/underweight exposure to large and mid cap stocks dynamically
- Investing in a varying combination of large and mid cap stocks and sectors can be an attractive and flexible tool to achieve your investment goals
- Works on the principle of diversification by spreading money across more investment choices
- They can mitigate risk more effectively due to a wide choice and flexibility to navigate among them two big market segments
- Potential to provide competitive total return



Fund Positioning

- For investors wishing to benefit from long term growth potential through range-bound and flexible investing between large and mid cap companies
- Investors with a long-term horizon (3 years and above) and aiming for reasonable returns from equities with lower volatility and risk mitigation over the long term
- Investors who wish to participate in the upside potential of mid cap stocks, while enjoying the relative stability of large cap stocks, through dynamic portfolio rebalancing

Fund Strategy

- The scheme has 35-65% allocation to both large and mid cap companies with the freedom to invest across sectors (within the large and mid cap space)
- The scheme has flexibility to invest between 0-30% across equity and equity related securities and debt
- Provides exposure to high growth potential of midcaps along with relatively lower volatility of large caps
- Our investment framework, VLRT enables dynamic money management and identification of tomorrow's potential winners and tactical allocation between large and mid caps depending on market movements



Portfolio stability

Large-cap companies are often more stable and resilient during market volatility compared to mid-cap and small-cap companies. Investing in large-cap stocks can help reduce the impact of market fluctuations on the portfolio, providing a level of stability and risk mitigation



Growth Potential

Mid-cap companies, while carrying higher volatility, offer superior growth potential compared to large-cap companies. Investing in mid-cap stocks allows investors to benefit from the growth prospects of these companies, which may outperform over the long term and contribute to overall portfolio growth



Risk Adjusted Returns

Funds aims to generate higher returns than the market while managing risks effectively fund adapts to changing market conditions, with our experienced money managers actively adjusting the portfolio. This approach aims for consistent returns and effective navigation through market cycles



Tax Efficiency

With dynamic rebalancing of the portfolio between large and mid cap segments of the market, the scheme achieves tax efficiency that contributes to better total return as compared to rebalancing done on an individual portfolio



Diversification and Sector Rotation

Provides diversification to the portfolio through valuable opportunities across two broad market caps. The money manager will manage multiple rotations across market caps/companies/sectors in line with our Risk-On/Risk-Off view



Blend of Growth and Value

Provides both growth and value investing to investors due to its large and varied investment universe, thereby making it a suitable wealth creator in the long run



Flexibility

Large and mid-cap funds offer fund managers the flexibility to adjust the portfolio allocation based on market conditions and opportunities. This flexibility enables them to capitalize on emerging trends or sectors, potentially enhancing returns



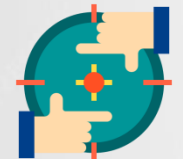
Sector Diversification

Investment in a mix of large-cap and mid-cap companies, provides diversification across different market segments. This diversification helps reduce risk by spreading investments across companies of varying sizes and sectors



Risk Managed Portfolio

Spreading investments across market capitalizations and sectors minimizes the impact of any one market cap or sector's performance on the overall portfolio and protects against market volatility and significant losses



Conviction Based Investing

Our focus is very clear on aiming to make alpha, so we focus extensively on onboarding promising companies with sustainable business models and visionary management and exhibiting reasonable price and earnings multiples



Tactical Wealth Creation

Investors can participate in the bull rally across the breadth of the market whenever it occurs and then return to relatively safer and stable positions in large cap companies when the tide turns



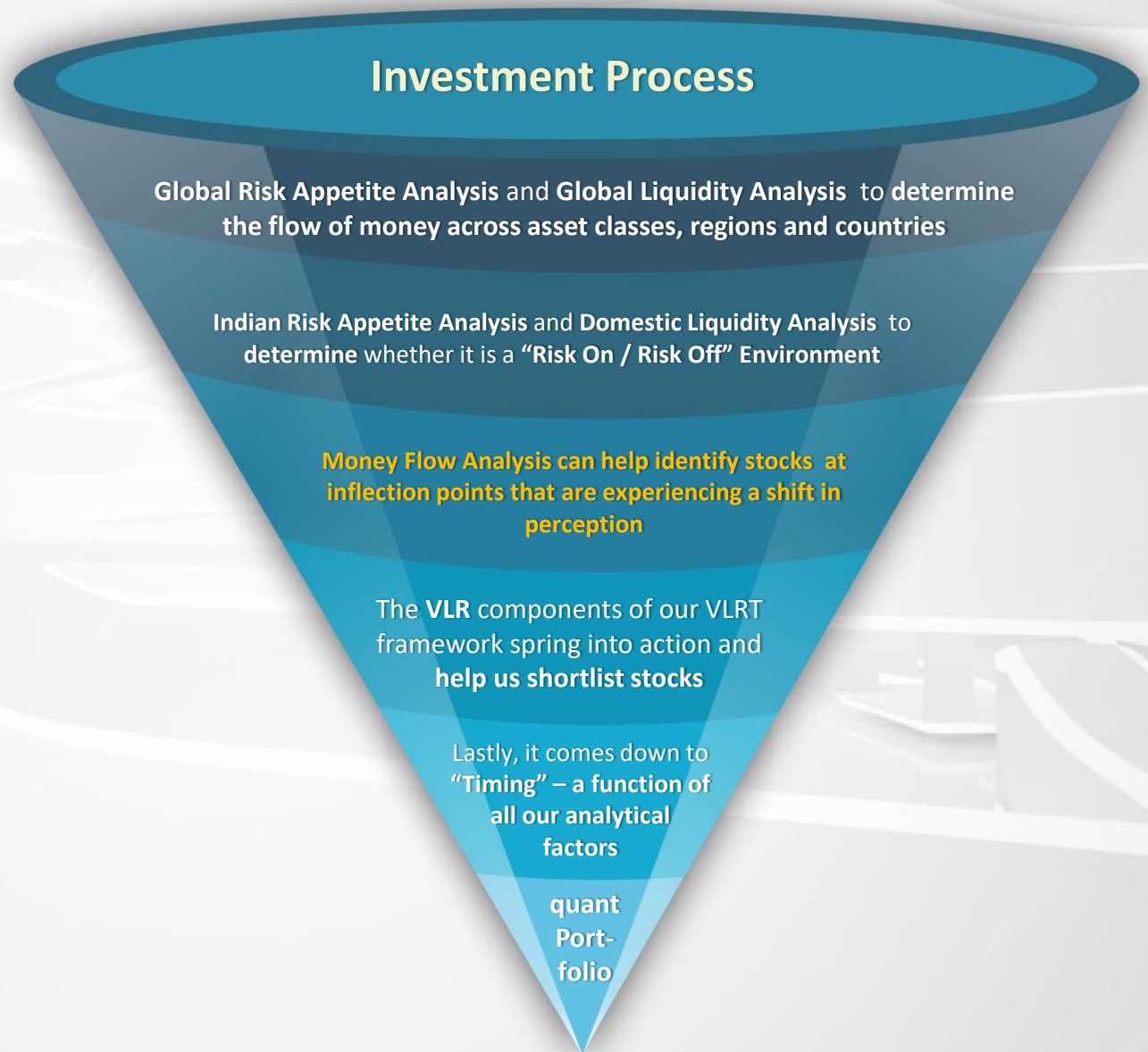
Dynamic Money Management

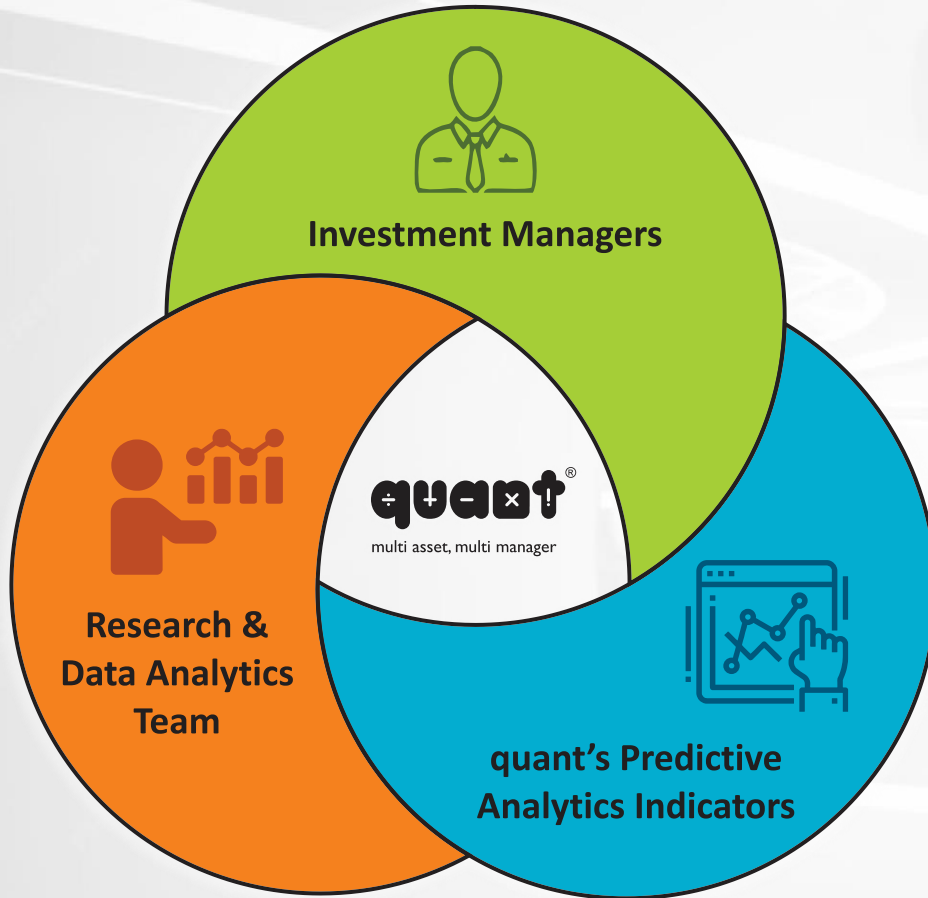
The fund adapts to changing market conditions, with our experienced money managers actively adjusting the portfolio. This approach aims for consistent returns and effective navigation through market cycles

quant pursues global research with a focus on financial markets and the real economy which includes the real economy and leveraged economy. We place a large emphasis on the role of participants' behavior. This idea has evolved into a multi-dimensional research perspective which is now formulated in our VLRT framework.

In a dynamic world, it is not just a choice but a necessity to adopt a multi-dimensional approach

The world is becoming non-linear and parabolic and to stay relevant, money managers must think with an unconstrained mind, actively update their methods and earnestly search for absolute returns, considering all markets and asset classes





“Analysis Adds Up”

We believe safeguarding investor wealth is paramount. Apart from reducing risk by investing **across asset classes**, we take diversification to another dimension by ensuring every investment decision comes from a focused discussion between **investment managers, research analysts and analytics team** – each with diverse **sets of capabilities and experiences**

VLRT



DYNAMIC REBALANCING

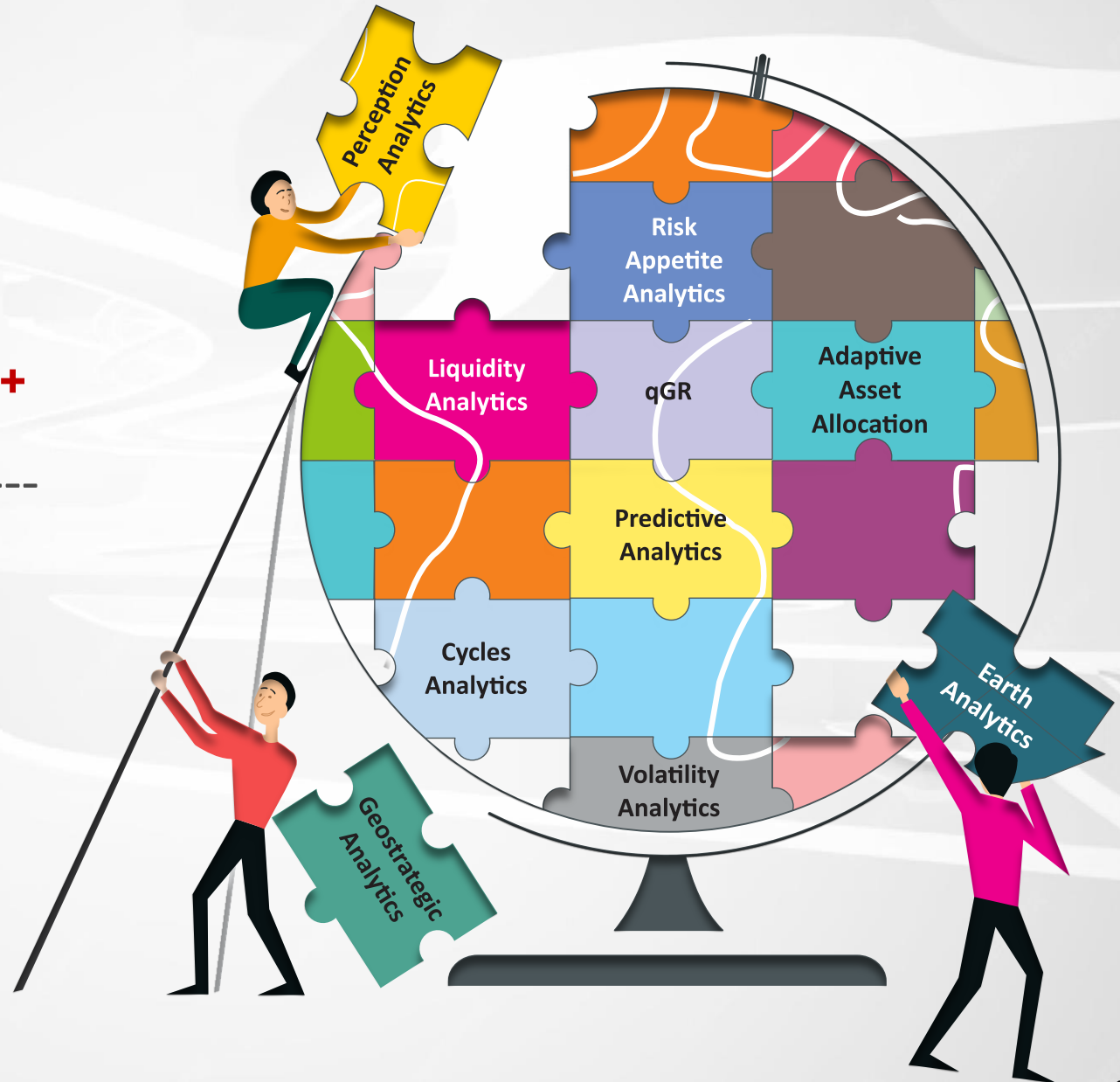
| Stocks | % of Net Assets |
|---|-----------------|
| Reliance Industries Limited | 9.74 |
| ITC Limited | 7.04 |
| Aurobindo Pharma Limited | 6.57 |
| Larsen & Toubro Limited | 6.57 |
| Lloyds Metals And Energy Limited | 6.40 |
| IRB Infrastructure Developers Limited | 4.32 |
| Samvardhana Motherson International Ltd | 4.08 |
| Marico Limited | 3.75 |
| Life Insurance Corporation Of India | 3.65 |
| Container Corporation of India Ltd | 3.61 |
| Total of Top 10 Holdings | 55.72 |

| Sectors | % Weightage |
|---------------------------------|-------------|
| Construction | 10.89 |
| Petroleum Products | 9.74 |
| Minerals & Mining | 8.54 |
| Diversified FMCG | 7.04 |
| Pharmaceuticals & Biotechnology | 6.99 |
| Finance | 6.34 |
| Insurance | 6.02 |
| Auto Components | 5.64 |
| Power | 4.47 |
| Retailing | 4.30 |

(Data as on March 28, 2025)

MuM
Rs. 88,000 Crores⁺

Folios^{*}
93 Lacs⁺



*Total folios and MuM (Money under Management) data as on 28th March 2025 (approximately)

quant MF – Equity schemes

| Fund | Money Managers | 3 Months | | 6 Months | | 1 Year | | 3 Years | | 5 Years | | Since Inception | |
|---|--|----------|---------|----------|---------|--------|--------|---------|--------|---------|--------|-----------------|--------|
| | | Fund | BM | Fund | BM | Fund | BM | Fund | BM | Fund | BM | Fund | BM |
| quant Small Cap Fund (Inception Date: Oct. 29, 1996) | Sandeep Tandon, Ankit Pande, Varun Pattani, Ayusha Kumbhat, Yug Tibrewal, Sameer Kate, Sanjeev Sharma | -11.09% | -14.66% | -18.95% | -17.77% | 0.74% | 6.02% | 22.57% | 18.60% | 52.50% | 37.65% | 17.65% | 16.04% |
| quant Tax Plan (Inception Date: Apr. 13, 2000) | Sandeep Tandon, Ankit Pande, Varun Pattani, Ayusha Kumbhat, Yug Tibrewal, Sameer Kate, Sanjeev Sharma | -5.26% | -4.74% | -19.77% | -12.57% | -4.26% | 6.37% | 15.66% | 14.43% | 39.91% | 26.21% | 20.20% | 14.18% |
| quant Mid Cap Fund (Inception Date: Mar. 20, 2001) | Sandeep Tandon, Ankit Pande, Varun Pattani, Ayusha Kumbhat, Yug Tibrewal, Sameer Kate, Sanjeev Sharma | -6.70% | -9.16% | -17.75% | -14.33% | -2.36% | 8.17% | 20.50% | 21.29% | 39.35% | 34.60% | 17.85% | 18.41% |
| quant Multi Asset Fund (Inception Date: Apr. 17, 2001) | Sandeep Tandon, Ankit Pande, Varun Pattani, Ayusha Kumbhat, Yug Tibrewal, Sameer Kate, Sanjeev Sharma | -3.23% | 0.47% | -6.87% | -4.97% | 8.85% | 8.13% | 20.02% | 8.76% | 35.47% | 14.01% | 15.34% | N.A. |
| quant Absolute Fund (Inception Date: Apr. 17, 2001) | Sandeep Tandon, Ankit Pande, Lokesh Garg, Varun Pattani, Ayusha Kumbhat, Yug Tibrewal, Sameer Kate, Sanjeev Sharma | -1.93% | 0.24% | -13.05% | -5.15% | -0.52% | 7.53% | 13.44% | 10.55% | 30.07% | 17.81% | 16.88% | N.A. |
| quant Active Fund (Inception Date: Apr. 17, 2001) | Sandeep Tandon, Ankit Pande, Lokesh Garg, Varun Pattani, Ayusha Kumbhat, Yug Tibrewal, Sameer Kate, Sanjeev Sharma | -7.95% | -7.02% | -18.48% | -13.61% | -4.39% | 6.88% | 13.23% | 16.43% | 36.18% | 30.01% | 19.24% | 15.53% |
| quant Liquid Fund (Inception Date: Oct. 03, 2005) | Sanjeev Sharma, Harshvardhan Bharatia | 1.88% | 1.79% | 3.68% | 3.52% | 7.35% | 7.25% | 6.72% | 6.75% | 5.84% | 5.51% | 7.24% | 6.77% |
| quant Large & Mid Cap Fund (Inception Date: Jan. 08, 2007) | Sandeep Tandon, Ankit Pande, Varun Pattani, Ayusha Kumbhat, Yug Tibrewal, Sameer Kate, Sanjeev Sharma | -5.83% | -5.62% | -17.15% | -12.78% | -1.00% | 7.33% | 18.84% | 17.01% | 31.78% | 29.20% | 18.74% | 16.08% |
| quant Infrastructure Fund (Inception Date: Sep. 20, 2007) | Sandeep Tandon, Ankit Pande, Lokesh Garg, Varun Pattani, Ayusha Kumbhat, Yug Tibrewal, Sameer Kate, Sanjeev Sharma | -10.27% | -0.23% | -18.67% | -12.42% | -6.23% | 2.27% | 20.91% | 20.58% | 45.29% | 31.08% | 17.59% | 11.61% |
| quant Focused Fund (Inception Date: Aug. 28, 2008) | Sandeep Tandon, Ankit Pande, Lokesh Garg, Varun Pattani, Ayusha Kumbhat, Yug Tibrewal, Sameer Kate, Sanjeev Sharma | -5.51% | -4.74% | -17.44% | -12.57% | -2.61% | 6.37% | 15.91% | 14.43% | 30.27% | 26.21% | 17.23% | 14.18% |
| quant Flexi Cap Fund (Inception Date: Oct. 17, 2008) | Sandeep Tandon, Ankit Pande, Lokesh Garg, Varun Pattani, Ayusha Kumbhat, Yug Tibrewal, Sameer Kate, Sanjeev Sharma | -4.41% | -4.74% | -18.07% | -12.57% | -0.99% | 6.37% | 18.35% | 14.43% | 39.38% | 26.21% | 19.11% | 14.18% |
| quant ESG Equity Fund (Inception Date: Nov. 05, 2020) | Sandeep Tandon, Ankit Pande, Varun Pattani, Ayusha Kumbhat, Yug Tibrewal, Sameer Kate, Sanjeev Sharma | -7.40% | -2.63% | -19.86% | -12.27% | -0.19% | 6.05% | 17.09% | 11.37% | N.A. | N.A. | 30.45% | 17.21% |
| quant Quantamental Fund (Inception Date: May. 03, 2021) | Sandeep Tandon, Ankit Pande, Varun Pattani, Ayusha Kumbhat, Yug Tibrewal, Sameer Kate, Sanjeev Sharma | -4.85% | -3.34% | -18.07% | -11.88% | -3.74% | 6.38% | 23.47% | 13.84% | N.A. | N.A. | 22.72% | 15.58% |
| quant Value Fund (Inception Date: Nov. 30, 2021) | Sandeep Tandon, Ankit Pande, Varun Pattani, Ayusha Kumbhat, Yug Tibrewal, Sameer Kate, Sanjeev Sharma | -10.28% | -4.74% | -19.13% | -12.57% | -1.95% | 6.37% | 22.45% | 14.43% | N.A. | N.A. | 20.80% | 13.09% |
| quant Large Cap Fund (Inception Date: Aug. 11, 2022) | Sandeep Tandon, Ankit Pande, Lokesh Garg, Varun Pattani, Ayusha Kumbhat, Yug Tibrewal, Sameer Kate, Sanjeev Sharma | -6.08% | -2.10% | -15.64% | -11.38% | -1.60% | 6.14% | N.A. | N.A. | N.A. | N.A. | 14.62% | 12.94% |
| quant Overnight Fund (Inception Date: Dec. 04, 2022) | Sanjeev Sharma, Harshvardhan Bharatia | 1.56% | 1.58% | 3.26% | 3.22% | 6.75% | 6.65% | N.A. | N.A. | N.A. | N.A. | 6.95% | 6.71% |
| quant Gilt Fund (Inception Date: Dec. 21, 2022) | Sanjeev Sharma, Harshvardhan Bharatia | 2.58% | 3.15% | 3.95% | 4.16% | 8.73% | 9.91% | N.A. | N.A. | N.A. | N.A. | 8.10% | 9.05% |
| quant Dynamic Asset Allocation Fund (Inception Date: Apr. 12, 2023) | Sandeep Tandon, Ankit Pande, Varun Pattani, Ayusha Kumbhat, Yug Tibrewal, Sameer Kate, Sanjeev Sharma | -3.22% | 0.76% | -11.81% | -3.12% | 2.67% | 7.85% | N.A. | N.A. | N.A. | N.A. | 26.62% | 12.57% |
| quant Business Cycle Fund (Inception Date: May. 30, 2023) | Sandeep Tandon, Ankit Pande, Lokesh Garg, Varun Pattani, Ayusha Kumbhat, Yug Tibrewal, Sameer Kate, Sanjeev Sharma | -10.85% | -4.74% | -23.01% | -12.57% | 0.47% | 6.37% | N.A. | N.A. | N.A. | N.A. | 26.03% | 19.00% |
| quant BFSI Fund (Inception Date: Jun. 20, 2023) | Sandeep Tandon, Ankit Pande, Varun Pattani, Ayusha Kumbhat, Yug Tibrewal, Sameer Kate, Sanjeev Sharma | -6.21% | 5.48% | -17.16% | 0.78% | -2.29% | 20.67% | N.A. | N.A. | N.A. | N.A. | 26.22% | 16.12% |
| quant Healthcare Fund (Inception Date: Jul. 17, 2023) | Sandeep Tandon, Ankit Pande, Varun Pattani, Ayusha Kumbhat, Yug Tibrewal, Sameer Kate, Sanjeev Sharma | -8.97% | -6.75% | -16.93% | -7.89% | 9.24% | 14.10% | N.A. | N.A. | N.A. | N.A. | 24.46% | 27.85% |
| quant Manufacturing Fund (Inception Date: Aug. 14, 2023) | Sandeep Tandon, Ankit Pande, Lokesh Garg, Varun Pattani, Ayusha Kumbhat, Yug Tibrewal, Sameer Kate, Sanjeev Sharma | -10.93% | -5.37% | -23.00% | -16.69% | -1.40% | 7.68% | N.A. | N.A. | N.A. | N.A. | 22.91% | 21.90% |
| quant Teck Fund (Inception Date: Sep. 05, 2023) | Sandeep Tandon, Ankit Pande, Varun Pattani, Ayusha Kumbhat, Yug Tibrewal, Sameer Kate, Sanjeev Sharma | -16.37% | -15.15% | -17.49% | -11.83% | -1.76% | 8.07% | N.A. | N.A. | N.A. | N.A. | 10.54% | 10.48% |
| quant Momentum Fund (Inception Date: Nov. 20, 2023) | Sandeep Tandon, Ankit Pande, Varun Pattani, Ayusha Kumbhat, Yug Tibrewal, Sameer Kate, Sanjeev Sharma | -4.05% | -4.74% | -16.66% | -12.57% | 1.88% | 6.37% | N.A. | N.A. | N.A. | N.A. | 26.21% | 16.41% |
| quant Commodities Fund (Inception Date: Dec. 27, 2023) | Sandeep Tandon, Ankit Pande, Varun Pattani, Ayusha Kumbhat, Yug Tibrewal, Sameer Kate, Sanjeev Sharma | -10.83% | 4.20% | -17.96% | -13.42% | 9.39% | 2.59% | N.A. | N.A. | N.A. | N.A. | 19.58% | 9.58% |
| quant Consumption Fund (Inception Date: Jan. 24, '24) | Sandeep Tandon, Ankit Pande, Varun Pattani, Ayusha Kumbhat, Yug Tibrewal, Sameer Kate, Sanjeev Sharma | -8.01% | -5.57% | -19.49% | -17.29% | -6.53% | 6.88% | N.A. | N.A. | N.A. | N.A. | -1.76% | 11.03% |
| quant PSU Fund (Inception Date: Feb. 20, '24) | Sandeep Tandon, Ankit Pande, Varun Pattani, Ayusha Kumbhat, Yug Tibrewal, Sameer Kate, Sanjeev Sharma | -4.31% | -1.26% | -21.16% | -16.19% | -0.40% | 4.48% | N.A. | N.A. | N.A. | N.A. | -1.09% | 0.83% |

Note: Data as on 28 March 2025. All returns are for direct plan. The calculation of returns since inception uses 07-01-2013 as the starting date for quant Small Cap Fund, quant ELSS Tax Saver Fund, quant Mid Cap Fund, quant Multi Asset Fund, quant Absolute Fund, quant Active Fund, quant Liquid Fund, quant Large & Mid Cap Fund, quant Infrastructure Fund, quant Focused Fund, quant Flexi Cap Fund

quant MF – Debt schemes

| Fund | Fund Manager | 7 Days | | 15 Days | | 1 Month | | 3 Month | | 6 Months | | 1 Year | | 3 Years | | 5 Years | | Since Inception | |
|--|--|--------|--------|---------|--------|---------|--------|---------|-------|----------|-------|--------|-------|---------|-------|---------|-------|-----------------|-------|
| | | Fund | BM | Fund | BM | Fund | BM | Fund | BM | Fund | BM | Fund | BM | Fund | BM | Fund | BM | Fund | BM |
| quant Liquid Fund (Inception Date: Oct. 03, 2005) | Sanjeev Sharma & Harshvardhan Bharatia | 10.08% | 9.95% | 8.32% | 8.28% | 7.02% | 6.90% | 7.52% | 5.37% | 7.35% | 7.04% | 7.35% | 7.25% | 6.72% | 6.75% | 5.84% | 5.51% | 7.24% | 6.77% |
| quant Overnight Fund (Inception Date: Dec. 04, 2022) | Sanjeev Sharma & Harshvardhan Bharatia | 6.15% | 6.28% | 6.01% | 6.18% | 5.51% | 5.71% | 6.23% | 4.73% | 6.52% | 6.44% | 6.75% | 6.65% | N.A. | N.A. | N.A. | N.A. | 6.95% | 6.71% |
| quant Gilt Fund (Inception Date: Dec. 21, 2022) | Sanjeev Sharma & Harshvardhan Bharatia | 25.44% | 28.27% | 26.23% | 29.38% | 18.43% | 23.08% | 10.34% | 9.46% | 7.89% | 8.32% | 8.73% | 9.91% | N.A. | N.A. | N.A. | N.A. | 8.10% | 9.05% |

Note: Data as on 28 March 2025. The above performance data uses absolute returns for period less than 1 year and annualized returns for period more than 1 year for Direct (G) plans. However, different plans have different expense structure. Past performance may not be indicative of future performance.

| | |
|---|---|
| Investment Objective | The primary investment objective of the scheme is to generate capital appreciation & provide long-term growth opportunities by investing in a portfolio of Large Cap and Mid Cap companies. There is no assurance that the investment objective of the Scheme will be realized. |
| Benchmark Index | NIFTY LARGE MIDCAP 250 TRI |
| Investment Category | An open ended equity scheme investing across Large & Mid Cap Companies |
| Plans Available | quant Large & Mid Cap Fund – Growth Option – Direct & Regular quant Large & Mid Cap Fund – Income Distribution cum Capital Withdrawal Option (Payout & Re-investment facility)– Direct & Regular |
| Entry Load | Nil |
| Exit Load | 1% for 15 days |
| Fund Managers | Sandeep Tandon, Ankit Pande, Varun Pattani, Ayusha Kumbhat, Yug Tibrewal, Sameer Kate, Sanjeev Sharma |
| Minimum Application | Purchase: Rs.5,000/- plus in multiple of Re.1 thereafter |
| Additional Investment | Additional Purchase: Rs. 1,000/- and in multiples of Rs. 1/- thereafter Repurchase: Rs. 1,000/- |
| Systematic Investment Plan (SIP) | Rs. 1000/- and multiple of Re. 1/- |
| Bank Details | Account Name: QUANT LARGE & MID CAP FUND Account Number: 00030350005661 IFSC Code: HDFC0000003, Branch: HDFC Bank, Surya Kiran, K.G Marg |

| | | |
|---|---------------------------------|------------------------------------|
| <p>This product is suitable for investors who are seeking*:</p> | <p>Scheme Riskometer</p> | <p>Benchmark Riskometer</p> |
| <ul style="list-style-type: none"> • To Generate Capital appreciation • To invest in a portfolio of Large & Mid Cap Companies | | |
| <p>*Investors should consult their financial advisors if in doubt about whether the product is suitable for them</p> | | |

| <p style="text-align: center;">LINKS</p> | | |
|---|--|---|
| | | |
| <p style="text-align: center;">Scheme Information Document Click here</p> | <p style="text-align: center;">Scheme One Pager Click here</p> | <p style="text-align: center;">quant Mutual Fund Website Click here</p> |

| <p style="text-align: center;">ALSO AVAILABLE ON</p> | | | |
|---|--|--|--|
| | | | |

Disclaimer: All figures and data given in the document are dated unless stated otherwise. In the preparation of the material contained in this document, the AMC has used information that is publicly available, including information developed in-house. Some of the material used in the document may have been obtained from members/persons other than the AMC and/or its affiliates and which may have been made available to the AMC and/or to its affiliates. Information gathered and material used in this document is believed to be from reliable sources. The AMC however does not warrant the accuracy, reasonableness and / or completeness of any information. We have included statements / opinions / recommendations in this document, which contain words, or phrases such as “will”, “expect”, “should”, “believe” and similar expressions or variations of such expressions, that are “forward looking statements”. Actual results may differ materially from those suggested by the forward looking statements due to risk or uncertainties associated with our expectations with respect to, but not limited to, exposure to market risks, general economic and political conditions in India and other countries globally, which have an impact on our services and / or investments, the monetary and interest policies of India, inflation, deflation, unanticipated turbulence in interest rates, foreign exchange rates, equity prices or other rates or prices etc. The AMC (including its affiliates), the Mutual Fund, the trust and any of its officers, directors, personnel and employees, shall not liable for any loss, damage of any nature, including but not limited to direct, indirect, punitive, special, exemplary, consequential, as also any loss of profit in any way arising from the use of this material in any manner. The recipient alone shall be fully responsible/are liable for any decision taken on this material. Investors are advised to consult their own legal, tax and financial advisors to determine possible tax, legal and other financial implication or consequence of subscribing to the units of quant Mutual Fund. quant Money Managers Ltd. has no duty or obligation to update the information contained herein. Past performance may or may not be sustained in the future. This presentation, including the information contained herein, may not be copied, reproduced, republished, or posted in whole or in part, in any form without the prior written consent of quant Money Managers Ltd.



quant[®]
LARGE AND MID-CAP
FUND

quant Money Managers Limited

Corporate Office: 6th Floor, Sea Breeze Building, Appasaheb Marathe Marg, Prabhadevi, Mumbai - 400 025.

Tel: +91 22 6295 5000 | Whatsapp: +91 9920 21 22 23 | E-mail: help.investor@quant.in | help.distributor@quant.in | www.quantmutual.com