

# MANUFACTURING FUND

(An open ended equity scheme following manufacturing theme)

**NFO Period:**

**July 26, 2023 – August 08, 2023**

**The Assembly Line of Opportunities**

**Invest in our philosophy**  
active | absolute | unconstrained

## MINIMUM INVESTMENT:

### PLANS AND OPTIONS:

**Regular / Direct:** Growth and IDCW  
(Payout and Re-investment)

**LUMP SUM**  
Rs. 5,000/-

**SUBSEQUENT INVESTMENT**  
Rs. 1,000/-

### SYSTEMATIC INVESTMENT PLAN (SIP)

**Weekly:** Rs. 1,000/- (Wednesday)

**Fortnightly:** Rs. 1,000/- (alternate Wednesday)

**Monthly:** Rs. 1,000/-

**Quarterly:** Rs. 3,000/-

and in multiples of Re. 1/- thereafter

### LOAD STRUCTURE:

**Entry:** Nil | **Exit:** 1% for 15 days

### BENCHMARK INDEX:

Nifty India Manufacturing Index

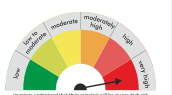
### FUND MANAGERS:

Sandeep Tandon | Ankit Pande  
Sanjeev Sharma | Vasav Sahgal

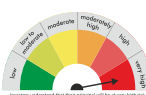
This Product is suitable for investors who are seeking\*

- Capital appreciation over long term
- To generate consistent returns by investing in equity and equity related instruments of manufacturing-centric companies

Scheme Riskmeter



Benchmark Riskmeter



**Disclaimer:** This brochure is for general reading purpose only and is not meant to serve as a professional guide. This document has been prepared on the basis of publicly available information, internally developed data and other sources believed to be reliable. The Sponsor, the Investment Manager, the Trustee or any of their respective directors, employees, affiliates or representatives ("entities & their affiliates") do not assume any responsibility for, or warrant the authenticity, accuracy, completeness, adequacy and reliability of such information. Whilst no action has been solicited based upon the information provided herein; due care has been taken to ensure that the facts are accurate and opinions given are fair and reasonable. This information is not intended to be an offer or solicitation for the purchase or sale of any financial product or instrument. Recipients of this information are advised to rely on their own analysis, interpretations & investigations. Readers are also advised to seek independent professional advice order to arrive at an informed investment decision. Entities & their affiliates shall not be liable for any direct, indirect, special, incidental, consequential, punitive or exemplary damages, including loss of profits, arising in any way from the information contained in this material. Entities & their affiliates including persons involved in the preparation or issuance of this material may from time to time have long or short positions in and buy or sell the securities there of, of company (ies)/ specific economic sectors mentioned herein. quant Money Managers Ltd. has no duty or obligation to update the information contained herein. Past performance may or may not be sustained in the future. This brochure, including the information contained herein, may not be copied, reproduced, republished, or posted in whole or in part, in any form without the prior written consent of quant Money Managers Ltd.

\*Investors should consult their financial advisers if in doubt about whether the product is suitable for them

**Mutual funds are subject to market risk, please read all scheme related documents carefully.**

## Investment Approach



Invests at least 80% in manufacturing industries with strong profit potential from production & exports using technology & benefitting from 'Make in India' initiative



Flexibility to invest in companies across market caps and several manufacturing industries to optimize risk-return payoffs



As inflection points strategists, we will construct a focused or diversified portfolio based on the macro environment



VLRT risk mitigating framework and Predictive Analytics to dynamically manage the known risks and opportunities across the portfolio

## Reasons to Buy



Indian manufacturing sector has matured, paving the way for a cost-competitive advantage on the global stage



Indian manufacturing is diversifying across industries with vast potential for import substitution as well as export-oriented growth potential



Capitalizing on various sub-sectors' cyclicity with promising growth prospects over the long term



Manufacturing companies set up after October 1, 2019 can pay reduced corporate tax, while GST has improved competitiveness for the sector

## VLRT Framework| Adaptive Money Management

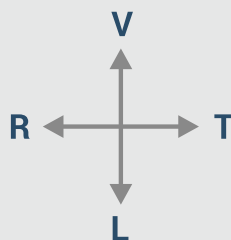
*Being Relevant with 'predictive analytics'*

### VALUATION ANALYTICS

Knowing the difference between price and value.

### RISK APPETITE ANALYTICS

Perceiving what drives market participants to certain actions and reactions.



### TIMING

Being in sync with the waves of value and behaviour

### LIQUIDITY ANALYTICS

Understanding the flow of money across asset classes.

The core engine that drives us and sets us apart is a robust and differentiated investment framework that enables us to see beyond the horizon and stay relevant. Our unique analytical framework for enabling 'predictive analytics' encompasses all available asset classes and sectors, formulating a multi-dimensional research perspective.

#### Why multi-dimensional?

The markets are a complex, dynamic system. There is no one formula or strategy or perspective that can consistently outperform. **A diverse set of variables and participants are continuously interacting with each other in myriad ways.**

In the face of this uncertainty and complexity, instead of limiting ourselves to any one school of thought **we have found consistent success by studying markets along four dimensions: Valuation, Liquidity, Risk Appetite, and Time [VLRT].**

## Top 10 Holdings

Stocks	% of Net Assets
Reliance Industries Limited	9.75
ITC Limited	9.35
Samvardhana Motherson International Ltd	7.37
Grasim Industries Ltd	6.73
Aurobindo Pharma Limited	6.06
Ador Welding Limited	4.51
Laxmi Organic Industries Limited	4.44
Himadri Speciality Chemical Limited	4.33
Zydus Wellness Ltd	4.02
Arvind Limited	3.56
<b>Total of Top 10 Holdings</b>	<b>60.11</b>

## Top 10 Sectors

Sectors	% Weightage
Chemicals & Petrochemicals	19.11
Petroleum Products	9.75
Diversified FMCG	9.35
Pharmaceuticals & Biotechnology	8.86
Food Products	7.47
Auto Components	7.37
Cement & Cement Products	6.73
Industrial Products	6.73
Textiles & Apparels	4.09
Commercial Services & Supplies	3.27

(Data as on November 29, 2024)

quant Mutual Fund | 6th floor, sea breeze building, appasaheb marathe marg, prabhadevi, mumbai - 400 025.  
tel: +91 22 6295 5000 | whatsapp message: +91 99 20 21 22 23 | help.investor@quant.in | help.distributor@quant.in

Mutual funds are subject to market risk, please read all scheme related documents carefully.