CELEBRATING 30 YEARS of Trust 1996-2026

The Next 50 In Focus

A new sphere of Opportunity



quant®

NIFTY NEXT 50

index FUND

An open-ended scheme
replicating/tracking Nifty Next 50 Total Return Index

NFO Period: Nov. 25 – Dec. 07, 2026

quant mutual fund registration no.: MF/028/96/4


The Next Chapter in quant's Index Fund Portfolio
The family is growing, the focus sharpens
quant®
NIFTY
NEXT 50
index
FUND
NFO Period: Nov. 25 – Dec. 07, 2026
CELEBRATING
30
YEARS
of Trust
1996- 2026


quant
NIFTY
NEXT 50
index
FUND
quant®
multi asset, multi manager
active bhi, passive bhi
CELEBRATING
30
YEARS
of Trust
1996-2026

Why Index Funds Now?

quant NIFTY NEXT 50 index FUND

Investors increasingly want market participation that is simple, transparent and rules-based

Simple

Follows a stated index, avoiding complex stock-selection explanations

Transparent

Portfolio is linked to published index constituents and methodology

Disciplined

Rules-based rebalancing reduces emotional decision-making

Cost-efficient

Index funds generally aim to offer low-cost market exposure

A growing family of index funds designed to help investors build a diversified equity portfolio with simplicity and flexibility

CELEBRATING 30 YEARS of Trust 1996-2026

How an Index Fund Works

quant NIFTY NEXT 50 index FUND

A simple way to turn an index into an investible portfolio

Index

Published basket of companies

Fund portfolio

Attempts to mirror the index

Investor

Gets exposure through fund units

Rebalancing

Portfolio adjusts as the index changes

No stock picking

The fund seeks to replicate the index instead of actively choosing winners

Market exposure

Investor gets exposure to the chosen market segment through one fund

Tracking difference

Actual returns may vary from index returns due to expenses, cash holdings

CELEBRATING 30 YEARS of Trust 1996-2026

Advantages of the Index Fund Route

quant NIFTY NEXT 50 index FUND

Helping investors build market exposure without adding complexity

Low-cost access

Index funds generally target efficient market exposure at a lower cost than active strategies

Transparent portfolio

Investors know the index, methodology and market segment being tracked

Rules-based discipline

Rebalancing follows index rules, reducing bias and emotional decision-making

Easy diversification

Index funds can provide diversified exposure to an entire market segment

Simple communication

Easy for investors to understand, with a simple structure

Portfolio building blocks

Can be combined to have allocation from large-cap stocks to growth-oriented midcaps

CELEBRATING 30 YEARS of Trust 1996-2026

quant

NIFTY NEXT 50 index FUND

Nifty Next 50

A Distinct Path to Opportunity



Nifty Next 50: A Distinct Segment Within the Nifty 100 Universe

quant NIFTY NEXT 50 index FUND

The Next 50 Companies in the Nifty 100 Index

NIFTY 100
(Large Cap Basket)

NIFTY 50

50 companies

Established leaders

~82% of total weight of Nifty 100 Index

NIFTY NEXT 50

50 companies

Next 50 companies

~18% of total weight of Nifty 100 Index

Growth potential: The index provides exposure to companies that may potentially graduate into Nifty 50

CELEBRATING 30 YEARS of Trust 1996-2026

Source: NSE, Weightages as on 30th October, 2026

Nifty Next 50: A Focused Valuation Opportunity

quant NIFTY NEXT 50 index FUND

Current P/E is below its 1-year and 5-year historical medians, offering a valuation lens for staggered participation

VALUATION LENS	CURRENT P/E	1Y MEDIAN	5Y MEDIAN	DISCOUNT
NIFTY NEXT 50	17.13x Current	19.51x Historical median	22.59x Historical median	vs 1Y −12.20% vs 5Y −24.17%

HISTORICAL VALUATION RESET

Trading below both comparison medians

INVESTMENT APPROACH

A case for disciplined, staggered investing

A focused opportunity beyond the first 50, with valuations below recent historical benchmarks

CELEBRATING 30 YEARS of Trust 1996-2026

Source: NSE index valuation data; as of 30 Oct 2026. P/E based on trailing earnings. Historical valuations do not assure future performance.

Nifty Next 50: TRI Returns

quant NIFTY NEXT 50 index FUND

Look beyond the first 50: a focused view of index performance across investment horizons

INDEX EXPOSURE	QTD	YTD	1 Year	5 Years	Since Inception
Nifty Next 50	−2.87% Absolute	-1.53% Absolute	-2.14% Absolute	+10.95% CAGR	— Not reported

Long term performance across market cycles

Positive 5-year CAGR despite negative near-term returns

Note: **TRI includes dividends and supports like-for-like comparison of historical index performance**

CELEBRATING 30 YEARS of Trust 1996-2026

Source: NSE Indices, Nifty Next 50 factsheet as of 30 Oct 2026. QTD, YTD and 1-year returns are absolute; returns above 1 year are CAGR.
Since-inception TRI return not published in the source factsheet. Past performance may or may not be sustained in future.

Nifty Next 50: Differentiated Long-Term Opportunity

quant NIFTY NEXT 50 index FUND

Outperformed Nifty 50 and Nifty 100 over 1, 3 and 5 years

LONG-TERM RETURNS (%)

AS OF 30 OCT 2026

	1 year	3 years	5 years
Nifty Next 50	-2.14%	16.43%	10.95%
Nifty 100	-8.18%	9.17%	7.22%
Nifty 50	-9.45%	7.74%	6.70%

Nifty Next 50 leads vs Nifty 50 by 8.69% over 3Y and 4.25% pp over 5Y



CELEBRATING 30 YEARS of Trust 1996-2026

Source: NSE; past performance is not indicative of future returns.

A Distinct Slice of the Nifty 100

quant®

NIFTY NEXT 50

index FUND



As on 30th Oct, 2026 : Of the total weight in the Nifty 100 Index,
Nifty 50 stocks make up ~ 82% | **Nifty Next 50 stocks make up ~ 18%**

CELEBRATING 30 YEARS of Trust 1996-2026

Performance of our 3 Maiden Index Funds Launched in Oct'26

Timing in passive products is most vital | Index replication over the period

Fund	7 Days		Since Inception	
	Fund	BM	Fund	BM
quant Nifty 50 Index Fund (Inception Date: Oct. 28, 2026)	2.59%	2.61%	13.90%	13.72%
quant Nifty 100 Index Fund (Inception Date: Oct. 28, 2026)	2.21%	2.23%	12.76%	12.82%
quant Nifty Midcap 150 Index Fund (Inception Date: Oct. 28, 2026)	0.32%	0.33%	7.53%	8.10%

Passive by Strategy | Timely by Design

At quant Mutual Fund, we combine the simplicity of passive investing with our long-standing belief that timing matters; bringing together the discipline of index investing and the opportunity of launching a passive product at the right time!

Source: Internal, **Note:** Data as on 22 November 2026. All returns are for direct plan. Past performance may or may not be sustained in future. For full disclosures on all scheme performances, please refer to our website www.quantmutual.com

quant Nifty Next 50 Index Fund - Snapshot

Focused exposure to the next 50 companies beyond the Nifty 50

50 Companies

A focused large cap opportunity

Index Universe

50 companies

Large and highly liquid companies across major sectors

Exposure Style

Next 50 Large Caps

Dedicated exposure to the next tier of large-cap companies

Market Coverage

Part of the Nifty 100 universe

Complements Nifty 50 exposure by focusing on the next 50 companies

Investors can invest in quant Nifty Next 50 Index Fund for targeted exposure to the next tier of large-cap companies

CELEBRATING 30 YEARS of Trust 1996-2026

quant Nifty Next 50 Index Fund - Our Active Approach to Index Selection

quant NIFTY NEXT 50 index FUND

Investor-first framework to identify indices that are relevant, investable and easy to understand

Objective

Create index solutions that serve a clear role in an investor's portfolio — core allocation, market-cap exposure or focused completion strategy

Core decision lens

Prefer indices with transparent rules, adequate liquidity, diversified construction and a durable economic rationale — over short-term narratives or narrow market fads

Selection workflow

01 Define portfolio role → **02** Screen index universe → **03** Test liquidity & replication → **04** Check concentration risk → **05** Finalise and review

Key selection filters

Market relevance
Represents a meaningful market segment or allocation need

Investability
Adequate liquidity, free-float and practical tradability

Diversification discipline
Checks sector and stock-level concentration risk

Methodology transparency
Rules-based construction that is published and repeatable

Tracking feasibility
Operationally efficient basket for implementation

Investor suitability
Clear use case and long-term portfolio relevance

CELEBRATING 30 YEARS of Trust 1996-2026

quant Nifty Next 50 Index Fund - Features

quant NIFTY NEXT 50 index FUND

01 Focused Next 50 exposure

Access to 50 companies in the Nifty 100, excluding constituents of the Nifty 50

02 A distinct large-cap segment

Dedicated participation in the next tier of large-cap companies through a rules-based index

03 Complementary portfolio exposure

Can complement Nifty 50 holdings with a focused allocation

open-ended • passive equity exposure
• units available through regular/direct plans • benchmark-linked investment strategy

CELEBRATING 30 YEARS of Trust 1996-2026

quant Nifty Next 50 Index Fund - For Whom Is It Suitable?

Investor profile, portfolio role and investment horizon

FUND	BEST SUITED FOR	PORTFOLIO ROLE	HORIZON	INVESTOR RISK PROFILE
quant Nifty Next 50 Index Fund	Investors seeking dedicated exposure beyond the Nifty 50; those looking to complement an existing large-cap allocation	Tracks the next 50 companies within the Nifty 100, excluding the Nifty 50; provides a distinct large-cap exposure	Long term 5+ years	Comfortable with equity-market volatility and potentially sharper fluctuations than the Nifty 50

Not suitable for: very short-term investors, those with low tolerance for equity volatility, or investors seeking assured returns

Suitability depends on financial goals, risk profile, time horizon and total portfolio exposure. Nifty 100 already includes Nifty Next 50 constituents.

quant MF schemes that outperformed the benchmark

quant®
multi asset, multi manager



CELEBRATING 30 YEARS of Trust 1996-2026

Direct plan. Returns: for more than 1 year are annualized (CAGR). Past performance may or may not be sustained in the future. Source: Ace MF & qGR as on 22-Nov-2026.

10 Years Performance of Quant MF Equity & Hybrid Schemes (88% in Quartile 1)

quant® multi asset, multi manager

Fund	10 Years Performance	10 Years Returns		Alpha	Percentile
		Fund	Benchmark		
quant Infrastructure Fund	Quartile 1	21.58%	15.34%	6.24%	100
quant Aggressive Hybrid Fund	Quartile 1	17.16%	11.44%	5.72%	100
quant Flexi Cap Fund	Quartile 1	20.11%	14.64%	5.47%	100
quant Multi Asset Allocation Fund	Quartile 1	17.89%	12.70%	5.19%	100
quant Small Cap Fund	Quartile 1	20.23%	15.87%	4.36%	92
quant Multi Cap Fund	Quartile 1	19.10%	15.60%	3.50%	100
quant Large & Mid Cap Fund	Quartile 1	16.99%	16.05%	0.94%	80
quant Mid Cap Fund	Quartile 1	18.83%	18.06%	0.77%	80
quant Focused Fund	Quartile 2	15.83%	14.64%	1.19%	71

Direct plan. Returns: for more than 1 year are annualized (CAGR). Past performance may or may not be sustained in the future. Source: Ace MF & qGR as on 22-Nov-2026.

CELEBRATING 30 YEARS

5 Years Performance of Quant MF Equity & Hybrid Schemes (63% in Quartile 1)

multi asset, multi manager

Fund	5 Years Performance	5 Years Returns		Alpha	Percentile
		Fund	Benchmark		
quant Quantamental Fund	Quartile 1	19.30%	10.66%	8.64%	100
quant ESG Integration Strategy Fund	Quartile 1	17.62%	9.16%	8.46%	100
quant Multi Asset Allocation Fund	Quartile 1	17.90%	10.75%	7.15%	100
quant Aggressive Hybrid Fund	Quartile 1	12.98%	8.12%	4.86%	83
quant Small Cap Fund	Quartile 1	18.25%	14.49%	3.76%	83
quant Flexi Cap Fund	Quartile 1	14.78%	11.06%	3.72%	86
quant Large & Mid Cap Fund	Quartile 1	15.46%	12.74%	2.72%	85
quant Focused Fund	Quartile 2	13.28%	11.06%	2.22%	72
quant Infrastructure Fund	Quartile 3	16.28%	14.87%	1.41%	39
quant Mid Cap Fund	Quartile 3	14.64%	15.57%	-0.93%	40
quant Multi Cap Fund	Quartile 4	11.27%	12.57%	-1.30%	10

Direct plan. Returns: for more than 1 year are annualized (CAGR). Past performance may or may not be sustained in the future. Source: Ace MF & qGR as on 22-Nov-2026.

CELEBRATING 30 YEARS

3 Years Performance of Quant MF Equity & Hybrid Schemes (50% in Quartile 1)

quant®
multi asset, multi manager

Fund	3 Years Performance	3 Years Returns		Alpha	Percentile
		Fund	Benchmark		
quant Multi Asset Allocation Fund	Quartile 1	19.09%	12.14%	6.95%	100
quant Value Fund	Quartile 1	17.36%	12.00%	5.36%	90
quant Aggressive Hybrid Fund	Quartile 1	14.19%	8.93%	5.26%	93
quant Dynamic Asset Allocation Fund	Quartile 1	12.63%	8.21%	4.42%	86
quant ESG Integration Strategy Fund	Quartile 1	16.32%	12.34%	3.98%	100
quant Momentum Fund	Quartile 1	15.93%	12.00%	3.93%	100
quant BFSI Fund	Quartile 1	18.71%	14.95%	3.76%	94
quant Small Cap Fund	Quartile 1	15.18%	11.96%	3.22%	77
quant Quantamental Fund	Quartile 1	14.62%	12.05%	2.57%	100
quant Large Cap Fund	Quartile 1	14.10%	11.58%	2.52%	87
quant Flexi Cap Fund	Quartile 2	15.35%	12.00%	3.35%	64
quant Large & Mid Cap Fund	Quartile 2	14.50%	12.90%	1.60%	54
quant Infrastructure Fund	Quartile 2	14.92%	15.45%	-0.53%	50
quant Manufacturing Fund	Quartile 2	13.92%	17.73%	-3.81%	50
quant Focused Fund	Quartile 3	13.15%	12.00%	1.15%	44
quant Teck Fund	Quartile 4	4.00%	0.72%	3.28%	14
quant Healthcare Fund	Quartile 4	19.30%	20.43%	-1.13%	25
quant Business Cycle Fund	Quartile 4	9.60%	12.00%	-2.40%	10
quant Multi Cap Fund	Quartile 4	9.56%	12.50%	-2.94%	4
quant Mid Cap Fund	Quartile 4	9.61%	14.00%	-4.39%	7

Direct plan. Returns: for more than 1 year are annualized (CAGR). Past performance may or may not be sustained in the future. Source: Ace MF & qGR as on 22-Nov-2026.

CELEBRATING 30 YEARS

1 Year Performance of Quant MF Equity & Hybrid Schemes (56% in Quartile 1)

multi asset, multi manager

Fund	1 Year Performance	1 Year Returns		Alpha	Percentile
		Fund	Benchmark		
quant ESG Integration Strategy Fund	Quartile 1	16.52%	2.71%	13.81%	100
quant Large & Mid Cap Fund	Quartile 1	11.95%	2.45%	9.50%	94
quant Aggressive Hybrid Fund	Quartile 1	9.34%	0.67%	8.67%	90
quant Flexi Cap Fund	Quartile 1	10.79%	2.15%	8.64%	86
quant Focused Fund	Quartile 1	10.14%	2.15%	7.99%	79
quant Infrastructure Fund	Quartile 1	8.68%	1.08%	7.60%	79
quant Value Fund	Quartile 1	9.39%	2.15%	7.24%	82
quant Consumption Fund	Quartile 1	6.32%	-0.53%	6.85%	77
quant Equity Savings Fund	Quartile 1	10.00%	4.07%	5.93%	96
quant Multi Asset Allocation Fund	Quartile 1	7.93%	2.09%	5.84%	81
quant Large Cap Fund	Quartile 1	6.79%	1.27%	5.52%	91
quant Quantamental Fund	Quartile 1	6.79%	1.66%	5.13%	100
quant Arbitrage Fund	Quartile 1	7.61%	7.05%	0.56%	100
quant Commodities Fund	Quartile 1	6.68%	6.39%	0.29%	100
quant Manufacturing Fund	Quartile 2	11.69%	6.78%	4.91%	70
quant Multi Cap Fund	Quartile 2	8.06%	3.48%	4.58%	53
quant Small Cap Fund	Quartile 2	10.90%	6.98%	3.92%	55
quant Teck Fund	Quartile 3	-4.80%	-13.65%	8.85%	33
quant Healthcare Fund	Quartile 3	21.55%	18.48%	3.07%	47
quant Momentum Fund	Quartile 3	4.85%	2.15%	2.70%	38
quant PSU Fund	Quartile 3	0.45%	-1.51%	1.96%	40
quant Business Cycle Fund	Quartile 3	3.48%	2.15%	1.33%	32
quant BFSI Fund	Quartile 3	5.07%	5.72%	-0.65%	30
quant Dynamic Asset Allocation Fund	Quartile 4	0.63%	0.86%	-0.23%	6
quant Mid Cap Fund	Quartile 4	2.93%	3.36%	-0.43%	13

Direct plan. Returns: for more than 1 year are annualized (CAGR). Past performance may or may not be sustained in the future. Source: Ace MF & qGR as on 22-Nov-2026.

CELEBRATING 30 YEARS

"analysis adds up"

quant®
multi asset, multi manager

MONEY UNDER MANAGEMENT (MuM)

Rs. 1,00,000+ crore

TOTAL FOLIOS

~1+ crore

NUMBER OF SCHEMES

40 Schemes

MUM GROWTH SINCE INTRODUCTION OF VLRT Framework

April 2020	November 2026
Rs. 135 cr.	Rs. 1,11,000+ cr.

CELEBRATING 30 YEARS of Trust 1996-2026

Data as on November 22, 2026 includes Mutual fund schemes & SIF strategies

VLRT - Valuation Analytics, Liquidity Analytics, Risk Appetite Analytics, Time Analytics

quant MF schemes – performance across categories, across time horizons

multi asset, multi manager

Fund	Money Managers	3 Months		6 Months		1 Year		3 Years		5 Years		Since Inception	
		Fund	BM	Fund	BM	Fund	BM	Fund	BM	Fund	BM	Fund	BM
quant Small Cap Fund (Inception Date: Oct. 29, 1996)	Sandeep Tandon, Ankit Pande, Varun Pattani, Ayusha Kumbhat, Yug Tibrewal, Sameer Kate, Sanjeev Sharma	-2.99%	-5.87%	6.15%	0.62%	4.26%	-3.15%	16.13%	12.35%	17.15%	13.11%	16.99%	15.02%
quant ELSS Tax Saver Fund (Inception Date: Apr. 13, 2000)	Sandeep Tandon, Ankit Pande, Varun Pattani, Ayusha Kumbhat, Yug Tibrewal, Sameer Kate, Sanjeev Sharma	-3.58%	-6.05%	2.86%	-2.83%	2.97%	-7.34%	14.39%	10.22%	14.12%	8.81%	19.19%	12.79%
quant Mid Cap Fund (Inception Date: Mar. 20, 2001)	Sandeep Tandon, Ankit Pande, Varun Pattani, Ayusha Kumbhat, Yug Tibrewal, Sameer Kate, Sanjeev Sharma	-6.13%	-8.46%	-1.81%	-3.95%	-2.23%	-4.37%	10.22%	13.82%	14.29%	13.84%	15.95%	17.02%
quant Multi Asset Allocation Fund (Inception Date: Apr. 17, 2001)	Sandeep Tandon, Ankit Pande, Varun Pattani, Ayusha Kumbhat, Yug Tibrewal, Sameer Kate, Sanjeev Sharma	-3.52%	-5.51%	0.34%	-3.75%	8.01%	-2.02%	21.13%	10.63%	18.18%	8.27%	15.37%	N.A.
quant Aggressive Hybrid Fund (Inception Date: Apr. 04, 2001)	Sandeep Tandon, Ankit Pande, Varun Pattani, Ayusha Kumbhat, Yug Tibrewal, Sameer Kate, Sanjeev Sharma, Jignesh Shah	-4.79%	-3.93%	1.86%	-1.92%	3.26%	-6.46%	13.55%	6.99%	12.30%	6.27%	16.03%	10.34%
quant Multi Cap Fund (Inception Date: Apr. 17, 2001)	Sandeep Tandon, Ankit Pande, Varun Pattani, Ayusha Kumbhat, Yug Tibrewal, Sameer Kate, Sanjeev Sharma, Jignesh Shah	-4.61%	-6.19%	1.72%	-2.20%	-0.28%	-6.04%	9.50%	11.26%	10.35%	10.51%	17.57%	14.17%
quant Liquid Fund (Inception Date: Oct. 03, 2005)	Sanjeev Sharma, Haroonvardhan Sirohi	1.43%	1.46%	2.93%	3.04%	6.03%	6.17%	6.70%	6.71%	6.33%	6.32%	7.11%	6.70%
quant Large & Mid Cap Fund (Inception Date: Jan. 08, 2007)	Sandeep Tandon, Ankit Pande, Varun Pattani, Ayusha Kumbhat, Yug Tibrewal, Sameer Kate, Sanjeev Sharma	-3.18%	-6.87%	3.91%	-3.40%	4.95%	-6.47%	14.95%	11.53%	14.97%	10.60%	17.43%	14.62%
quant Infrastructure Fund (Inception Date: Sep. 20, 2007)	Sandeep Tandon, Ankit Pande, Varun Pattani, Ayusha Kumbhat, Yug Tibrewal, Sameer Kate, Sanjeev Sharma, Jignesh Shah	-5.48%	-5.75%	-1.84%	-6.03%	-1.02%	-7.67%	15.59%	13.85%	15.75%	12.86%	16.39%	10.63%
quant Focused Fund (Inception Date: Aug. 28, 2008)	Sandeep Tandon, Ankit Pande, Varun Pattani, Ayusha Kumbhat, Yug Tibrewal, Sameer Kate, Sanjeev Sharma, Jignesh Shah	-3.23%	-6.05%	5.84%	-2.83%	1.83%	-7.34%	13.47%	10.22%	12.68%	8.81%	16.18%	12.79%
quant Flexi Cap Fund (Inception Date: Oct. 17, 2008)	Sandeep Tandon, Ankit Pande, Varun Pattani, Ayusha Kumbhat, Yug Tibrewal, Sameer Kate, Sanjeev Sharma, Jignesh Shah	-5.34%	-6.05%	0.46%	-2.83%	2.98%	-7.34%	14.78%	10.22%	13.48%	8.81%	17.82%	12.79%
quant ESG Integration Strategy Fund (Inception Date: Nov. 05, 2020)	Sandeep Tandon, Ankit Pande, Varun Pattani, Ayusha Kumbhat, Yug Tibrewal, Sameer Kate, Sanjeev Sharma	-3.24%	-5.78%	9.12%	-0.97%	10.83%	-5.79%	16.34%	10.54%	17.09%	7.10%	26.11%	13.41%
quant Quantamental Fund (Inception Date: May. 03, 2021)	Sandeep Tandon, Ankit Pande, Varun Pattani, Ayusha Kumbhat, Yug Tibrewal, Sameer Kate, Sanjeev Sharma	-6.63%	-5.92%	-1.71%	-3.14%	2.09%	-7.85%	14.36%	9.98%	18.11%	8.26%	18.41%	11.49%
quant Value Fund (Inception Date: Nov. 30, 2021)	Sandeep Tandon, Ankit Pande, Varun Pattani, Ayusha Kumbhat, Yug Tibrewal, Sameer Kate, Sanjeev Sharma	-8.30%	-6.05%	-3.73%	-2.83%	3.16%	-7.34%	19.06%	10.22%	N.A.	N.A.	17.42%	9.61%
quant Large Cap Fund (Inception Date: Aug. 11, 2022)	Sandeep Tandon, Ankit Pande, Varun Pattani, Ayusha Kumbhat, Yug Tibrewal, Sameer Kate, Sanjeev Sharma, Jignesh Shah	-4.13%	-5.31%	2.86%	-2.96%	-0.87%	-8.69%	13.55%	9.08%	N.A.	N.A.	12.06%	8.27%
quant Overnight Fund (Inception Date: Dec. 04, 2022)	Sanjeev Sharma, Haroonvardhan Sirohi	1.24%	1.30%	2.50%	2.61%	5.03%	5.25%	6.04%	6.02%	N.A.	N.A.	6.25%	6.18%
quant Gilt Fund (Inception Date: Dec. 21, 2022)	Sanjeev Sharma, Haroonvardhan Sirohi	-1.16%	-2.20%	1.46%	0.51%	2.19%	1.13%	5.62%	6.33%	N.A.	N.A.	5.79%	6.25%
quant Dynamic Asset Allocation Fund (Inception Date: Apr. 12, 2023)	Sandeep Tandon, Ankit Pande, Varun Pattani, Ayusha Kumbhat, Yug Tibrewal, Sameer Kate, Sanjeev Sharma	-4.36%	-3.48%	-1.99%	-1.42%	-5.79%	-4.96%	12.82%	6.66%	N.A.	N.A.	15.14%	7.29%
quant Business Cycle Fund (Inception Date: May. 30, 2023)	Sandeep Tandon, Ankit Pande, Varun Pattani, Ayusha Kumbhat, Yug Tibrewal, Sameer Kate, Sanjeev Sharma, Jignesh Shah	-5.45%	-6.05%	-0.24%	-2.83%	0.11%	-7.34%	10.47%	10.22%	N.A.	N.A.	15.42%	11.11%
quant BFSI Fund (Inception Date: Jun. 20, 2023)	Sandeep Tandon, Ankit Pande, Varun Pattani, Ayusha Kumbhat, Yug Tibrewal, Sameer Kate, Sanjeev Sharma	-10.98%	-5.63%	-2.68%	-2.88%	-0.26%	-8.88%	17.63%	9.77%	N.A.	N.A.	21.31%	8.31%
quant Healthcare Fund (Inception Date: Jul. 17, 2023)	Sandeep Tandon, Ankit Pande, Varun Pattani, Ayusha Kumbhat, Yug Tibrewal, Sameer Kate, Sanjeev Sharma	3.16%	-1.47%	15.35%	10.59%	15.33%	11.50%	21.15%	21.56%	N.A.	N.A.	20.57%	20.39%
quant Manufacturing Fund (Inception Date: Aug. 14, 2023)	Sandeep Tandon, Ankit Pande, Varun Pattani, Ayusha Kumbhat, Yug Tibrewal, Sameer Kate, Sanjeev Sharma, Jignesh Shah	-8.47%	-7.50%	2.05%	-3.61%	2.33%	-1.70%	14.46%	17.16%	N.A.	N.A.	15.64%	15.53%
quant Teck Fund (Inception Date: Sep. 11, 2023)	Sandeep Tandon, Ankit Pande, Varun Pattani, Ayusha Kumbhat, Yug Tibrewal, Sameer Kate, Sanjeev Sharma	-4.80%	4.87%	9.02%	12.16%	-7.82%	-7.62%	5.12%	4.21%	N.A.	N.A.	3.49%	2.12%
quant Momentum Fund (Inception Date: Nov. 20, 2023)	Sandeep Tandon, Ankit Pande, Varun Pattani, Ayusha Kumbhat, Yug Tibrewal, Sameer Kate, Sanjeev Sharma	-6.55%	-6.05%	-1.06%	-2.83%	1.54%	-7.34%	N.A.	N.A.	N.A.	N.A.	14.11%	8.78%
quant Commodities Fund (Inception Date: Dec. 27, 2023)	Sandeep Tandon, Ankit Pande, Varun Pattani, Ayusha Kumbhat, Yug Tibrewal, Sameer Kate, Sanjeev Sharma	-9.17%	-8.43%	-7.17%	-11.83%	-0.47%	-4.47%	N.A.	N.A.	N.A.	N.A.	12.07%	6.86%
quant Consumption Fund (Inception Date: Jan. 24, '24)	Sandeep Tandon, Ankit Pande, Varun Pattani, Ayusha Kumbhat, Yug Tibrewal, Sameer Kate, Sanjeev Sharma	-3.04%	-8.10%	3.24%	-2.24%	-3.05%	-10.58%	N.A.	N.A.	N.A.	N.A.	-0.31%	6.42%
quant PSU Fund (Inception Date: Feb. 20, '24)	Sandeep Tandon, Ankit Pande, Varun Pattani, Ayusha Kumbhat, Yug Tibrewal, Sameer Kate, Sanjeev Sharma	-8.24%	-7.53%	-12.12%	-13.91%	-8.06%	-7.92%	N.A.	N.A.	N.A.	N.A.	-0.48%	0.31%
quant Arbitrage Fund (Inception Date: Apr. 04, 2025)	Sameer Kate,Yug Tibrewal, Sanjeev Sharma	1.68%	1.63%	3.63%	3.58%	7.56%	7.24%	N.A.	N.A.	N.A.	N.A.	11.86%	11.30%
quant Equity Savings Fund (Inception Date: Jul. 24, 2025)	Sandeep Tandon, Ankit Pande, Varun Pattani, Ayusha Kumbhat, Sameer Kate, Sanjeev Sharma	0.84%	-1.14%	5.12%	0.73%	6.16%	0.14%	N.A.	N.A.	N.A.	N.A.	9.13%	2.50%
quant Silver ETF (Inception Date: Aug. 20, 2026)	Sanjeev Sharma, Yug Tibrewal, Sameer Kate	N.A.	N.A.	N.A.	N.A.	N.A.	N.A.	N.A.	N.A.	N.A.	N.A.	-22.86%	-23.40%
quant Nifty 50 Index Fund (Inception Date: Oct. 28, 2026)	Sanjeev Sharma, Yug Tibrewal, Sameer Kate	N.A.	N.A.	N.A.	N.A.	N.A.	N.A.	N.A.	N.A.	N.A.	N.A.	1.37%	1.57%
quant Nifty 100 Index Fund (Inception Date: Oct. 28, 2026)	Sanjeev Sharma, Yug Tibrewal, Sameer Kate	N.A.	N.A.	N.A.	N.A.	N.A.	N.A.	N.A.	N.A.	N.A.	N.A.	1.21%	1.39%
quant Nifty Midcap 150 Index Fund (Inception Date: Oct. 28, 2026)	Sanjeev Sharma, Yug Tibrewal, Sameer Kate	N.A.	N.A.	N.A.	N.A.	N.A.	N.A.	N.A.	N.A.	N.A.	N.A.	-0.44%	-0.05%

Source: Internal, Note: Data as on 30 October 2026 .All returns are for direct plan. The calculation of returns since inception uses 07-01-2013 as the starting date for quant Small Cap Fund, quant ELSS Tax Saver Fund , quant Mid Cap Fund ,quant Multi Asset Allocation Fund ,quant Aggressive Hybrid Fund, quant Multi Cap Fund, quant Liquid Fund ,quant Large & Mid Cap Fund , quant Infrastructure Fund , quant Focused Fund , quant Flexi Cap Fund. For full disclosures on all scheme performances, please refer to our website www.quantmutual.com

quant MF – Debt schemes

multi asset, multi manager

Fund	Fund Manager	3 Month		6 Months		1 Year		3 Years		5 Years		Since Inception	
		Fund	BM	Fund	BM	Fund	BM	Fund	BM	Fund	BM	Fund	BM
quant Liquid Fund (Inception Date: Oct. 03, 2005)	Sanjeev Sharma, Haroonvar-dhan Sirohi	1.43%	1.46%	2.93%	3.04%	6.03%	6.17%	6.70%	6.71%	6.33%	6.32%	7.11%	6.70%
quant Overnight Fund (Inception Date: Dec. 04, 2022)	Sanjeev Sharma, Haroonvar-dhan Sirohi	1.24%	1.30%	2.50%	2.61%	5.03%	5.25%	6.04%	6.02%	N.A.	N.A.	6.25%	6.18%
quant Gilt Fund (Inception Date: Dec. 21, 2022)	Sanjeev Sharma, Haroonvar-dhan Sirohi	-1.16%	-2.20%	1.46%	0.51%	2.19%	1.13%	5.62%	6.33%	N.A.	N.A.	5.79%	6.25%

Source: Internal, Note :Data as on 30 Oct 2026. The above performance data uses absolute returns for period less than 1 year and annualized returns for period more than 1 year for Direct (G) plans. However, different plans have different expense structure. Past performance may not be indicative of future performance. For full disclosures on all scheme performances, please refer to our website www.quantmutual.com

CELEBRATING 30 YEARS of Trust 1996-2026

Scheme Details

Category of Scheme	Other Schemes-Index Funds
NFO Period	New Fund Offer Opens on: **November 25, 2026** New Fund Offer Closes on: **December 07, 2026**
Investment Objective	The investment objective of the Scheme is to provide returns that, before expenses, closely correspond to the total returns of the securities represented by the Nifty Next 50 Index, subject to tracking error. There can be no assurance that the investment objective of the Scheme will be achieved.
Benchmark Index	Nifty Next 50 Total Return Index (TRI)
Investment Type	An open-ended scheme replicating/tracking Nifty Next 50 Total Return Index
Plans Available	**quant Nifty Next 50 Index Fund** – Growth Option – Direct & Regular **quant Nifty Next 50 Index Fund**– Income Distribution cum Capital Withdrawal Option (Payout & Re-investment facility) – Direct & Regular
Entry Load	Nil
Exit Load	Nil
Fund Managers	Mr. Sameer Kate | Mr. Sanjeev Sharma | Mr. Yug Tibrewal
Minimum Application	Purchase: Rs.5,000/- plus in multiple of Re.1 thereafter
Minimum Additional Purchase Amount	Additional Purchase: Rs. 1,000/- and in multiples of Rs. 1/- thereafter Repurchase: Rs. 1,000/-
Systematic Investment Plan (SIP)	Rs. 1000/- and multiple of Re. 1/-
Switches	Switch-in requests from equity schemes and other schemes will be accepted up to December 7, 2026 till the cut-off time applicable for switches.
Bank Details	Account Name: **QUANT NIFTY NEXT 50 INDEX FUND COLLECTION AC** Account Number: 57500002094256 IFSC Code: HDFC0000060 , Branch: Fort, Mumbai -400001
RTGS and Transfer	Till the end of business hours on: **December 07, 2026**
MICR	Till the end of business hours on: **December 07, 2026**

quant NIFTY NEXT 50 index FUND

Investment objective	Scheme Risk-o-meter	Benchmark Risk-o-meter
• The investment objective of the Scheme is to provide returns that, before expenses, closely correspond to the total returns of the securities represented by the Nifty Next 50 Index, subject to tracking error. • There can be no assurance that the investment objective of the Scheme will be achieved.	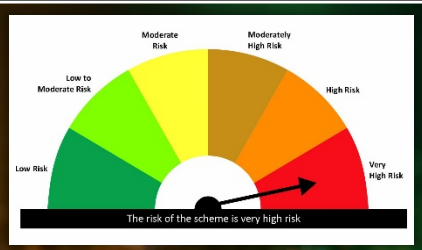	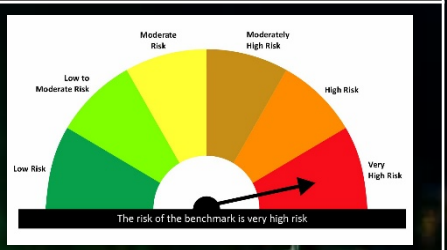
*Investors should consult their financial advisers if in doubt about whether the product is suitable for them. The product labelling assigned during the NFO as above is based on internal assessment of the scheme characteristics or model portfolio and the same may vary post NFO when the actual investments are made.		AMFI Tier I Benchmark - Nifty Next 50 Total Return Index (TRI)

LINKS

Scheme Information Document Click here	KIM and Application Form Click here	quant Mutual Fund Website Click here

ALSO AVAILABLE ON

BSE STAR MF SMART INVESTING

NSE Mutual Fund Platform (NMFII)

MFU

mf central

Disclaimer

NSE Disclaimer:

*The **quant Nifty Next 50 Index Fund** offered by **quant Money Managers Limited** or its affiliates is not sponsored, endorsed, sold or promoted by* NSE INDICES LTD *and its affiliates. NSE INDICES LTD and its affiliates do not make any representation or warranty, express or implied (including warranties of merchantability or fitness for particular purpose or use) to the owners of quant Nifty Next 50 Index Fund or any member of the public regarding the advisability of investing in securities generally or in the quant Nifty Next 50 Index Fund linked to Nifty Next 50 Index or particularly in the ability of the Nifty Next 50 Index to track general stock market performance in India. Please read the full Disclaimers in relation to the Nifty Next 50 Index in the Scheme Information Document.*

Disclaimer:

All figures and data given in the document are dated unless stated otherwise. In the preparation of the material contained in this document, the AMC has used information that is publicly available, including information developed in-house. Some of the material used in the document may have been obtained from members/persons other than the AMC and/or its affiliates and which may have been made available to the AMC and/or to its affiliates. Information gathered and material used in this document is believed to be from reliable sources. The AMC however does not warrant the accuracy, reasonableness and / or completeness of any information. We have included statements / opinions / recommendations in this document, which contain words, or phrases such as “will”, “expect”, “should”, “believe” and similar expressions or variations of such expressions, that are “forward looking statements”. Actual results may differ materially from those suggested by the forward looking statements due to risk or uncertainties associated with our expectations with respect to, but not limited to, exposure to market risks, general economic and political conditions in India and other countries globally, which have an impact on our services and / or investments, the monetary and interest policies of India, inflation, deflation, unanticipated turbulence in interest rates, foreign exchange rates, equity prices or other rates or prices etc. The AMC (including its affiliates), the Mutual Fund, the trust and any of its officers, directors, personnel and employees, shall not liable for any loss, damage of any nature, including but not limited to direct, indirect, punitive, special, exemplary, consequential, as also any loss of profit in any way arising from the use of this material in any manner. The recipient alone shall be fully responsible/are liable for any decision taken on this material. Investors are advised to consult their own legal, tax and financial advisors to determine possible tax, legal and other financial implication or consequence of subscribing to the units of quant Mutual Fund. quant Money Managers Ltd. has no duty or obligation to update the information contained herein. Past performance may or may not be sustained in the future. This presentation, including the information contained herein, may not be copied, reproduced, republished, or posted in whole or in part, in any form without the prior written consent of quant Money Managers Ltd.

Mutual Fund investments are subject to market risks, read all scheme related documents carefully.



quant mf schemes: Risk-o-meters

quant®
multi asset, multi manager

quant Small Cap Fund

A Small Cap Fund - An open ended equity scheme investing in Small Cap portfolio of Equity Shares

This product is suitable for investors who are seeking*:	Scheme Riskometer	Benchmark Riskometer
• To generate Capital appreciation. • To invest predominantly in Small cap portfolio of Equity Shares with growth potential.		

*Investors should consult their financial advisers if in doubt about whether the product is suitable for them.

quant ELSS Tax Saver Fund

An ELSS Fund - An open ended equity linked saving scheme with a statutory lock in of 3 years and tax benefit

This product is suitable for investors who are seeking*:	Scheme Riskometer	Benchmark Riskometer
• To generate Capital appreciation. • To invest in equity and equity related instruments.		

*Investors should consult their financial advisers if in doubt about whether the product is suitable for them.

quant Mid Cap Fund

A Mid Cap Fund - An open ended equity scheme investing in Mid Cap Companies

This product is suitable for investors who are seeking*:	Scheme Riskometer	Benchmark Riskometer
• To generate Capital appreciation. • To invest in a portfolio of Mid Cap Companies.		

*Investors should consult their financial advisers if in doubt about whether the product is suitable for them.

quant Multi Asset Allocation Fund (Formerly known as quant Multi Asset Fund)

A Multi Asset Allocation Fund - An open ended scheme investing in equity, debt and commodity

This product is suitable for investors who are seeking*:	Scheme Riskometer	Benchmark Riskometer
• To generate Capital appreciation. • To invest in equity, debt and commodity.		

*Investors should consult their financial advisers if in doubt about whether the product is suitable for them.

quant Commodities Fund

A Thematic/Sectoral Fund - An open ended equity scheme investing in commodity and commodity related sectors

This product is suitable for investors who are seeking*:	Scheme Riskometer	Benchmark Riskometer
• To generate long term capital appreciation • An equity scheme that predominantly invests in companies engaged in commodity and commodity related sectors.		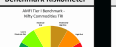

*Investors should consult their financial advisers if in doubt about whether the product is suitable for them.

quant Consumption Fund

A Thematic/Sectoral Fund - An open ended equity scheme following consumption theme

This product is suitable for investors who are seeking*:	Scheme Riskometer	Benchmark Riskometer
• To generate long term capital appreciation • An equity scheme that predominantly invests in equity and equity related securities of companies benefiting directly or indirectly from consumption led demand in India.		

*Investors should consult their financial advisers if in doubt about whether the product is suitable for them.

quant Aggressive Hybrid Fund (Formerly known as quant Absolute Fund)

An Aggressive Hybrid Fund - An open ended hybrid scheme investing predominantly in equity and equity related instruments

This product is suitable for investors who are seeking*:	Scheme Riskometer	Benchmark Riskometer
• To generate Capital appreciation. • To invest predominantly in equity and equity related instruments.		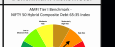

*Investors should consult their financial advisers if in doubt about whether the product is suitable for them.

quant Liquid Fund

A Liquid Fund - An open ended Liquid Scheme- Relatively Low interest rate risk and moderate Credit Risk

This product is suitable for investors who are seeking*:	Scheme Riskometer	Benchmark Riskometer
• To generate income through a portfolio comprising money market and debt instruments		

*Investors should consult their financial advisers if in doubt about whether the product is suitable for them.

quant Multi Cap Fund (Formerly known as quant Active Fund)

A Multi Cap Fund - An open ended equity scheme investing across Large Cap, Mid Cap and Small Cap Companies

This product is suitable for investors who are seeking*:	Scheme Riskometer	Benchmark Riskometer
• To generate Capital appreciation. • To invest in a portfolio of Large Cap, Mid Cap and Small Cap Companies.		

*Investors should consult their financial advisers if in doubt about whether the product is suitable for them.

quant Large and Mid Cap Fund

A Large & Mid Cap Fund - An open ended equity scheme investing across Large & Mid Cap Companies

This product is suitable for investors who are seeking*:	Scheme Riskometer	Benchmark Riskometer
• To generate Capital appreciation • To invest in a portfolio of Large & Mid Cap Companies		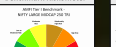

*Investors should consult their financial advisers if in doubt about whether the product is suitable for them.

quant Equity Savings Fund

An open ended scheme investing in equity, arbitrage and debt

This product is suitable for investors who are seeking*:	Scheme Riskometer	Benchmark Riskometer
• To generate income by investing in arbitrage opportunities in the cash and derivatives segment of the equity market, fixed income securities and capital appreciation through an exposure to equity and equity related instruments. • Regular income & Capital appreciation		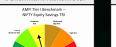

*Investors should consult their financial advisers if in doubt about whether the product is suitable for them.

quant Silver ETF

An open ended scheme replicating/tracking domestic price of silver

Investment Objective*	Scheme Riskometer	Benchmark Riskometer
• The investment objective of the Scheme is to generate returns that are in line with the performance of physical silver in domestic prices, subject to tracking error • There is no assurance that the investment objective of the Scheme		

*Investors should consult their financial advisers if in doubt about whether the product is suitable for them.

quant Infrastructure Fund

A Thematic/Sectoral Fund - An open ended equity scheme investing in the companies of Infrastructure sector

This product is suitable for investors who are seeking*:	Scheme Riskometer	Benchmark Riskometer
• To generate Capital appreciation • To invest in a portfolio of companies operating in Infrastructure sector		

*Investors should consult their financial advisers if in doubt about whether the product is suitable for them.

quant Focused Fund

A Focused Fund - An open ended equity scheme investing in maximum 30 large cap stocks

This product is suitable for investors who are seeking*:	Scheme Riskometer	Benchmark Riskometer
• To generate Capital appreciation • To invest predominantly in maximum 30 large cap stocks.		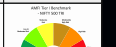

*Investors should consult their financial advisers if in doubt about whether the product is suitable for them.

quant Flexi Cap Fund

A Flexi Cap Fund - An open-ended dynamic equity investing across large cap, mid cap, small cap stocks

This product is suitable for investors who are seeking*:	Scheme Riskometer	Benchmark Riskometer
• To generate Capital appreciation. • To invest in a portfolio of Large Cap, Mid Cap and Small Cap Companies.		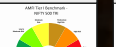

*Investors should consult their financial advisers if in doubt about whether the product is suitable for them.

quant ESG Integration Strategy Fund (Formerly known as quant ESG Equity Fund)

A Thematic/Sectoral Fund - An Open ended equity scheme investing in companies demonstrating sustainable practices across Environment, Social and Governance (ESG) theme

This product is suitable for investors who are seeking*:	Scheme Riskometer	Benchmark Riskometer
• Capital appreciation over long term • Investments in companies demonstrating sustainable practices across Environment, Social and Governance (ESG) parameters.		

*Investors should consult their financial advisers if in doubt about whether the product is suitable for them.

quant Nifty Midcap 150 Index Fund

An open-ended scheme replicating/tracking Nifty Midcap 150 Total Return Index

This product is suitable for investors who are seeking*:	Scheme Riskometer	Benchmark Riskometer
• The investment objective of the Scheme is to provide returns that, before expenses, closely correspond to the total returns of the securities represented by the Nifty Midcap 150 Index, subject to tracking error. • There can be no assurance that the investment objective of the Scheme will be achieved.		

*Investors should consult their financial advisers if in doubt about whether the product is suitable for them.

quant Income Plus Arbitrage Active FoF

An open-ended Fund of Fund scheme investing in Arbitrage and actively managed Debt Mutual Fund Schemes

This product is suitable for investors who are seeking*:	Scheme Riskometer	Benchmark Riskometer
• Capital appreciation over long term. • Investment in Units of Arbitrage and actively managed Debt schemes		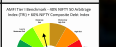

*Investors should consult their financial advisers if in doubt about whether the product is suitable for them.

quant Quantamental Fund

A Thematic/Sectoral Fund - An Open ended equity scheme investing based on a quant model theme

This product is suitable for investors who are seeking*:	Scheme Riskometer	Benchmark Riskometer
• To generate Capital appreciation. • To invest in equity and equity related instruments.		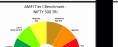

*Investors should consult their financial advisers if in doubt about whether the product is suitable for them.

quant Value Fund

A Value Fund - An open ended equity scheme investing in a well-diversified portfolio of value stocks

This product is suitable for investors who are seeking*:	Scheme Riskometer	Benchmark Riskometer
• Capital appreciation over long term • Investments in a well-diversified portfolio of value stocks		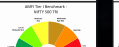

*Investors should consult their financial advisers if in doubt about whether the product is suitable for them.

quant Large Cap Fund

A Large Cap Fund - An open ended equity scheme predominantly investing in large cap stocks

This product is suitable for investors who are seeking*:	Scheme Riskometer	Benchmark Riskometer
• Capital appreciation over long term • Investment in equity and equity related instruments as well as debt and money market instruments while managing risk through active asset allocation		

*Investors should consult their financial advisers if in doubt about whether the product is suitable for them.

quant Overnight Fund

An Overnight Fund - An open ended Debt Scheme investing in Overnight securities - Relatively Low interest rate risk and Relatively Low Credit Risk

This product is suitable for investors who are seeking*:	Scheme Riskometer	Benchmark Riskometer
• To generate income through a portfolio comprising money market and debt instruments		

*Investors should consult their financial advisers if in doubt about whether the product is suitable for them.

quant PSU Fund

A Thematic/Sectoral Fund - An open ended equity scheme investing in PSU/PSU subsidiaries sector

This product is suitable for investors who are seeking*:	Scheme Riskometer	Benchmark Riskometer
• To generate long term capital appreciation • Investments in diversified basket of equity stocks of domestic Public Sector Undertakings and their subsidiaries.		

*Investors should consult their financial advisers if in doubt about whether the product is suitable for them.

quant Arbitrage Fund

An open ended scheme investing in arbitrage opportunities

This product is suitable for investors who are seeking*:	Scheme Riskometer	Benchmark Riskometer
• Income over short to medium term • Investment in arbitrage opportunities in the cash & derivatives segment of the equity market		

*Investors should consult their financial advisers if in doubt about whether the product is suitable for them.

quant Gilt Fund

A Gilt Fund - An open ended debt scheme investing in government securities across maturity - Relatively High interest rate risk and Relatively Low Credit Risk

This product is suitable for investors who are seeking*:	Scheme Riskometer	Benchmark Riskometer
• To generate income through investing in government securities across maturity		

*Investors should consult their financial advisers if in doubt about whether the product is suitable for them.

quant Dynamic Asset Allocation Fund

A Dynamic Asset Allocation Fund - An Open Ended Dynamic Asset Allocation Fund

This product is suitable for investors who are seeking*:	Scheme Riskometer	Benchmark Riskometer
• Capital appreciation over long term • Investment in equity and equity related instruments as well as debt and money market instruments while managing risk through active asset allocation		

*Investors should consult their financial advisers if in doubt about whether the product is suitable for them.

quant Business Cycle Fund

A Thematic/Sectoral Fund - An Open Ended equity scheme following business cycles based investing theme

This product is suitable for investors who are seeking*:	Scheme Riskometer	Benchmark Riskometer
• Capital appreciation over long term • An equity scheme that invests predominantly in Indian markets with focus on riding business cycles through dynamic allocation between various sectors and stocks at different stages of business cycles.		

*Investors should consult their financial advisers if in doubt about whether the product is suitable for them.

quant BFSI Fund

A Thematic/Sectoral Fund - An open ended equity scheme investing in banking and financial services related sectors

This product is suitable for investors who are seeking*:	Scheme Riskometer	Benchmark Riskometer
• Capital appreciation over long term • To generate consistent returns by investing in equity and equity related instruments of banking and financial services		

*Investors should consult their financial advisers if in doubt about whether the product is suitable for them.

quant Nifty 50 Index Fund

An open-ended scheme replicating/tracking Nifty 50 Total Return Index

This product is suitable for investors who are seeking*:	Scheme Riskometer	Benchmark Riskometer
• The investment objective of the Scheme is to provide returns that, before expenses, closely correspond to the total returns of the securities represented by the Nifty 50 Index, subject to tracking error. • There can be no assurance that the investment objective of the Scheme will be achieved.		

*Investors should consult their financial advisers if in doubt about whether the product is suitable for them.

quant Nifty 100 Index Fund

An open-ended scheme replicating/tracking Nifty 100 Total Return Index

This product is suitable for investors who are seeking*:	Scheme Riskometer	Benchmark Riskometer
• The investment objective of the Scheme is to provide returns that, before expenses, closely correspond to the total returns of the securities represented by the Nifty 100 Index, subject to tracking error. • There can be no assurance that the investment objective of the Scheme will be achieved.		

*Investors should consult their financial advisers if in doubt about whether the product is suitable for them.

quant Healthcare Fund

A Thematic/Sectoral Fund - An open ended equity scheme investing in Healthcare sector

This product is suitable for investors who are seeking*:	Scheme Riskometer	Benchmark Riskometer
• Capital appreciation over long term • Equity Investments in stocks of companies in the healthcare sector		

*Investors should consult their financial advisers if in doubt about whether the product is suitable for them.

quant Manufacturing Fund

A Thematic/Sectoral Fund - An open ended equity scheme following manufacturing theme

This product is suitable for investors who are seeking*:	Scheme Riskometer	Benchmark Riskometer
• Capital appreciation over long term • To generate consistent returns by investing in equity and equity related instruments of manufacturing-centric companies		

*Investors should consult their financial advisers if in doubt about whether the product is suitable for them.

quant Teck Fund

A Thematic/Sectoral Fund - An open ended equity scheme investing in technology-centric companies

This product is suitable for investors who are seeking*:	Scheme Riskometer	Benchmark Riskometer
• Capital appreciation over long term • To generate consistent returns by investing in equity and equity related instruments of technology-centric companies		

*Investors should consult their financial advisers if in doubt about whether the product is suitable for them.

quant Momentum Fund

A Thematic/Sectoral Fund - An open ended equity scheme following momentum theme

This product is suitable for investors who are seeking*:	Scheme Riskometer	Benchmark Riskometer
• To generate Capital appreciation • To invest predominantly in stocks exhibiting momentum characteristics.		

*Investors should consult their financial advisers if in doubt about whether the product is suitable for them.

quant Silver ETF FOF

An open-ended fund of fund scheme investing in units of quant Silver Exchange Traded Fund

This product is suitable for investors who are seeking*:	Scheme Riskometer	Benchmark Riskometer
• The investment objective of the scheme is to provide long-term capital appreciation from a portfolio investing in units of quant Silver Exchange Traded Fund (ETF). • However, there can be no assurance or guarantee that Benchmark Risk-o-meter the investment objective of the Scheme would be achieved.		

*Investors should consult their financial advisers if in doubt about whether the product is suitable for them.

CELEBRATING 30 YEARS of Trust 1996-2026

Data as on 30 October 2026.

MUTUAL FUND INVESTMENTS ARE SUBJECT TO MARKET RISKS, READ ALL SCHEME RELATED DOCUMENTS CAREFULLY

Invest in quant MF Funds:
https://invest.quantmutualfund.com

Index Investing

A New Sphere of Opportunity



Thank You

CELEBRATING 30 YEARS of Trust 1996-2026

quant Money Managers Limited
Corporate Office: 6th Floor, Sea Breeze Building, Appasaheb Marathe Marg, Prabhadevi, Mumbai - 400 025 | Tel: +91 22 6295 5000
WhatsApp: +91 9920 21 22 23 | E-mail: help.investor@quant.in | help.distributor@quant.in | www.quantmutual.com