

**Fostering economic growth,  
and maintaining stability**



#### PLANS AND OPTIONS:

**Regular / Direct:** Growth and IDCW  
(Payout and Re-investment)

#### LUMP SUM

Rs. 5,000/-

#### SUBSEQUENT INVESTMENT

Rs. 1,000/-

#### SYSTEMATIC INVESTMENT PLAN (SIP)

**Weekly:** Rs. 1,000/- (Wednesday)

**Fortnightly:** Rs. 1,000/- (alternate Wednesday)

**Monthly:** Rs. 1,000/-

**Quarterly:** Rs. 3,000/-

and in multiples of Re. 1/- thereafter

#### LOAD STRUCTURE:

**Entry:** Nil | **Exit:** 1% for 15 days

#### BENCHMARK INDEX:

S&P BSE PSU Index TRI

#### FUND MANAGERS:

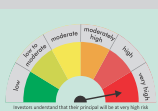
Sandeep Tandon | Ankit Pande

Sanjeev Sharma | Vasav Sahgal

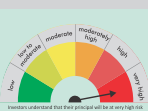
This Product is suitable for investors who are seeking\*

- To generate long term capital appreciation
- Investments in diversified basket of equity stocks of domestic Public Sector Undertakings and their subsidiaries

Scheme Riskmeter



Benchmark Riskmeter



\*Investors should consult their financial advisers if in doubt about whether the product is suitable for them

**Disclaimer:** This brochure is for general reading purpose only and is not meant to serve as a professional guide. This document has been prepared on the basis of publicly available information, internally developed data and other sources believed to be reliable. The Sponsor, the Investment Manager, the Trustee or any of their respective directors, employees, affiliates or representatives ("entities & their affiliates") do not assume any responsibility for, or warrant the authenticity, accuracy, completeness, adequacy and reliability of such information. Whilst no action has been solicited based upon the information provided herein; due care has been taken to ensure that the facts are accurate and opinions given are fair and reasonable. This information is not intended to be an offer or solicitation for the purchase or sale of any financial product or instrument. Recipients of this information are advised to rely on their own analysis, interpretations & investigations. Readers are also advised to seek independent professional advice order to arrive at an informed investment decision. Entities & their affiliates shall not be liable for any direct, indirect, special, incidental, consequential, punitive or exemplary damages, including loss of profits, arising in any way from the information contained in this material. Entities & their affiliates including persons involved in the preparation or issuance of this material may from time to time have long or short positions in and buy or sell the securities there of, of company (ies)/ specific economic sectors mentioned herein. quant Money Managers Ltd. has no duty or obligation to update the information contained herein. Past performance may or may not be sustained in the future. This brochure, including the information contained herein, may not be copied, reproduced, republished, or posted in whole or in part, in any form without the prior written consent of quant Money Managers Ltd.

**Mutual funds are subject to market risk, please read all scheme related documents carefully.**

## Investment Approach



Invests majorly in stocks of Central & State PSUs from **various sectors to exploit a range of investment opportunities**



To benefit from Indian PSUs by **unlocking opportunities from increased capex and reforms** in critical economy building sectors



**Concentrate mostly on 6-8 focused opportunities** mostly, that are expected to be on the cusp of a growth cycle



**Business cycle approach** for a multi-dimensional framework of sector allocations across business cycles

## Reasons to Buy



Government backing in PSUs offers a **relative sense of stability and reliability** making them an attractive option during market uncertainty



Consistent **dividend distribution history of PSUs** potentially enhances the overall returns on investment



Gradual and **sustainable long-term growth potential** is beneficial for investors who prioritize a steady appreciation of their investments



**Diversifying beyond private companies** helps mitigate risks from sector-specific downturns providing a more resilient portfolio

## VLRT Framework | Adaptive Money Management

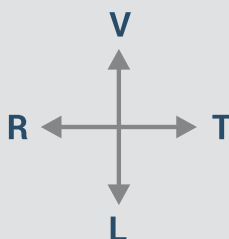
*Being Relevant with 'predictive analytics'*

### VALUATION ANALYTICS

Knowing the difference between price and value.

### RISK APPETITE ANALYTICS

Perceiving what drives market participants to certain actions and reactions.



### TIMING

Being in sync with the waves of value and behaviour

### LIQUIDITY ANALYTICS

Understanding the flow of money across asset classes.

The **core engine that drives us and sets us apart is a robust and differentiated investment framework that enables us to see beyond the horizon and stay relevant.** Our unique analytical framework for enabling 'predictive analytics' encompasses all available asset classes and sectors, formulating a multi-dimensional research perspective.

#### Why multi-dimensional?

The markets are a complex, dynamic system. There is no one formula or strategy or perspective that can consistently outperform **A diverse set of variables and participants are continuously interacting with each other in myriad ways.**

In the face of this uncertainty and complexity, instead of limiting ourselves to any one school of thought **we have found consistent success by studying markets along four dimensions: Valuation, Liquidity, Risk Appetite, and Time [VLRT].**

## Top 10 Holdings

Stocks	% of Net Assets
Life Insurance Corporation Of India	9.89
Reliance Industries Limited	9.71
Indian Oil Corp Ltd	8.96
NTPC Limited	8.92
Container Corporation of India Ltd	8.22
Oil India Limited	5.49
Indian Railway Catering & Tourism Corp	4.34
Housing & Urban Development Company Ltd	3.93
State Bank of India	3.77
Hindustan Petroleum Corporation Ltd	3.73
<b>Total of Top 10 Holdings</b>	<b>66.97</b>

## Top 10 Sectors

Sectors	% Weightage
Petroleum Products	22.41
Insurance	9.89
Power	8.92
Transport Services	8.22
Oil	7.35
Leisure Services	4.34
Finance	3.93
Banks	3.77
Industrial Manufacturing	2.50
Commercial Services & Supplies	2.20

(Data as on December 31, 2024)