


*Fostering economic growth,
and maintaining stability*



An open ended equity scheme investing
in PSU/PSU subsidiaries sector



“

“There is no higher religion than human service. To work for the common good is the greatest creed”

”

– Woodrow Wilson, Former US President



quant[®]
PSU FUND

Public sectors play a crucial role in nation-building by contributing to various aspects of economic and social development. They typically engage in 5 core activities



Infrastructure Development: Public sectors invest in essential infrastructure like roads, bridges, airports, and utilities, laying the foundation for economic growth.

Research and Innovation: Government funding supports research and development, fostering innovation and technological advancements for long-term prosperity which creates national wealth over a period of time.

Strategic Industries: Public sectors often control strategic industries directly or through joint venture route like defence, energy, and telecommunications, safeguarding national interests and security.

Employment Generation: Government-owned enterprises create job opportunities, reducing unemployment and improving the standard of living.

Social Equity & Redistribution of Wealth: Public sectors provide essential services such as healthcare, education and social welfare programs, ensuring the well-being of citizens. Through taxation and social programs, public sectors aim to reduce income inequality and promote a more equitable distribution of resources.

- The core innovation behind the VLRT Framework is the synthesis of various dimensions to identify inflexion points, long before the larger trend plays out and therefore at quant, we are inflexion point and cycles strategists, instead of momentum chasers. The difference in looking for inflexion points is that it allows us to position ourselves at the most opportune phases of the cyclical flow of markets
- Through our Predictive Analytics platform, our Cycles Analytics framework works to identify cycles of various lengths and amplitudes, across asset classes and the inter-linkages and overlaps of these multifarious cycles synthesized into the business cycle. Few months ago, as we launched the 'quant Business Cycle Fund,' the objective was to provide investors with a high risk appetite, a safe avenue through mutual funds to capitalise specifically on cycles
- We are today at an important juncture, as the VLRT multi-dimensional Framework clearly points out that a medium term bottoming of Risk Appetite is very near providing the impetus for a new business cycle and Liquidity Analytics are supportive for past many months. The last time the multi-dimensional variables of the VLRT framework were coming together to indicate such a turning point was in March-April 2020, post which there were strong resulting trends to the downside and upside, respectively
- The advantage of taking a position in inflexion points is that the risk-reward ratio is the most favorable, which makes a significant difference to risk-adjusted performance. At the confluence of various cycles, the mathematics of market patterns starts working in favor of dynamic money managers such as us
- As per the VLRT Framework, specifically the peaking of Volatility Expansion Phase 2018-23, and now as 2023 has passed, this phase will be remembered as the culmination of several cycles including the war, and financial crisis cycles and 2024 will be less volatile compared to past five years
- To ride this wave, and navigate through the resulting business cycle, we have launched series of thematic funds, which are strongly correlated with cyclical upturns; **quant PSU Fund is one of the best decadal opportunities to capitalise on the India growth story. Our Predictive Analytics is endorsing a structural uptrend for PSU theme and despite the recent rally, PSU stocks are yet to reach the admired territory – our Perception Analytics is also endorsing the same**



- The majority of the total shareholding in PSUs (>50%) is **controlled by either the State or Central Government**
- Central and State PSUs have played an essential part in **India's early economic and social growth & modernization**
- Before the advent of private sector, the public sector played a **significant role in capital formation and developing infrastructure that has also helped to leverage private investment**
- Public sector Investment largely **contributed to industrial capacity; particularly heavy industry, logistics and transport infrastructure, and all manner of public utilities for the common good**



- Data released by the Controller and Auditor General for **23 States** shows that their capital expenditure has jumped by over **74% in Q1 of FY24**, compared to the corresponding period of the previous year
- Out of ₹1.3 lakh crores interest-free loans for States for FY24, **a sum of ₹600 billion has been sanctioned so far**. Of this, ₹300 billion has been disbursed
- 54 large CPSEs and 5 departmental arms have collectively **met 35% of their annual capex target of ₹7.3 lakh crore in Q1 of FY24**
- Key sectors like **Petroleum (Refinery & Marketing), Coal, Crude Oil, Steel and Electricity (Power Generation, Transmission and Distribution)** have contributed immensely to the country's GDP growth



AZADI KA AMRIT KAAL: TOWARDS A NEW INDIA

The Golden Era Begins

Government vision for 'Amrit Kaal' includes technology & knowledge-based economy with robust public finances and a strong financial sector

The agenda focuses on facilitating opportunities for citizens, impetus to growth and job creation, and strengthening macro-economic stability

Indian PSUs will play a critical role in creating a future-ready economy by transforming it through modernizing systems, processes, and approaches

Decadal Investment Opportunity



Good pick-up in the economy and **government's business-oriented policies** may improve growth prospects for PSUs



State owned companies may improve their efficiency through **privatization and unlock significant value**



India's economic growth depends on **contribution from PSUs where private investments are absent**



Government's efforts for **consolidation in PSU space** may ensure sustainability, competitiveness and better growth



Government spending contributes to GDP growth and **PSUs could benefit when government accelerates economic growth**





Developing a fiscal framework adapted to the objectives

Increasing coordination among Centre and States to invest at relevant scale

Reinforcing expertise of public officials and institutions involved in public investment

Mobilising private players to diversify funding and to strengthen capacities

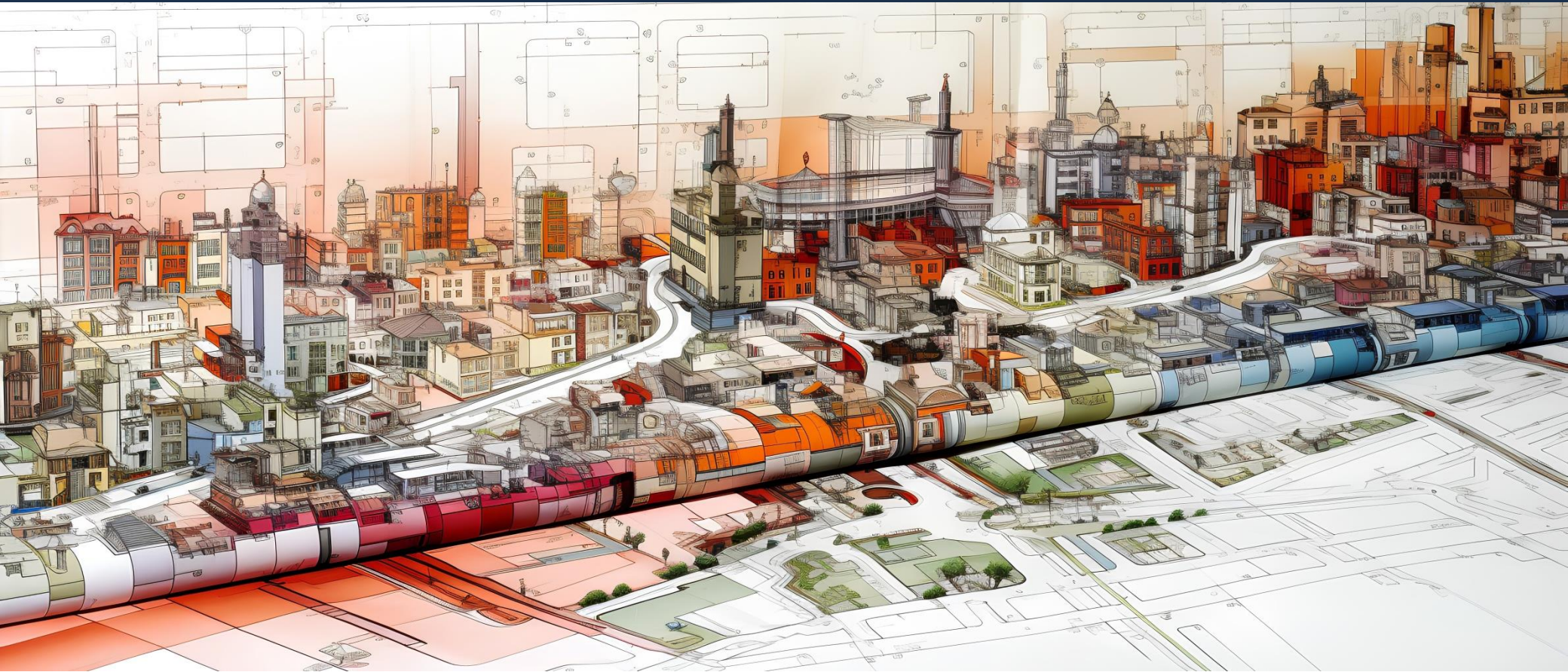
Implementing sound financial management at all levels of government

Promoting transparency and strategic use of public procurement at all levels of government

Striving for quality and consistency in regulatory systems across levels of government

Integrated investing strategy tailored to different projects

Focusing on results and promoting learning from experience



Transmission: MoP has planned transmission line network worth INR 2.45tn before renewable energy of total capacity of 500 GW capacity gets commissioned, which can translate into a capex opportunity of over INR 200bn per year.

Railways: INR 17tn worth of investments are needed to ramp up high speed rail network and increase capacity of coaches and locomotives, resulting into a capex opportunity of more than INR 1.5tn per annum

Defence: Indigenisation push by MoD is generating a potential worth more than INR 5tn over the next five years, resulting into an annual capex opportunity of INR 1.0tn

Water: INR 2.4tn has to be expended over the next two years in the Jal Jeevan Mission, which will result in an annual capex of over INR 1.0tn

PLI led capex: Across various sectors, the PLI initiative of GoI can result in a capex of nearly INR 5tn over the next five years, amounting to an incremental capex opportunity of INR 1.0tn per year

Public Private Partnership
Powered by
Aatmanirbhar Bharat and **Make in India**

Increased efficiency and output

More capital and technology

Revival of disinvestment policy

Increased focus on key sectors

Enhanced manufacturing and exports

Domestic and foreign investment

More funding in defence and space

100% FDI in key sectors (automatic route)



The scheme will primarily invest in PSUs which benefit from increased capex and reforms and are poised to become stronger and more dynamic players across various sectors in the coming decades. It also seeks to invest and leverage the potential value of PSU stocks unlocked through disinvestment or divestment, and benefit from their significant contribution towards the aspiration of making India the world's third-largest economy



Fund Positioning

- To benefit from **Indian PSUs by unlocking opportunities coming from increased capex and reforms in critical economy building sectors**
- Decadal opportunity across the cap curve for superior risk-adjusted returns, being **suitable for investors with a long term horizon**

Fund Strategy

- The scheme will tilt exposure to select emerging themes with PSU dominance and **concentrate mostly on 6-8 focused opportunities** most of the time, that are expected to be on the cusp of a growth cycle, as evaluated through macro economic analytics
- The scheme can **invest 80-100% in equity and related instruments of both Central & State PSUs from various sectors; remaining 0-20% can be invested in other sectors, exploiting a range of investment opportunities within the concept of a focused portfolio**
- The **business cycle approach** is to identify sectors through our **Predictive Analytics model**, which provides a multi-dimensional framework of sector allocations across business cycles
- Through **Money Flow Analytics**, quant money managers will **invest in sectors and companies that are expected to benefit from the given phase of the economy**
- Our time trusted **risk-mitigation VLRT Framework and Predictive Analytics indicators will be used to dynamically manage the known risks and opportunities** across the portfolio



Stability & Reliability

Investing in PSUs offer a relative sense of stability and reliability. Owing to their government ownership and support, the backing of the government provides a certain level of assurance, making them an attractive option, especially during times of market uncertainty



Dividend Income

PSU stocks are attractive due to their consistent dividend distribution history. Many PSUs have a tradition of sharing a portion of their profits with investors. That, in turn, provides a regular income stream and potentially enhances the overall returns on investment.



Long Term Growth Potential

PSU stocks often provide gradual and sustainable long-term growth. This can be especially beneficial for investors who prioritize a steady appreciation of their investments over time



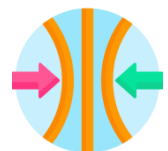
Economic Growth Catalyst

Investing in PSU stocks contributes directly to sectors that are critical for a country's economic development. These sectors can encompass a wide range of industries such as energy, telecommunications, infrastructure, etc all of which play pivotal roles in driving economic progress



Diversification Benefit

Diversification is a cornerstone of a well-balanced investment portfolio. By adding PSU stocks to your investment mix, you are diversifying your portfolio beyond privately-owned companies. This diversification can help mitigate risks associated with sector-specific downturns, providing a more resilient portfolio overall



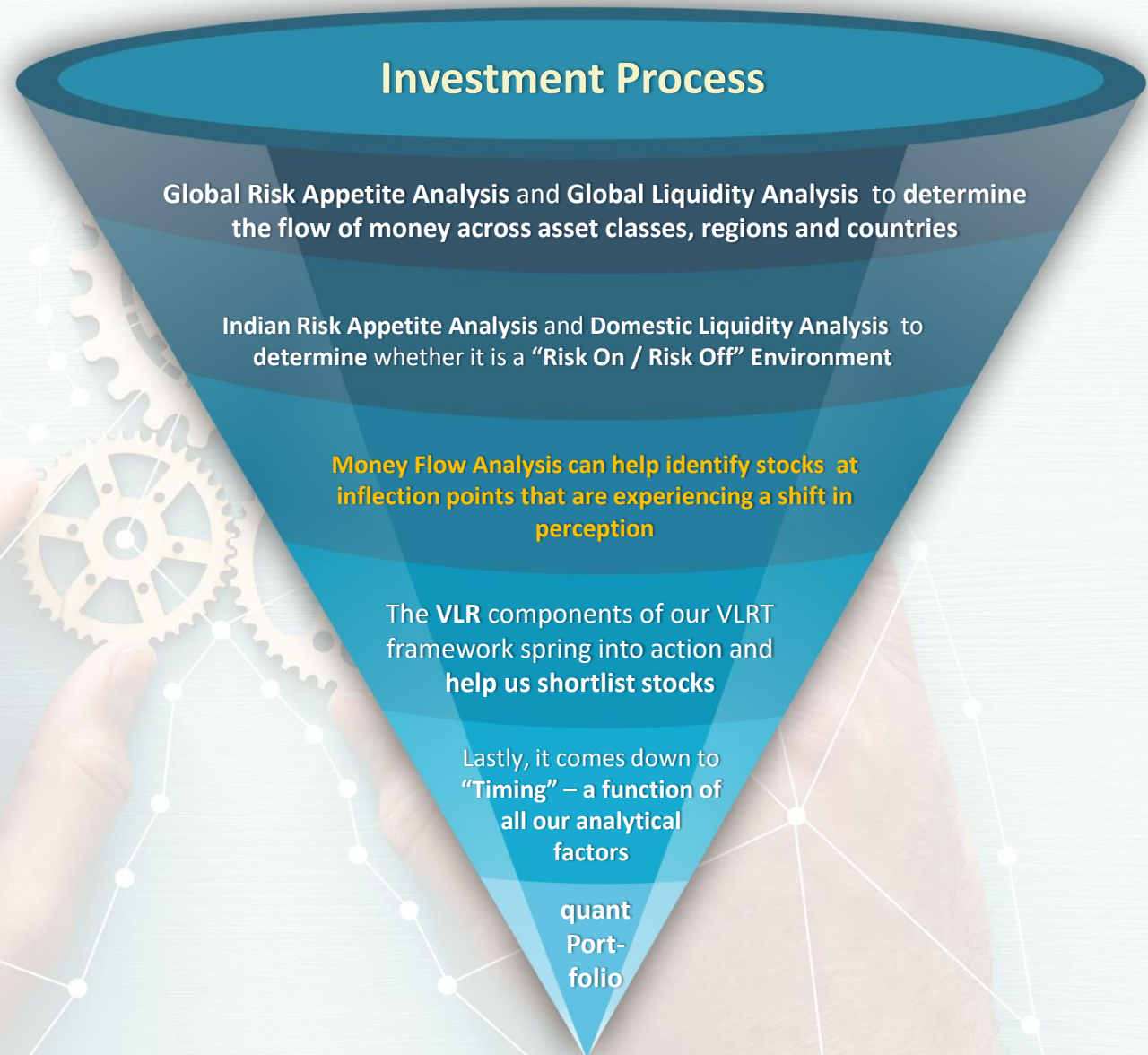
Resilience in Volatile Markets

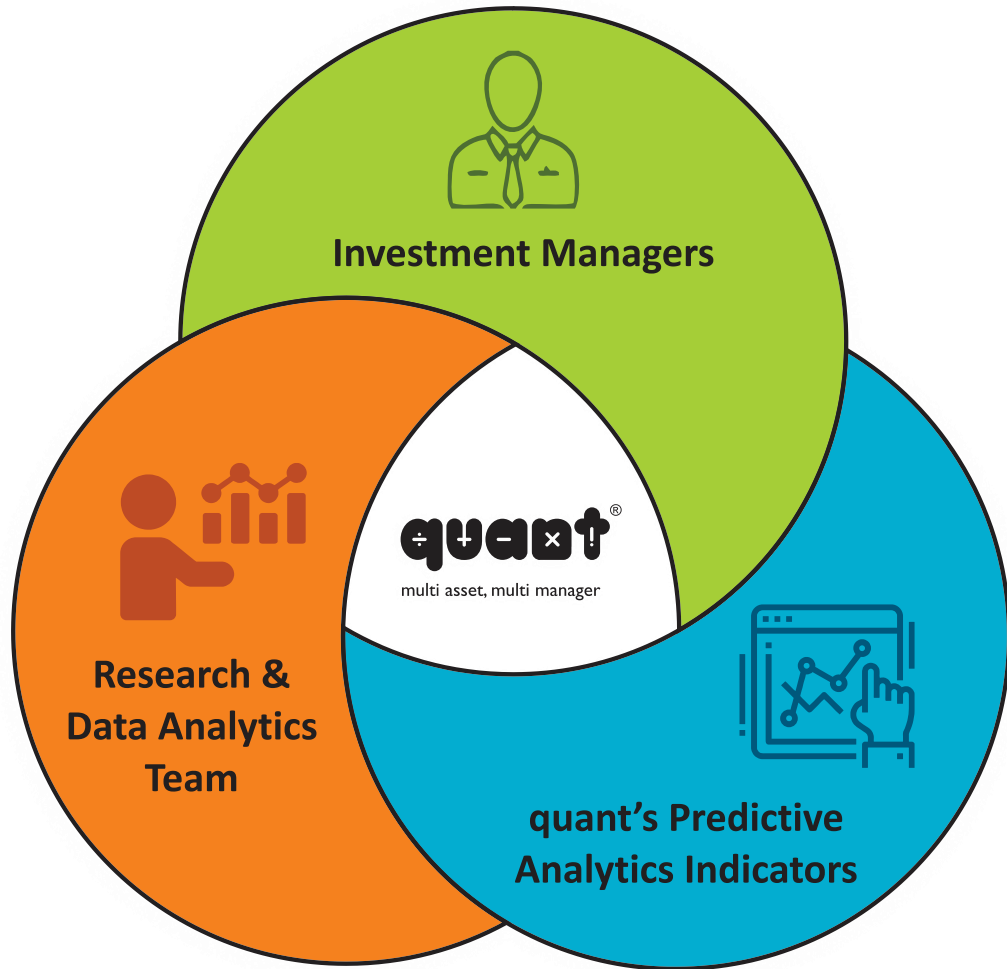
PSU stocks have demonstrated a tendency to weather market volatility relatively well. Government ownership, conservative management, and essential service focus enhance the resilience of PSU stocks in market turbulence.

quant pursues global research with a focus on financial markets and the real economy which includes the real economy and leveraged economy. We place a large emphasis on the role of participants' behavior. This idea has evolved into a multi-dimensional research perspective which is now formulated in our VLRT framework.

In a dynamic world, it is not just a choice but a necessity to adopt a multi-dimensional approach

The world is becoming non-linear and parabolic and to stay relevant, money managers must think with an unconstrained mind, actively update their methods and earnestly search for absolute returns, considering all markets and asset classes





“Analysis Adds Up”

We believe safeguarding investor wealth is paramount. Apart from reducing risk by investing **across asset classes**, we take diversification to another dimension by ensuring every investment decision comes from a focused discussion between **investment managers, research analysts and analytics team – each with diverse sets of capabilities and experiences**

VLRT



DYNAMIC REBALANCING

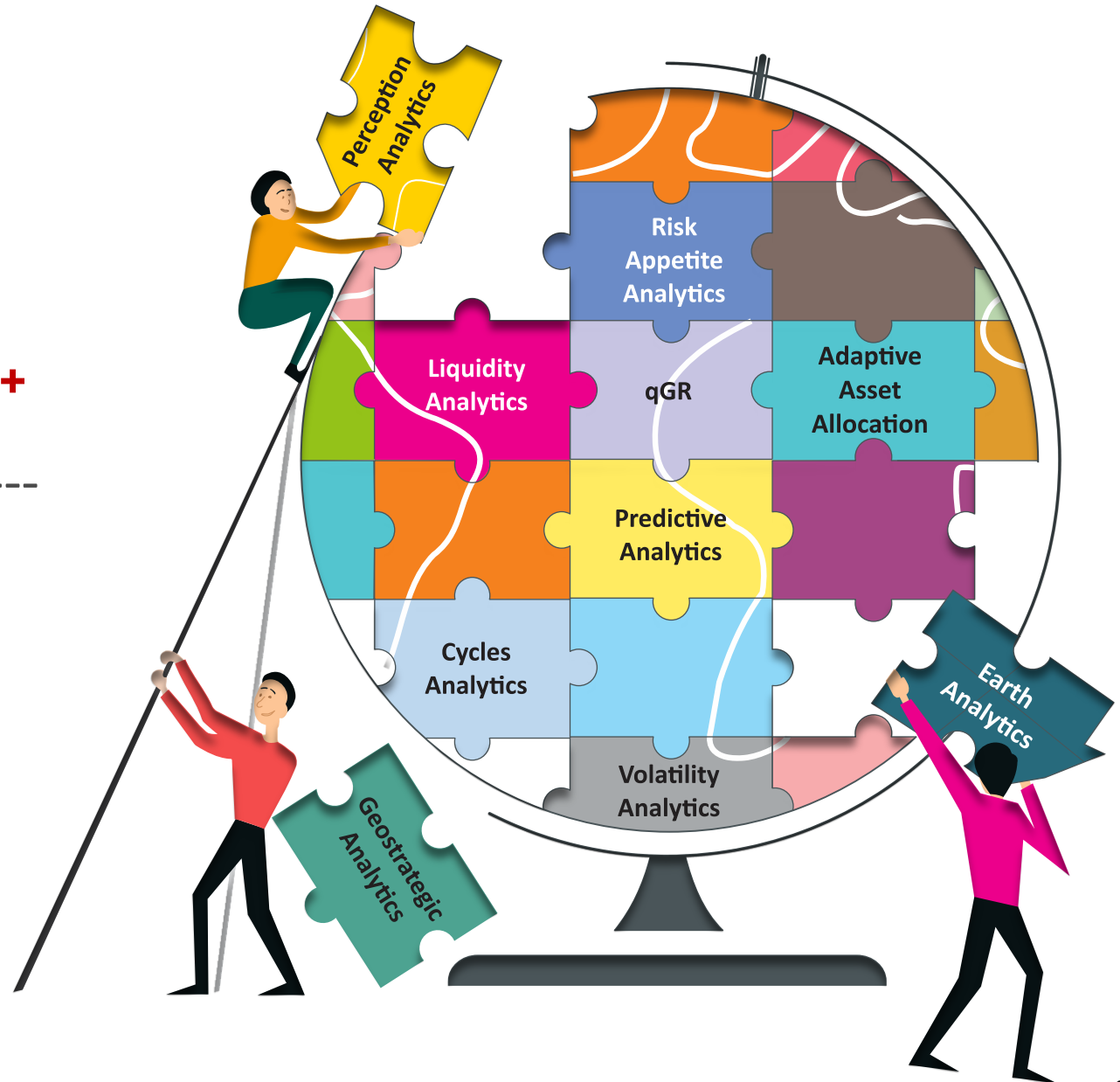
Stocks	% of Net Assets
NTPC Limited	10.07
Life Insurance Corporation Of India	9.88
Reliance Industries Limited	9.86
Indian Oil Corp Ltd	7.40
Coal India Ltd	6.64
Oil India Limited	5.49
SBI Life Insurance Company Limited	4.98
Bharat Petroleum Corp Ltd	4.18
Hindustan Petroleum Corporation Ltd	2.81
Oil and Natural Gas Corporation Ltd.	2.14
Total of Top 10 Holdings	63.44

Sectors	% Weightage
Petroleum Products	24.24
Insurance	14.86
Power	10.07
Oil	7.63
Consumable Fuels	6.64
Finance	2.32
Commercial Services & Supplies	1.84
Engineering Services	1.25
Gas	0.99

(Data as on March 28, 2025)

MuM
Rs. 88,000 Crores⁺

Folios^{*}
93 Lacs⁺



*Total folios and MuM (Money under Management) data as on 28th March 2025 (approximately)

quant MF – Equity schemes

Fund	Money Managers	3 Months		6 Months		1 Year		3 Years		5 Years		Since Inception	
		Fund	BM	Fund	BM	Fund	BM	Fund	BM	Fund	BM	Fund	BM
quant Small Cap Fund (Inception Date: Oct. 29, 1996)	Sandeep Tandon, Ankit Pande, Varun Pattani, Ayusha Kumbhat, Yug Tibrewal, Sameer Kate, Sanjeev Sharma	-11.09%	-14.66%	-18.95%	-17.77%	0.74%	6.02%	22.57%	18.60%	52.50%	37.65%	17.65%	16.04%
quant Tax Plan (Inception Date: Apr. 13, 2000)	Sandeep Tandon, Ankit Pande, Varun Pattani, Ayusha Kumbhat, Yug Tibrewal, Sameer Kate, Sanjeev Sharma	-5.26%	-4.74%	-19.77%	-12.57%	-4.26%	6.37%	15.66%	14.43%	39.91%	26.21%	20.20%	14.18%
quant Mid Cap Fund (Inception Date: Mar. 20, 2001)	Sandeep Tandon, Ankit Pande, Varun Pattani, Ayusha Kumbhat, Yug Tibrewal, Sameer Kate, Sanjeev Sharma	-6.70%	-9.16%	-17.75%	-14.33%	-2.36%	8.17%	20.50%	21.29%	39.35%	34.60%	17.85%	18.41%
quant Multi Asset Fund (Inception Date: Apr. 17, 2001)	Sandeep Tandon, Ankit Pande, Varun Pattani, Ayusha Kumbhat, Yug Tibrewal, Sameer Kate, Sanjeev Sharma	-3.23%	0.47%	-6.87%	-4.97%	8.85%	8.13%	20.02%	8.76%	35.47%	14.01%	15.34%	N.A.
quant Absolute Fund (Inception Date: Apr. 17, 2001)	Sandeep Tandon, Ankit Pande, Lokesh Garg, Varun Pattani, Ayusha Kumbhat, Yug Tibrewal, Sameer Kate, Sanjeev Sharma	-1.93%	0.24%	-13.05%	-5.15%	-0.52%	7.53%	13.44%	10.55%	30.07%	17.81%	16.88%	N.A.
quant Active Fund (Inception Date: Apr. 17, 2001)	Sandeep Tandon, Ankit Pande, Lokesh Garg, Varun Pattani, Ayusha Kumbhat, Yug Tibrewal, Sameer Kate, Sanjeev Sharma	-7.95%	-7.02%	-18.48%	-13.61%	-4.39%	6.88%	13.23%	16.43%	36.18%	30.01%	19.24%	15.53%
quant Liquid Fund (Inception Date: Oct. 03, 2005)	Sanjeev Sharma, Harshvardhan Bharatia	1.88%	1.79%	3.68%	3.52%	7.35%	7.25%	6.72%	6.75%	5.84%	5.51%	7.24%	6.77%
quant Large & Mid Cap Fund (Inception Date: Jan. 08, 2007)	Sandeep Tandon, Ankit Pande, Varun Pattani, Ayusha Kumbhat, Yug Tibrewal, Sameer Kate, Sanjeev Sharma	-5.83%	-5.62%	-17.15%	-12.78%	-1.00%	7.33%	18.84%	17.01%	31.78%	29.20%	18.74%	16.08%
quant Infrastructure Fund (Inception Date: Sep. 20, 2007)	Sandeep Tandon, Ankit Pande, Lokesh Garg, Varun Pattani, Ayusha Kumbhat, Yug Tibrewal, Sameer Kate, Sanjeev Sharma	-10.27%	-0.23%	-18.67%	-12.42%	-6.23%	2.27%	20.91%	20.58%	45.29%	31.08%	17.59%	11.61%
quant Focused Fund (Inception Date: Aug. 28, 2008)	Sandeep Tandon, Ankit Pande, Lokesh Garg, Varun Pattani, Ayusha Kumbhat, Yug Tibrewal, Sameer Kate, Sanjeev Sharma	-5.51%	-4.74%	-17.44%	-12.57%	-2.61%	6.37%	15.91%	14.43%	30.27%	26.21%	17.23%	14.18%
quant Flexi Cap Fund (Inception Date: Oct. 17, 2008)	Sandeep Tandon, Ankit Pande, Lokesh Garg, Varun Pattani, Ayusha Kumbhat, Yug Tibrewal, Sameer Kate, Sanjeev Sharma	-4.41%	-4.74%	-18.07%	-12.57%	-0.99%	6.37%	18.35%	14.43%	39.38%	26.21%	19.11%	14.18%
quant ESG Equity Fund (Inception Date: Nov. 05, 2020)	Sandeep Tandon, Ankit Pande, Varun Pattani, Ayusha Kumbhat, Yug Tibrewal, Sameer Kate, Sanjeev Sharma	-7.40%	-2.63%	-19.86%	-12.27%	-0.19%	6.05%	17.09%	11.37%	N.A.	N.A.	30.45%	17.21%
quant Quantamental Fund (Inception Date: May. 03, 2021)	Sandeep Tandon, Ankit Pande, Varun Pattani, Ayusha Kumbhat, Yug Tibrewal, Sameer Kate, Sanjeev Sharma	-4.85%	-3.34%	-18.07%	-11.88%	-3.74%	6.38%	23.47%	13.84%	N.A.	N.A.	22.72%	15.58%
quant Value Fund (Inception Date: Nov. 30, 2021)	Sandeep Tandon, Ankit Pande, Varun Pattani, Ayusha Kumbhat, Yug Tibrewal, Sameer Kate, Sanjeev Sharma	-10.28%	-4.74%	-19.13%	-12.57%	-1.95%	6.37%	22.45%	14.43%	N.A.	N.A.	20.80%	13.09%
quant Large Cap Fund (Inception Date: Aug. 11, 2022)	Sandeep Tandon, Ankit Pande, Lokesh Garg, Varun Pattani, Ayusha Kumbhat, Yug Tibrewal, Sameer Kate, Sanjeev Sharma	-6.08%	-2.10%	-15.64%	-11.38%	-1.60%	6.14%	N.A.	N.A.	N.A.	N.A.	14.62%	12.94%
quant Overnight Fund (Inception Date: Dec. 04, 2022)	Sanjeev Sharma, Harshvardhan Bharatia	1.56%	1.58%	3.26%	3.22%	6.75%	6.65%	N.A.	N.A.	N.A.	N.A.	6.95%	6.71%
quant Gilt Fund (Inception Date: Dec. 21, 2022)	Sanjeev Sharma, Harshvardhan Bharatia	2.58%	3.15%	3.95%	4.16%	8.73%	9.91%	N.A.	N.A.	N.A.	N.A.	8.10%	9.05%
quant Dynamic Asset Allocation Fund (Inception Date: Apr. 12, 2023)	Sandeep Tandon, Ankit Pande, Varun Pattani, Ayusha Kumbhat, Yug Tibrewal, Sameer Kate, Sanjeev Sharma	-3.22%	0.76%	-11.81%	-3.12%	2.67%	7.85%	N.A.	N.A.	N.A.	N.A.	26.62%	12.57%
quant Business Cycle Fund (Inception Date: May. 30, 2023)	Sandeep Tandon, Ankit Pande, Lokesh Garg, Varun Pattani, Ayusha Kumbhat, Yug Tibrewal, Sameer Kate, Sanjeev Sharma	-10.85%	-4.74%	-23.01%	-12.57%	0.47%	6.37%	N.A.	N.A.	N.A.	N.A.	26.03%	19.00%
quant BFSI Fund (Inception Date: Jun. 20, 2023)	Sandeep Tandon, Ankit Pande, Varun Pattani, Ayusha Kumbhat, Yug Tibrewal, Sameer Kate, Sanjeev Sharma	-6.21%	5.48%	-17.16%	0.78%	-2.29%	20.67%	N.A.	N.A.	N.A.	N.A.	26.22%	16.12%
quant Healthcare Fund (Inception Date: Jul. 17, 2023)	Sandeep Tandon, Ankit Pande, Varun Pattani, Ayusha Kumbhat, Yug Tibrewal, Sameer Kate, Sanjeev Sharma	-8.97%	-6.75%	-16.93%	-7.89%	9.24%	14.10%	N.A.	N.A.	N.A.	N.A.	24.46%	27.85%
quant Manufacturing Fund (Inception Date: Aug. 14, 2023)	Sandeep Tandon, Ankit Pande, Lokesh Garg, Varun Pattani, Ayusha Kumbhat, Yug Tibrewal, Sameer Kate, Sanjeev Sharma	-10.93%	-5.37%	-23.00%	-16.69%	-1.40%	7.68%	N.A.	N.A.	N.A.	N.A.	22.91%	21.90%
quant Teck Fund (Inception Date: Sep. 05, 2023)	Sandeep Tandon, Ankit Pande, Varun Pattani, Ayusha Kumbhat, Yug Tibrewal, Sameer Kate, Sanjeev Sharma	-16.37%	-15.15%	-17.49%	-11.83%	-1.76%	8.07%	N.A.	N.A.	N.A.	N.A.	10.54%	10.48%
quant Momentum Fund (Inception Date: Nov. 20, 2023)	Sandeep Tandon, Ankit Pande, Varun Pattani, Ayusha Kumbhat, Yug Tibrewal, Sameer Kate, Sanjeev Sharma	-4.05%	-4.74%	-16.66%	-12.57%	1.88%	6.37%	N.A.	N.A.	N.A.	N.A.	26.21%	16.41%
quant Commodities Fund (Inception Date: Dec. 27, 2023)	Sandeep Tandon, Ankit Pande, Varun Pattani, Ayusha Kumbhat, Yug Tibrewal, Sameer Kate, Sanjeev Sharma	-10.83%	4.20%	-17.96%	-13.42%	9.39%	2.59%	N.A.	N.A.	N.A.	N.A.	19.58%	9.58%
quant Consumption Fund (Inception Date: Jan. 24, '24)	Sandeep Tandon, Ankit Pande, Varun Pattani, Ayusha Kumbhat, Yug Tibrewal, Sameer Kate, Sanjeev Sharma	-8.01%	-5.57%	-19.49%	-17.29%	-6.53%	6.88%	N.A.	N.A.	N.A.	N.A.	-1.76%	11.03%
quant PSU Fund (Inception Date: Feb. 20, '24)	Sandeep Tandon, Ankit Pande, Varun Pattani, Ayusha Kumbhat, Yug Tibrewal, Sameer Kate, Sanjeev Sharma	-4.31%	-1.26%	-21.16%	-16.19%	-0.40%	4.48%	N.A.	N.A.	N.A.	N.A.	-1.09%	0.83%

Note: Data as on 28 March 2025. All returns are for direct plan. The calculation of returns since inception uses 07-01-2013 as the starting date for quant Small Cap Fund, quant ELSS Tax Saver Fund, quant Mid Cap Fund, quant Multi Asset Fund, quant Absolute Fund, quant Active Fund, quant Liquid Fund, quant Large & Mid Cap Fund, quant Infrastructure Fund, quant Focused Fund, quant Flexi Cap Fund

quant MF – Debt schemes

Fund	Fund Manager	7 Days		15 Days		1 Month		3 Month		6 Months		1 Year		3 Years		5 Years		Since Inception	
		Fund	BM	Fund	BM	Fund	BM	Fund	BM	Fund	BM	Fund	BM	Fund	BM	Fund	BM	Fund	BM
quant Liquid Fund (Inception Date: Oct. 03, 2005)	Sanjeev Sharma & Harshvardhan Bharatia	10.08%	9.95%	8.32%	8.28%	7.02%	6.90%	7.52%	5.37%	7.35%	7.04%	7.35%	7.25%	6.72%	6.75%	5.84%	5.51%	7.24%	6.77%
quant Overnight Fund (Inception Date: Dec. 04, 2022)	Sanjeev Sharma & Harshvardhan Bharatia	6.15%	6.28%	6.01%	6.18%	5.51%	5.71%	6.23%	4.73%	6.52%	6.44%	6.75%	6.65%	N.A.	N.A.	N.A.	N.A.	6.95%	6.71%
quant Gilt Fund (Inception Date: Dec. 21, 2022)	Sanjeev Sharma & Harshvardhan Bharatia	25.44%	28.27%	26.23%	29.38%	18.43%	23.08%	10.34%	9.46%	7.89%	8.32%	8.73%	9.91%	N.A.	N.A.	N.A.	N.A.	8.10%	9.05%

Note: Data as on 28 March 2025. The above performance data uses absolute returns for period less than 1 year and annualized returns for period more than 1 year for Direct (G) plans. However, different plans have different expense structure. Past performance may not be indicative of future performance.

Investment Objective	The objective of the scheme is to generate long term capital appreciation by investing predominantly in equity and equity related securities of Public Sector Undertakings (PSUs). There is no assurance that the investment objective of the Scheme will be realized.
Benchmark Index	S&P BSE PSU Index TRI
Investment Category	An open ended equity scheme investing in PSU/PSU subsidiaries sector
Plans Available	quant PSU Fund – Growth Option – Direct & Regular quant PSU Fund – Income Distribution cum Capital Withdrawal Option (Payout & Re-investment facility)– Direct & Regular
Entry Load	Nil
Exit Load	1% for 15 days
Fund Managers	Sandeep Tandon, Ankit Pande, Varun Pattani, Ayusha Kumbhat, Yug Tibrewal, Sameer Kate, Sanjeev Sharma
Minimum Application	Purchase: Rs.5,000/- plus in multiple of Re.1 thereafter
Additional Investment	Additional Purchase: Rs. 1,000/- and in multiples of Rs. 1/- thereafter Repurchase: Rs. 1,000/-
Systematic Investment Plan (SIP)	Rs. 1000/- and multiple of Re. 1/-
Switches	Switch-in requests from equity schemes and other schemes will be accepted up to February 15, '24 till the cut-off time applicable for switches
Bank Details	Account Name: QUANT PSU FUND Account Number: 57500001429191 IFSC Code: HDFC0000060, Branch: HDFC Bank, Fort, Mumbai 400001

<p>This product is suitable for investors who are seeking*:</p>	<p>Scheme Riskometer</p>	<p>Benchmark Riskometer</p>
<ul style="list-style-type: none"> • To generate long term capital appreciation • Investments in diversified basket of equity stocks of domestic Public Sector Undertakings and their subsidiaries. 	<p>The risk of the scheme is very high risk</p>	<p>The risk of the benchmark is very high risk</p>
<p>*Investors should consult their financial advisors if in doubt about whether the product is suitable for them</p>		

<p style="text-align: center;">LINKS</p>		
<p style="text-align: center;">Scheme Information Document Click here</p>	<p style="text-align: center;">Scheme One Pager Click here</p>	<p style="text-align: center;">quant Mutual Fund Website Click here</p>

<p style="text-align: center;">ALSO AVAILABLE ON</p>			

Disclaimer: All figures and data given in the document are dated unless stated otherwise. In the preparation of the material contained in this document, the AMC has used information that is publicly available, including information developed in-house. Some of the material used in the document may have been obtained from members/persons other than the AMC and/or its affiliates and which may have been made available to the AMC and/or to its affiliates. Information gathered and material used in this document is believed to be from reliable sources. The AMC however does not warrant the accuracy, reasonableness and / or completeness of any information. We have included statements / opinions / recommendations in this document, which contain words, or phrases such as “will”, “expect”, “should”, “believe” and similar expressions or variations of such expressions, that are “forward looking statements”. Actual results may differ materially from those suggested by the forward looking statements due to risk or uncertainties associated with our expectations with respect to, but not limited to, exposure to market risks, general economic and political conditions in India and other countries globally, which have an impact on our services and / or investments, the monetary and interest policies of India, inflation, deflation, unanticipated turbulence in interest rates, foreign exchange rates, equity prices or other rates or prices etc. The AMC (including its affiliates), the Mutual Fund, the trust and any of its officers, directors, personnel and employees, shall not liable for any loss, damage of any nature, including but not limited to direct, indirect, punitive, special, exemplary, consequential, as also any loss of profit in any way arising from the use of this material in any manner. The recipient alone shall be fully responsible/are liable for any decision taken on this material. Investors are advised to consult their own legal, tax and financial advisors to determine possible tax, legal and other financial implication or consequence of subscribing to the units of quant Mutual Fund. quant Money Managers Ltd. has no duty or obligation to update the information contained herein. Past performance may or may not be sustained in the future. This presentation, including the information contained herein, may not be copied, reproduced, republished, or posted in whole or in part, in any form without the prior written consent of quant Money Managers Ltd.



Thank You!

quant Money Managers Limited

Corporate Office: 6th Floor, Sea Breeze Building, Appasaheb Marathe Marg, Prabhadevi, Mumbai - 400 025.

Tel: +91 22 6295 5000 | Whatsapp: +91 9920 21 22 23 | E-mail: help.investor@quant.in | help.distributor@quant.in | www.quantmutual.com