



multi asset, multi manager



SMALL-CAP FUND

(An open ended equity scheme investing in small cap portfolio of equity shares)



Finding the Sap to the Sapling

Invest in our philosophy
active | absolute | unconstrained

PLANS AND OPTIONS:

Regular / Direct: Growth and IDCW
(Payout and Re-investment)

LUMP SUM

Rs. 5,000/-

SUBSEQUENT INVESTMENT

Rs. 1,000/-

MINIMUM INVESTMENT:

SYSTEMATIC INVESTMENT PLAN (SIP)

Weekly: Rs. 1,000/- (Wednesday)

Fortnightly: Rs. 1,000/- (alternate Wednesday)

Monthly: Rs. 1,000/-

Quarterly: Rs. 3,000/-

and in multiples of Re. 1/- thereafter

LOAD STRUCTURE:

Entry: Nil

Exit: 1% if exit ≤ 1 Year

BENCHMARK INDEX:

NIFTY SMALLCAP 250 TRI

FUND MANAGERS:

Ankit Pande | Vasav Sahgal
Sanjeev Sharma

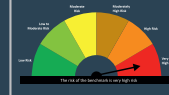
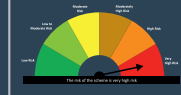
Disclaimer: This brochure is for general reading purpose only and is not meant to serve as a professional guide. This document has been prepared on the basis of publicly available information, internally developed data and other sources believed to be reliable. The Sponsor, the Investment Manager, the Trustee or any of their respective directors, employees, affiliates or representatives ("entities & their affiliates") do not assume any responsibility for, or warrant the authenticity, accuracy, completeness, adequacy and reliability of such information. Whilst no action has been solicited based upon the information provided herein; due care has been taken to ensure that the facts are accurate and opinions given are fair and reasonable. This information is not intended to be an offer or solicitation for the purchase or sale of any financial product or instrument. Recipients of this information are advised to rely on their own analysis, interpretations & investigations. Readers are also advised to seek independent professional advice order to arrive at an informed investment decision. Entities & their affiliates shall not be liable for any direct, indirect, special, incidental, consequential, punitive or exemplary damages, including loss of profits, arising in any way from the information contained in this material. Entities & their affiliates including persons involved in the preparation or issuance of this material may from time to time have long or short positions in and buy or sell the securities there of, of company (ies) / specific economic sectors mentioned herein. quant Money Managers Ltd. has no duty or obligation to update the information contained herein. Past performance may or may not be sustained in the future. This brochure, including the information contained herein, may not be copied, reproduced, republished, or posted in whole or in part, in any form without the prior written consent of quant Money Managers Ltd.

This Product is suitable for investors who are seeking*

Scheme Riskometer

Benchmark Riskometer

- To Generate Capital appreciation
- To invest predominantly in Small cap portfolio of Equity Shares with growth potential.



*Investors should consult their financial advisers if in doubt about whether the product is suitable for them

Investment Approach



Selection of companies with **high growth and innovation culture.**



Sector agnostic investment approach.



Stock selection process uses **unconstrained approach, allowing exploration of better returns potential.**

Reasons to Buy

- » Invests in companies that generally **bring new products/ services to the market** and are **driven by innovation.**
- » Investment in companies that are under-researched and under-owned, thus providing **an opportunity to find hidden gems.**
- » Potential for tremendous growth – **every large cap company was once a small cap.**
- » Investment **track record of over 25 years.**

As per SEBI circular dated October 6, 2017 large cap companies means 1st - 100th company in terms of full market cap, mid cap companies means 101st - 250th company in terms of full market cap and small cap companies means 251st company onwards in terms of full market cap.

VLRT Framework| Adaptive Money Management

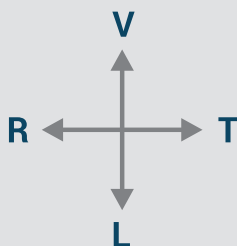
Being Relevant with 'predictive analytics'

VALUATION ANALYTICS

Knowing the difference between price and value.

RISK APPETITE ANALYTICS

Perceiving what drives market participants to certain actions and reactions.



TIMING

Being in sync with the waves of value and behaviour

LIQUIDITY ANALYTICS

Understanding the flow of money across asset classes.

The core engine that drives us and sets us apart is a **robust and differentiated investment framework that enables us to see beyond the horizon and stay relevant.** Our unique analytical framework for enabling 'predictive analytics' encompasses all available asset classes and sectors, formulating a multi-dimensional research perspective.

Why multi-dimensional?

The markets are a complex, dynamic system. There is no one formula or strategy or perspective that can consistently outperform. **A diverse set of variables and participants are continuously interacting with each other in myriad ways.**

In the face of this uncertainty and complexity, instead of limiting ourselves to any one school of thought **we have found consistent success by studying markets along four dimensions: Valuation, Liquidity, Risk Appetite, and Time [VLRT].**

Top 10 Holdings

Stocks	% of Net Assets
Reliance Industries Limited	10.34
Jio Financial Services Limited	5.05
Aegis Logistics Limited	3.67
Aditya Birla Fashion And Retail Ltd	3.50
Bikaji Foods International Limited	3.09
HFCL Limited	2.87
Poly Medicure Limited	2.82
SUN TV Network Limited	2.53
RBL Bank Limited	2.42
Adani Power Limited	2.30
Total of Top 10 Holdings	38.59

Top 10 Sectors

Sectors	% Weightage
Petroleum Products	10.34
Pharmaceuticals & Biotechnology	9.28
Finance	8.74
Banks	5.21
Retailing	4.98
Food Products	4.21
Leisure Services	4.05
Gas	3.67
Fertilizers & Agrochemicals	3.52
Industrial Products	3.39

(Data as on January 31, 2025)

quant Mutual Fund | 6th floor, sea breeze building, appasaheb marathe marg, prabhadevi, mumbai - 400 025.
tel: +91 22 6295 5000 | whatsapp message: +91 99 20 21 22 23 | help.investor@quant.in | help.distributor@quant.in

Mutual funds are subject to market risk, please read all scheme related documents carefully.