

quant[®]

SMALL-CAP FUND

(An open ended equity scheme investing in
small cap portfolio of equity shares)



Inspired to think **BIG**

“

Waiting helps you as an investor and a lot of people just can't stand to wait. If you didn't get the deferred-gratification gene, you've got to work very hard to overcome that

”

– Charlie Munger, American billionaire investor



Small cap companies can become medium-sized businesses over time and one must be patient to realize gains. Market savvy investors with a longer horizon can consider small caps for higher returns

Small cap stocks have the potential for a high growth rate as these are businesses that are rapidly expanding. Small cap stocks allow investors to build wealth through capital appreciation over time



Small caps are less followed by analysts and investors, leading to undervalued gems waiting to be discovered. Investing in these can lead to significant gains as their value is realized by the broader market

Small cap stocks are more volatile than large caps. Small sized companies have lower revenue streams than large established businesses, but are usually on the cusp of new growth trajectories



Growth Potential over Large Caps

Small caps typically outperform large caps over a longer period of time due to small cap stocks having a higher growth potential



Organic Price Growth

Large institutions generally avoid small cap stocks. This allows the stock to move on the strength of its own merits. So, the chances of organic price rise are higher in such companies



Choice of Sectors

Small cap stocks offer higher diversification choices across different industrial sectors like IT, banking/financial, automotive, FMCG, and more



Less Correlated to Index

Small cap stocks tend to be less correlated to the index stocks, making them a better diversification bet from a long term perspective



Potential Multi Baggers

Small cap stocks are more suitable for long term investors with a perspective of 5-7 years at least, as they take considerable time to witness significant growth and achieve economies of scale

- Small cap funds invest in opportunities in the small cap space of the equity markets. Companies with solid financials, i.e. strong cash flows, higher revenues, and profit after tax are strong contenders
- Small cap companies may operate in a niche segment and enjoy significant entry barriers giving them advantages over rivals
- Money managers can diversify small cap stocks across sectors to achieve your investment goals
- With an opportunity to earn higher returns over time, it's important to include companies with strong corporate governance
- Many small cap companies are run by good managements ensuring stability in the industry and the potential to grow into medium sized companies
- Merger and acquisition activity provides another opportunity for small-cap investors

A small cap strategy invests primarily in smaller sized companies selling at a significant discount to their intrinsic value. Measures that are important in considering an investment candidate include the company's ability to generate free cash flow over the long term, earn an appropriate return on capital invested, and allocate capital efficiently





What we prefer

- Companies in niche businesses
- Focus on higher growth prospects
- Reasonable valuations & competitive ROI
- Companies with competitive edge
- Potential to transform into larger players
- Visionary management
- Healthy cash flows



What we avoid

- Overvalued and over-owned companies
- Overleveraged businesses
- Inconsistent cash flows
- Suspicious promoter actions
- Weak business plans or models
- Stressed financials
- Excessive risk taking

Our small cap strategy

High Growth + Attractive Valuation + Under-ownership



Fund Positioning

- For investors wishing to **supplement their portfolios with an investment in small but promising niche businesses, with sound fundamentals, exhibiting long term growth potential**
- Investors with a **long-term horizon (5 years and above) and aiming for enhancing returns from small cap equities**
- Investors with higher risk appetite who **wish to participate in small cap stocks of relatively lesser known companies having competitive advantages and high growth prospects**

Fund Strategy

- The scheme **invests minimum 65% in equity and related instruments of small cap companies**
- The scheme has **flexibility to invest maximum 35% in top 250 stocks by market capitalization (large & midcaps) across industries to optimize risk-return payoffs**
- Our **money managers construct an unconstrained portfolio and deftly rebalance the portfolio to achieve an optimum investment outcome** while minimizing risk
- Our signature **VLRT Framework and Predictive Analytics tools dynamically manages** known risks and identifies opportunities



Invests in Visionary Companies

Investments are made in lesser known businesses with promising growth prospects. As these companies grow in market size, investors stand a chance to grow their gains with the company



Attractively Priced

Small caps tend to get overlooked by investors due to lack of enough popular knowledge, as compared to large and mid caps, so they are often priced below their perceived fair value and can provide potentially solid returns



Portfolio Growth

Provides a chance to grow your wealth with the high growth potential of small cap companies that are just at the beginning of their growth journey and on the cusp of a new level of growth



Diversification Through Market Niches

Many small cap companies provide valuable opportunities to gain exposure to new and emerging businesses with strong potential to outperform their bigger rivals. Promising small cap companies are present in many sectors thereby providing diversification



Defensive Capability

The money manager can invest a maximum of 35% in large and midcap stocks, after assessing opportunities and risks through multiple lenses, providing defensive capability to the portfolio during volatility



Long Term Wealth Builder

Small caps with strong fundamentals will most likely grow over the long term. Investing before a bull run on the market and holding the stock for the long term, could possibly see a strong financial return



Growth Stories

Invests in small and promising companies in the nascent stages of their growth. The potential to outperform broader markets is what makes small cap investing so exciting for investors




Emphasis on Reasonable Valuations

The fund focuses on onboarding promising companies with sustainable business models and visionary management and exhibiting reasonable price and earnings multiples



Strong Risk Management Foundation

Spreading investments across sectors minimizes the impact of any one sector's performance on the overall portfolio and protects against market volatility and significant losses



Conviction Based Investing

Our focus is very clear on aiming to make above average returns (alpha), so we focus extensively on the company's financial performance and other parameters to onboard the next big growth story



No Missing Out

Investors can participate in the rally in the smallest and yet the highest growth potential segment of the equity market during bull phases



Dynamic Money Management

The fund adapts to changing market conditions, with our experienced money managers actively adjusting the portfolio. This approach aims for consistent returns and effective navigation through market cycles

Investment Process

Global Risk Appetite Analysis and Global Liquidity Analysis to determine the flow of money across asset classes, regions and countries

Indian Risk Appetite Analysis and Domestic Liquidity Analysis to determine whether it is a "Risk On / Risk Off" Environment

Money Flow Analysis can help identify stocks at inflection points that are experiencing a shift in perception

The VLR components of our VLRT framework spring into action and help us shortlist stocks

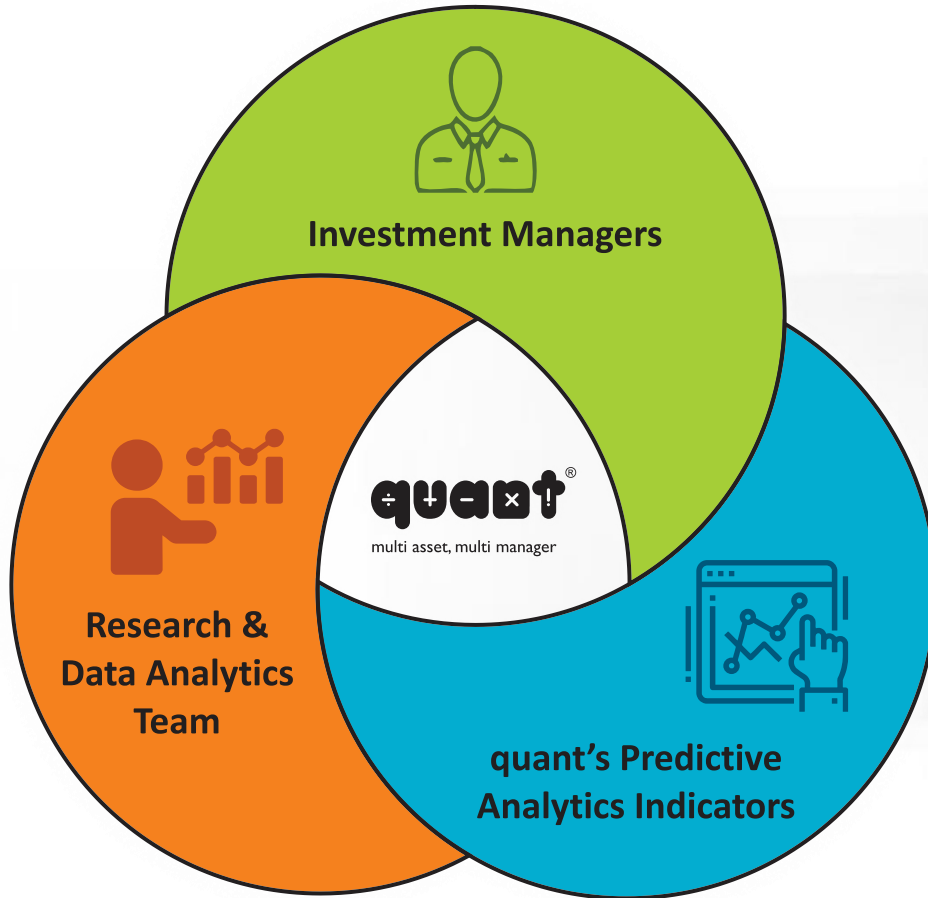
Lastly, it comes down to "Timing" – a function of all our analytical factors

quant
Port-
folio

quant pursues global research with a focus on financial markets and the real economy which includes the real economy and leveraged economy. We place a large emphasis on the role of participants' behavior. This idea has evolved into a multi-dimensional research perspective which is now formulated in our VLRT framework.

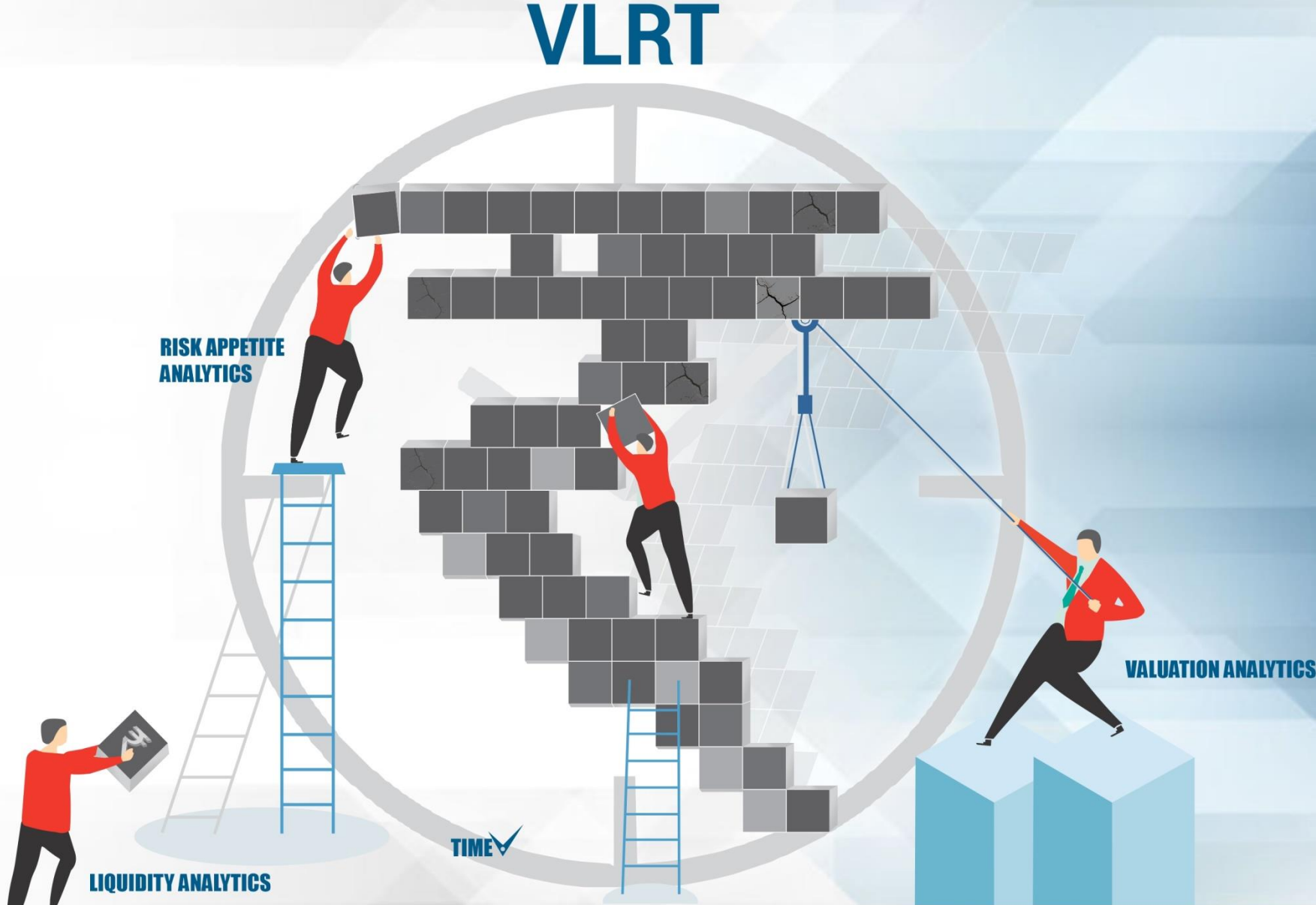
In a dynamic world, it is not just a choice but a necessity to adopt a multi-dimensional approach

The world is becoming non-linear and parabolic and to stay relevant, money managers must think with an unconstrained mind, actively update their methods and earnestly search for absolute returns, considering all markets and asset classes



“Analysis Adds Up”

We believe safeguarding investor wealth is paramount. Apart from reducing risk by investing **across asset classes**, we take diversification to another dimension by ensuring every investment decision comes from a focused discussion between **investment managers, research analysts and analytics team** – each with diverse **sets of capabilities and experiences**



DYNAMIC REBALANCING

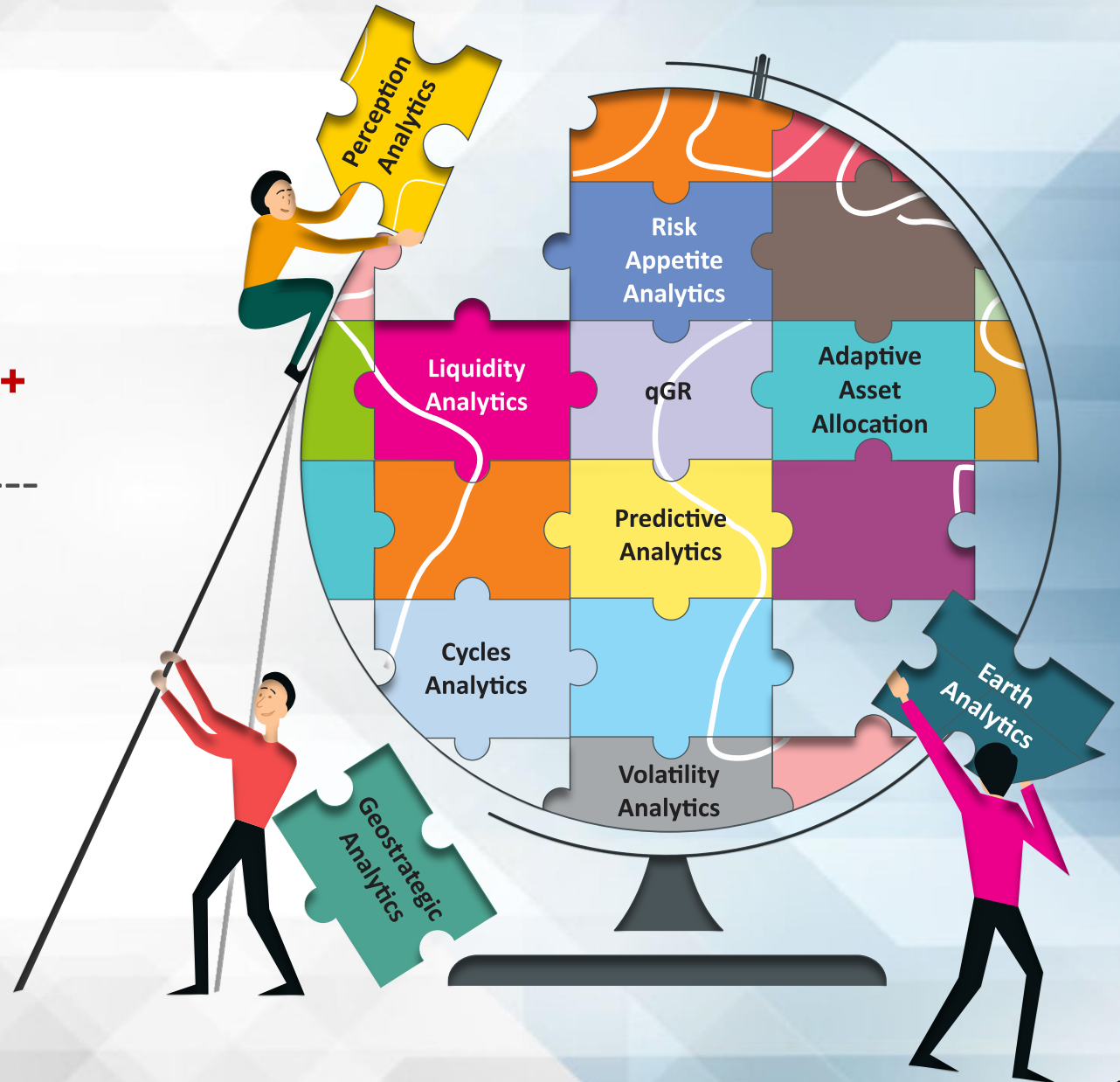
Stocks	% of Net Assets
Reliance Industries Limited	10.02
Jio Financial Services Limited	4.81
Aegis Logistics Limited	4.27
Aditya Birla Fashion And Retail Ltd	3.32
Bikaji Foods International Limited	2.99
Poly Medicure Limited	2.84
SUN TV Network Limited	2.69
RBL Bank Limited	2.64
HFCL Limited	2.40
Ventive Hospitality Limited	2.38
Total of Top 10 Holdings	38.35

Sectors	% Weightage
Petroleum Products	10.20
Finance	8.41
Pharmaceuticals & Biotechnology	7.76
Food Products	4.89
Construction	4.67
Retailing	4.66
Gas	4.27
Banks	4.24
Leisure Services	4.21
Industrial Products	3.74

(Data as on March 28, 2025)

MuM
Rs. 88,000 Crores⁺

Folios^{*}
93 Lacs⁺



*Total folios and MuM (Money under Management) data as on 28th March 2025 (approximately)

quant MF – Equity schemes

Fund	Money Managers	3 Months		6 Months		1 Year		3 Years		5 Years		Since Inception	
		Fund	BM	Fund	BM	Fund	BM	Fund	BM	Fund	BM	Fund	BM
quant Small Cap Fund (Inception Date: Oct. 29, 1996)	Sandeep Tandon, Ankit Pande, Varun Pattani, Ayusha Kumbhat, Yug Tibrewal, Sameer Kate, Sanjeev Sharma	-11.09%	-14.66%	-18.95%	-17.77%	0.74%	6.02%	22.57%	18.60%	52.50%	37.65%	17.65%	16.04%
quant Tax Plan (Inception Date: Apr. 13, 2000)	Sandeep Tandon, Ankit Pande, Varun Pattani, Ayusha Kumbhat, Yug Tibrewal, Sameer Kate, Sanjeev Sharma	-5.26%	-4.74%	-19.77%	-12.57%	-4.26%	6.37%	15.66%	14.43%	39.91%	26.21%	20.20%	14.18%
quant Mid Cap Fund (Inception Date: Mar. 20, 2001)	Sandeep Tandon, Ankit Pande, Varun Pattani, Ayusha Kumbhat, Yug Tibrewal, Sameer Kate, Sanjeev Sharma	-6.70%	-9.16%	-17.75%	-14.33%	-2.36%	8.17%	20.50%	21.29%	39.35%	34.60%	17.85%	18.41%
quant Multi Asset Fund (Inception Date: Apr. 17, 2001)	Sandeep Tandon, Ankit Pande, Varun Pattani, Ayusha Kumbhat, Yug Tibrewal, Sameer Kate, Sanjeev Sharma	-3.23%	0.47%	-6.87%	-4.97%	8.85%	8.13%	20.02%	8.76%	35.47%	14.01%	15.34%	N.A.
quant Absolute Fund (Inception Date: Apr. 17, 2001)	Sandeep Tandon, Ankit Pande, Lokesh Garg, Varun Pattani, Ayusha Kumbhat, Yug Tibrewal, Sameer Kate, Sanjeev Sharma	-1.93%	0.24%	-13.05%	-5.15%	-0.52%	7.53%	13.44%	10.55%	30.07%	17.81%	16.88%	N.A.
quant Active Fund (Inception Date: Apr. 17, 2001)	Sandeep Tandon, Ankit Pande, Lokesh Garg, Varun Pattani, Ayusha Kumbhat, Yug Tibrewal, Sameer Kate, Sanjeev Sharma	-7.95%	-7.02%	-18.48%	-13.61%	-4.39%	6.88%	13.23%	16.43%	36.18%	30.01%	19.24%	15.53%
quant Liquid Fund (Inception Date: Oct. 03, 2005)	Sanjeev Sharma, Harshvardhan Bharatia	1.88%	1.79%	3.68%	3.52%	7.35%	7.25%	6.72%	6.75%	5.84%	5.51%	7.24%	6.77%
quant Large & Mid Cap Fund (Inception Date: Jan. 08, 2007)	Sandeep Tandon, Ankit Pande, Varun Pattani, Ayusha Kumbhat, Yug Tibrewal, Sameer Kate, Sanjeev Sharma	-5.83%	-5.62%	-17.15%	-12.78%	-1.00%	7.33%	18.84%	17.01%	31.78%	29.20%	18.74%	16.08%
quant Infrastructure Fund (Inception Date: Sep. 20, 2007)	Sandeep Tandon, Ankit Pande, Lokesh Garg, Varun Pattani, Ayusha Kumbhat, Yug Tibrewal, Sameer Kate, Sanjeev Sharma	-10.27%	-0.23%	-18.67%	-12.42%	-6.23%	2.27%	20.91%	20.58%	45.29%	31.08%	17.59%	11.61%
quant Focused Fund (Inception Date: Aug. 28, 2008)	Sandeep Tandon, Ankit Pande, Lokesh Garg, Varun Pattani, Ayusha Kumbhat, Yug Tibrewal, Sameer Kate, Sanjeev Sharma	-5.51%	-4.74%	-17.44%	-12.57%	-2.61%	6.37%	15.91%	14.43%	30.27%	26.21%	17.23%	14.18%
quant Flexi Cap Fund (Inception Date: Oct. 17, 2008)	Sandeep Tandon, Ankit Pande, Lokesh Garg, Varun Pattani, Ayusha Kumbhat, Yug Tibrewal, Sameer Kate, Sanjeev Sharma	-4.41%	-4.74%	-18.07%	-12.57%	-0.99%	6.37%	18.35%	14.43%	39.38%	26.21%	19.11%	14.18%
quant ESG Equity Fund (Inception Date: Nov. 05, 2020)	Sandeep Tandon, Ankit Pande, Varun Pattani, Ayusha Kumbhat, Yug Tibrewal, Sameer Kate, Sanjeev Sharma	-7.40%	-2.63%	-19.86%	-12.27%	-0.19%	6.05%	17.09%	11.37%	N.A.	N.A.	30.45%	17.21%
quant Quantamental Fund (Inception Date: May. 03, 2021)	Sandeep Tandon, Ankit Pande, Varun Pattani, Ayusha Kumbhat, Yug Tibrewal, Sameer Kate, Sanjeev Sharma	-4.85%	-3.34%	-18.07%	-11.88%	-3.74%	6.38%	23.47%	13.84%	N.A.	N.A.	22.72%	15.58%
quant Value Fund (Inception Date: Nov. 30, 2021)	Sandeep Tandon, Ankit Pande, Varun Pattani, Ayusha Kumbhat, Yug Tibrewal, Sameer Kate, Sanjeev Sharma	-10.28%	-4.74%	-19.13%	-12.57%	-1.95%	6.37%	22.45%	14.43%	N.A.	N.A.	20.80%	13.09%
quant Large Cap Fund (Inception Date: Aug. 11, 2022)	Sandeep Tandon, Ankit Pande, Lokesh Garg, Varun Pattani, Ayusha Kumbhat, Yug Tibrewal, Sameer Kate, Sanjeev Sharma	-6.08%	-2.10%	-15.64%	-11.38%	-1.60%	6.14%	N.A.	N.A.	N.A.	N.A.	14.62%	12.94%
quant Overnight Fund (Inception Date: Dec. 04, 2022)	Sanjeev Sharma, Harshvardhan Bharatia	1.56%	1.58%	3.26%	3.22%	6.75%	6.65%	N.A.	N.A.	N.A.	N.A.	6.95%	6.71%
quant Gilt Fund (Inception Date: Dec. 21, 2022)	Sanjeev Sharma, Harshvardhan Bharatia	2.58%	3.15%	3.95%	4.16%	8.73%	9.91%	N.A.	N.A.	N.A.	N.A.	8.10%	9.05%
quant Dynamic Asset Allocation Fund (Inception Date: Apr. 12, 2023)	Sandeep Tandon, Ankit Pande, Varun Pattani, Ayusha Kumbhat, Yug Tibrewal, Sameer Kate, Sanjeev Sharma	-3.22%	0.76%	-11.81%	-3.12%	2.67%	7.85%	N.A.	N.A.	N.A.	N.A.	26.62%	12.57%
quant Business Cycle Fund (Inception Date: May. 30, 2023)	Sandeep Tandon, Ankit Pande, Lokesh Garg, Varun Pattani, Ayusha Kumbhat, Yug Tibrewal, Sameer Kate, Sanjeev Sharma	-10.85%	-4.74%	-23.01%	-12.57%	0.47%	6.37%	N.A.	N.A.	N.A.	N.A.	26.03%	19.00%
quant BFSI Fund (Inception Date: Jun. 20, 2023)	Sandeep Tandon, Ankit Pande, Varun Pattani, Ayusha Kumbhat, Yug Tibrewal, Sameer Kate, Sanjeev Sharma	-6.21%	5.48%	-17.16%	0.78%	-2.29%	20.67%	N.A.	N.A.	N.A.	N.A.	26.22%	16.12%
quant Healthcare Fund (Inception Date: Jul. 17, 2023)	Sandeep Tandon, Ankit Pande, Varun Pattani, Ayusha Kumbhat, Yug Tibrewal, Sameer Kate, Sanjeev Sharma	-8.97%	-6.75%	-16.93%	-7.89%	9.24%	14.10%	N.A.	N.A.	N.A.	N.A.	24.46%	27.85%
quant Manufacturing Fund (Inception Date: Aug. 14, 2023)	Sandeep Tandon, Ankit Pande, Lokesh Garg, Varun Pattani, Ayusha Kumbhat, Yug Tibrewal, Sameer Kate, Sanjeev Sharma	-10.93%	-5.37%	-23.00%	-16.69%	-1.40%	7.68%	N.A.	N.A.	N.A.	N.A.	22.91%	21.90%
quant Teck Fund (Inception Date: Sep. 05, 2023)	Sandeep Tandon, Ankit Pande, Varun Pattani, Ayusha Kumbhat, Yug Tibrewal, Sameer Kate, Sanjeev Sharma	-16.37%	-15.15%	-17.49%	-11.83%	-1.76%	8.07%	N.A.	N.A.	N.A.	N.A.	10.54%	10.48%
quant Momentum Fund (Inception Date: Nov. 20, 2023)	Sandeep Tandon, Ankit Pande, Varun Pattani, Ayusha Kumbhat, Yug Tibrewal, Sameer Kate, Sanjeev Sharma	-4.05%	-4.74%	-16.66%	-12.57%	1.88%	6.37%	N.A.	N.A.	N.A.	N.A.	26.21%	16.41%
quant Commodities Fund (Inception Date: Dec. 27, 2023)	Sandeep Tandon, Ankit Pande, Varun Pattani, Ayusha Kumbhat, Yug Tibrewal, Sameer Kate, Sanjeev Sharma	-10.83%	4.20%	-17.96%	-13.42%	9.39%	2.59%	N.A.	N.A.	N.A.	N.A.	19.58%	9.58%
quant Consumption Fund (Inception Date: Jan. 24, '24)	Sandeep Tandon, Ankit Pande, Varun Pattani, Ayusha Kumbhat, Yug Tibrewal, Sameer Kate, Sanjeev Sharma	-8.01%	-5.57%	-19.49%	-17.29%	-6.53%	6.88%	N.A.	N.A.	N.A.	N.A.	-1.76%	11.03%
quant PSU Fund (Inception Date: Feb. 20, '24)	Sandeep Tandon, Ankit Pande, Varun Pattani, Ayusha Kumbhat, Yug Tibrewal, Sameer Kate, Sanjeev Sharma	-4.31%	-1.26%	-21.16%	-16.19%	-0.40%	4.48%	N.A.	N.A.	N.A.	N.A.	-1.09%	0.83%

Note: Data as on 28 March 2025. All returns are for direct plan. The calculation of returns since inception uses 07-01-2013 as the starting date for quant Small Cap Fund, quant ELSS Tax Saver Fund, quant Mid Cap Fund, quant Multi Asset Fund, quant Absolute Fund, quant Active Fund, quant Liquid Fund, quant Large & Mid Cap Fund, quant Infrastructure Fund, quant Focused Fund, quant Flexi Cap Fund

quant MF – Debt schemes

Fund	Fund Manager	7 Days		15 Days		1 Month		3 Month		6 Months		1 Year		3 Years		5 Years		Since Inception	
		Fund	BM	Fund	BM	Fund	BM	Fund	BM	Fund	BM	Fund	BM	Fund	BM	Fund	BM	Fund	BM
quant Liquid Fund (Inception Date: Oct. 03, 2005)	Sanjeev Sharma & Harshvardhan Bharatia	10.08%	9.95%	8.32%	8.28%	7.02%	6.90%	7.52%	5.37%	7.35%	7.04%	7.35%	7.25%	6.72%	6.75%	5.84%	5.51%	7.24%	6.77%
quant Overnight Fund (Inception Date: Dec. 04, 2022)	Sanjeev Sharma & Harshvardhan Bharatia	6.15%	6.28%	6.01%	6.18%	5.51%	5.71%	6.23%	4.73%	6.52%	6.44%	6.75%	6.65%	N.A.	N.A.	N.A.	N.A.	6.95%	6.71%
quant Gilt Fund (Inception Date: Dec. 21, 2022)	Sanjeev Sharma & Harshvardhan Bharatia	25.44%	28.27%	26.23%	29.38%	18.43%	23.08%	10.34%	9.46%	7.89%	8.32%	8.73%	9.91%	N.A.	N.A.	N.A.	N.A.	8.10%	9.05%

Note: Data as on 28 March 2025. The above performance data uses absolute returns for period less than 1 year and annualized returns for period more than 1 year for Direct (G) plans. However, different plans have different expense structure. Past performance may not be indicative of future performance.

Investment Objective	The primary investment objective of the scheme is to generate capital appreciation & provide long-term growth opportunities by investing in a portfolio of Small Cap companies. There is no assurance that the investment objective of the Scheme will be realized.
Benchmark Index	NIFTY SMALLCAP 250 TRI
Investment Category	An open ended equity scheme investing in Small Cap portfolio of Equity Shares
Plans Available	quant Small Cap Fund – Growth Option – Direct & Regular quant Small Cap Fund – Income Distribution cum Capital Withdrawal Option (Payout & Re-investment facility)– Direct & Regular
Entry Load	Nil
Exit Load	1% if exit <= 1 Year
Fund Managers	Sandeep Tandon, Ankit Pande, Varun Pattani, Ayusha Kumbhat, Yug Tibrewal, Sameer Kate, Sanjeev Sharma
Minimum Application	Purchase: Rs.5,000/- plus in multiple of Re.1 thereafter
Additional Investment	Additional Purchase: Rs. 1,000/- and in multiples of Rs. 1/- thereafter Repurchase: Rs. 1,000/-
Systematic Investment Plan (SIP)	Rs. 1000/- and multiple of Re. 1/-
Bank Details	Account Name: QUANT SMALL CAP FUND Account Number: 00030350001197 IFSC Code: HDFC0000003, Branch: HDFC Bank, Surya Kiran, K.G Marg

<p>This product is suitable for investors who are seeking*:</p>	<p>Scheme Riskometer</p>	<p>Benchmark Riskometer</p>
<ul style="list-style-type: none"> • To Generate Capital appreciation • To invest predominantly in Small cap portfolio of Equity Shares with growth potential. 		
<p>*Investors should consult their financial advisors if in doubt about whether the product is suitable for them</p>		

<p style="text-align: center;">LINKS</p>		
<p style="text-align: center;">Scheme Information Document Click here</p>	<p style="text-align: center;">Scheme One Pager Click here</p>	<p style="text-align: center;">quant Mutual Fund Website Click here</p>

<p style="text-align: center;">ALSO AVAILABLE ON</p>			

Disclaimer: All figures and data given in the document are dated unless stated otherwise. In the preparation of the material contained in this document, the AMC has used information that is publicly available, including information developed in-house. Some of the material used in the document may have been obtained from members/persons other than the AMC and/or its affiliates and which may have been made available to the AMC and/or to its affiliates. Information gathered and material used in this document is believed to be from reliable sources. The AMC however does not warrant the accuracy, reasonableness and / or completeness of any information. We have included statements / opinions / recommendations in this document, which contain words, or phrases such as “will”, “expect”, “should”, “believe” and similar expressions or variations of such expressions, that are “forward looking statements”. Actual results may differ materially from those suggested by the forward looking statements due to risk or uncertainties associated with our expectations with respect to, but not limited to, exposure to market risks, general economic and political conditions in India and other countries globally, which have an impact on our services and / or investments, the monetary and interest policies of India, inflation, deflation, unanticipated turbulence in interest rates, foreign exchange rates, equity prices or other rates or prices etc. The AMC (including its affiliates), the Mutual Fund, the trust and any of its officers, directors, personnel and employees, shall not liable for any loss, damage of any nature, including but not limited to direct, indirect, punitive, special, exemplary, consequential, as also any loss of profit in any way arising from the use of this material in any manner. The recipient alone shall be fully responsible/are liable for any decision taken on this material. Investors are advised to consult their own legal, tax and financial advisors to determine possible tax, legal and other financial implication or consequence of subscribing to the units of quant Mutual Fund. quant Money Managers Ltd. has no duty or obligation to update the information contained herein. Past performance may or may not be sustained in the future. This presentation, including the information contained herein, may not be copied, reproduced, republished, or posted in whole or in part, in any form without the prior written consent of quant Money Managers Ltd.

quant[®]
SMALL-CAP
FUND

quant Money Managers Limited

Corporate Office: 6th Floor, Sea Breeze Building, Appasaheb Marathe Marg, Prabhadevi, Mumbai - 400 025.

Tel: +91 22 6295 5000 | Whatsapp: +91 9920 21 22 23 | E-mail: help.investor@quant.in | help.distributor@quant.in | www.quantmutual.com