



quant[®]

TAX PLAN

(An open ended equity linked saving scheme with a statutory lock in of 3 years and tax benefit)

quant[®]

multi asset, multi manager



Invest in our philosophy
active | absolute | unconstrained

Under Section 80C of the Income Tax Act, investments in tax saving (or planning) mutual funds qualify for tax deductions of up to Rs. 1.5 lakh in a financial year

MINIMUM INVESTMENT:

PLANS AND OPTIONS:

Regular / Direct: Growth and IDCW
(Payout and Re-investment)

LUMPSUM

Rs. 500/-

SUBSEQUENT INVESTMENT

Rs. 500/-

SYSTEMATIC INVESTMENT PLAN (SIP)

Weekly: Rs. 500/- (Wednesday)

Fortnightly: Rs. 500/- (alternate Wednesday)

Monthly: Rs. 500/-

Quarterly: Rs. 500/-

and in multiples of Re. 1/- thereafter

LOAD STRUCTURE:

Entry: Nil

Exit: Nil (Lock-in of 3 years being ELSS)

BENCHMARK INDEX:

NIFTY 500 TRI

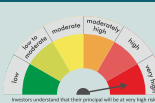
FUND MANAGERS:

Ankit Pande | Vasav Sahgal

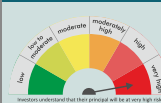
This Product is suitable for investors who are seeking*

- Capital appreciation over long term
- Investments in equity and equity related securities

Scheme Riskometer



Benchmark Riskometer



Disclaimer: This brochure is for general reading purpose only and is not meant to serve as a professional guide. This document has been prepared on the basis of publicly available information, internally developed data and other sources believed to be reliable. The Sponsor, the Investment Manager, the Trustee or any of their respective directors, employees, affiliates or representatives ("entities & their affiliates") do not assume any responsibility for, or warrant the authenticity, accuracy, completeness, adequacy and reliability of such information. Whilst no action has been solicited based upon the information provided herein; due care has been taken to ensure that the facts are accurate and opinions given are fair and reasonable. This information is not intended to be an offer or solicitation for the purchase or sale of any financial product or instrument. Recipients of this information are advised to rely on their own analysis, interpretations & investigations. Readers are also advised to seek independent professional advice order to arrive at an informed investment decision. Entities & their affiliates shall not be liable for any direct, indirect, special, incidental, consequential, punitive or exemplary damages, including loss of profits, arising in any way from the information contained in this material. Entities & their affiliates including persons involved in the preparation or issuance of this material may from time to time have long or short positions in and buy or sell the securities there of, of company (es)/ specific economic sectors mentioned herein. quant Money Managers Ltd. has no duty or obligation to update the information contained herein. Past performance may or may not be sustained in the future. This brochure, including the information contained herein, may not be copied, reproduced, republished, or posted in whole or in part, in any form without the prior written consent of quant Money Managers Ltd.

*Investors should consult their financial advisers if in doubt about whether the product is suitable for them

Investment Approach



Well diversified equity strategy with a flexible market cap/ sector agnostic approach.



Sector agnostic investment approach.



Stock selection process uses **unconstrained approach, allowing exploration of better returns potential.**

Reasons to Buy

- **Triple benefit** of wealth building, tax saving, and lowest lock-in period among the 80C options.
- **Higher wealth creation potential** as assets can be deployed in equities for long term due to 3 years lock-in period.
- **Low investment amount** of Rs. 500/-.
- **Investment track record of over 20 years.**

VLRT Framework | Adaptive Money Management

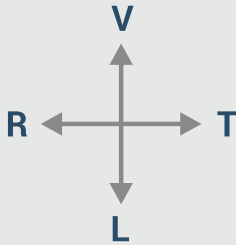
Being Relevant with 'predictive analytics'

VALUATION ANALYTICS

Knowing the difference between price and value.

RISK APPETITE ANALYTICS

Perceiving what drives market participants to certain actions and reactions.



TIMING

Being in sync with the waves of value and behaviour

LIQUIDITY ANALYTICS

Understanding the flow of money across asset classes.

The core engine that drives us and sets us apart is a **robust and differentiated investment framework that enables us to see beyond the horizon and stay relevant.** Our unique analytical framework for enabling 'predictive analytics' encompasses all available asset classes and sectors, formulating a multi-dimensional research perspective.

Why multi-dimensional?

The markets are a complex, dynamic system. There is no one formula or strategy or perspective that can consistently outperform **A diverse set of variables and participants are continuously interacting with each other in myriad ways.**

In the face of this uncertainty and complexity, instead of limiting ourselves to any one school of thought **we have found consistent success by studying markets along four dimensions: Valuation, Liquidity, Risk Appetite, and Time [VLRT].**

Top 10 Holdings

Stocks	% of Net Assets
Ambuja Cements Ltd	8.20
State Bank of India	7.21
ITC Limited	6.87
Larsen & Toubro Limited	6.26
Adani Ports & Special Economic Zone Ltd	6.25
Adani Enterprises Limited	6.00
Patanjali Foods Limited	5.45
NTPC Limited	5.31
Indian Hotels Co Ltd	3.07
Vedanta Limited	2.86
Total of Top 10 Holdings	57.48

Top 10 Sectors

Sectors	% Weightage
Banks	9.93
Cement & Cement Products	9.70
Construction	8.34
Agricultural Food & other Products	7.01
Diversified FMCG	6.87
Transport Infrastructure	6.25
Metals & Minerals Trading	6.00
Power	5.31
Telecom - Services	4.95
Entertainment	3.45

(Data as on August 30, 2022)