

quant

TECK FUND

Tech, Media & Telecom (TMT)

(An open ended equity scheme investing in technology-centric companies)

## Portfolio of Innovative Minds

### Invest in our philosophy active | absolute | unconstrained

#### PLANS AND OPTIONS:

**Regular / Direct:** Growth and IDCW  
(Payout and Re-investment)

#### LUMP SUM

Rs. 5,000/-

#### SUBSEQUENT INVESTMENT

Rs. 1,000/-

#### MINIMUM INVESTMENT:

#### SYSTEMATIC INVESTMENT PLAN (SIP)

**Weekly:** Rs. 1,000/- (Wednesday)

**Fortnightly:** Rs. 1,000/- (alternate Wednesday)

**Monthly:** Rs. 1,000/-

**Quarterly:** Rs. 3,000/-

and in multiples of Re. 1/- thereafter

#### LOAD STRUCTURE:

**Entry:** Nil | **Exit:** 1% for 15 days

#### BENCHMARK INDEX:

S&P BSE TECK TRI

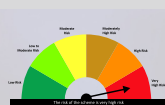
#### FUND MANAGERS:

Sandeep Tandon, Ankit Pande, Varun Pattani,  
Ayusha Kumbhat, Yug Tibrewal, Sameer Kate,  
Sanjeev Sharma

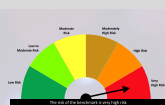
This Product is suitable for investors who are seeking\*

- Capital appreciation over long term
- To generate consistent returns by investing in equity and equity related instruments of technology-centric companies

#### Scheme Riskometer



#### Benchmark Riskometer



**Disclaimer:** This brochure is for general reading purpose only and is not meant to serve as a professional guide. This document has been prepared on the basis of publicly available information, internally developed data and other sources believed to be reliable. The Sponsor, the Investment Manager, the Trustee or any of their respective directors, employees, affiliates or representatives ("entities & their affiliates") do not assume any responsibility for, or warrant the authenticity, accuracy, completeness, adequacy and reliability of such information. Whilst no action has been solicited based upon the information provided herein; due care has been taken to ensure that the facts are accurate and opinions given are fair and reasonable. This information is not intended to be an offer or solicitation for the purchase or sale of any financial product or instrument. Recipients of this information are advised to rely on their own analysis, interpretations & investigations. Readers are also advised to seek independent professional advice order to arrive at an informed investment decision. Entities & their affiliates shall not be liable for any direct, indirect, special, incidental, consequential, punitive or exemplary damages, including loss of profits, arising in any way from the information contained in this material. Entities & their affiliates including persons involved in the preparation or issuance of this material may from time to time have long or short positions in and buy or sell the securities there of, of company (ies)/ specific economic sectors mentioned herein. quant Money Managers Ltd. has no duty or obligation to update the information contained herein. Past performance may or may not be sustained in the future. This brochure, including the information contained herein, may not be copied, reproduced, republished, or posted in whole or in part, in any form without the prior written consent of quant Money Managers Ltd.

\*Investors should consult their financial advisers if in doubt about whether the product is suitable for them

Mutual funds are subject to market risk, please read all scheme related documents carefully.

## Investment Approach



Invests minimum 80% in the TMT theme, which includes consulting companies, digital service providers, data and data solution providers, fintech companies, internet companies, IT software/ hardware/ infrastructure/ services companies, media companies, platform/ aggregator services companies, telecom and related software & infrastructure companies



Money Flow Analytics to invest in sectors and companies that are expected to benefit from the telecom and media industry which is already emerging as a backbone of the consumption theme



Risk mitigating VLRT Framework and Predictive Analytics tools will be utilized to dynamically manage known risks and identify investment opportunities

## Reasons to Buy



Investors wishing to participate in opportunities across TMT focus and innovation driven sectors



For long-term investors seeking a dedicated investment approach to the TMT sectors in India, and willing to invest in companies which can benefit from India's superior positioning as a burgeoning center of software and technological innovation



The technology sector is one of the fastest-growing industries in the world. Global spending on information technology is expected to reach tens of trillions of dollars in the years to come



Holistic exposure to TMT sectors ranging from semiconductors to automation provides several investment opportunities from the technology ecosystem

## VLRT Framework| Adaptive Money Management

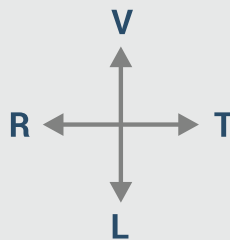
*Being Relevant with 'predictive analytics'*

### VALUATION ANALYTICS

Knowing the difference between price and value.

### RISK APPETITE ANALYTICS

Perceiving what drives market participants to certain actions and reactions.



### TIMING

Being in sync with the waves of value and behaviour

### LIQUIDITY ANALYTICS

Understanding the flow of money across asset classes.

The core engine that drives us and sets us apart is a robust and differentiated investment framework that enables us to see beyond the horizon and stay relevant. Our unique analytical framework for enabling 'predictive analytics' encompasses all available asset classes and sectors, formulating a multi-dimensional research perspective.

#### Why multi-dimensional?

The markets are a complex, dynamic system. There is no one formula or strategy or perspective that can consistently outperform. **A diverse set of variables and participants are continuously interacting with each other in myriad ways.**

In the face of this uncertainty and complexity, instead of limiting ourselves to any one school of thought **we have found consistent success by studying markets along four dimensions: Valuation, Liquidity, Risk Appetite, and Time [VLRT].**

## Top 10 Holdings

Stocks	% of Net Assets
Jio Financial Services Limited	10.71
Newgen Software Technologies Limited	9.76
Tata Communications Limited	9.46
PB Fintech Limited	9.38
HFCL Limited	9.35
Redington Limited	8.87
Indus Towers Limited	8.83
SUN TV Network Limited	8.21
Tanla Platforms Limited	6.21
Sasken Technologies Limited	3.20
<b>Total of Top 10 Holdings</b>	<b>83.97</b>

## Top 10 Sectors

Sectors	% Weightage
Telecom - Services	27.63
IT - Software	16.96
Finance	10.71
Financial Technology (Fintech)	9.38
Commercial Services & Supplies	8.87
Entertainment	8.21
IT - Services	6.25
Retailing	2.54

(Data as on May 30, 2025)

quant Mutual Fund | 6th floor, sea breeze building, appasaheb marathe marg, prabhadevi, mumbai - 400 025.  
tel: +91 22 6295 5000 | whatsapp message: +91 99 20 21 22 23 | help.investor@quant.in | help.distributor@quant.in

Mutual funds are subject to market risk, please read all scheme related documents carefully.