



*Real **Value** lies
Beneath the Surface*

Invest in our philosophy

active | absolute | unconstrained

PLANS AND OPTIONS:

Regular / Direct: Growth and IDCW
(Payout and Re-investment)

LUMP SUM

Rs. 5,000/-

SUBSEQUENT INVESTMENT

Rs. 1,000/-

MINIMUM INVESTMENT:

SYSTEMATIC INVESTMENT PLAN (SIP)

Weekly: Rs. 1,000/- (Wednesday)

Fortnightly: Rs. 1,000/- (alternate Wednesday)

Monthly: Rs. 1,000/-

Quarterly: Rs. 3,000/-

and in multiples of Re. 1/- thereafter

LOAD STRUCTURE:

Entry: Nil | **Exit:** 1% for 15 days

BENCHMARK INDEX:

NIFTY 500 TRI

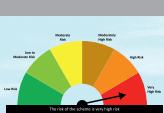
FUND MANAGERS:

Sandeep Tandon, Ankit Pande, Varun Pattani,
Ayusha Kumbhat, Yug Tibrewal, Sameer Kate,
Sanjeev Sharma

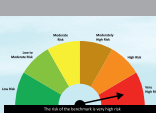
This Product is suitable for
investors who are seeking*

- Capital appreciation over long term
- Investments in a well-diversified portfolio of value stocks

Scheme Riskometer



Benchmark Riskometer



Disclaimer: This brochure is for general reading purpose only and is not meant to serve as a professional guide. This document has been prepared on the basis of publicly available information, internally developed data and other sources believed to be reliable. The Sponsor, the Investment Manager, the Trustee or any of their respective directors, employees, affiliates or representatives ("entities & their affiliates") do not assume any responsibility for, or warrant the authenticity, accuracy, completeness, adequacy and reliability of such information. Whilst no action has been solicited based upon the information provided herein; due care has been taken to ensure that the facts are accurate and opinions given are fair and reasonable. This information is not intended to be an offer or solicitation for the purchase or sale of any financial product or instrument. Recipients of this information are advised to rely on their own analysis, interpretations & investigations. Readers are also advised to seek independent professional advice order to arrive at an informed investment decision. Entities & their affiliates shall not be liable for any direct, indirect, special, incidental, consequential, punitive or exemplary damages, including loss of profits, arising in any way from the information contained in this material. Entities & their affiliates including persons involved in the preparation or issuance of this material may from time to time have long or short positions in and buy or sell the securities there of, of company (ies)/ specific economic sectors mentioned herein. quant Money Managers Ltd. has no duty or obligation to update the information contained herein. Past performance may or may not be sustained in the future. This brochure, including the information contained herein, may not be copied, reproduced, republished, or posted in whole or in part, in any form without the prior written consent of quant Money Managers Ltd.

*Investors should consult their financial advisers if in doubt about whether the product is suitable for them

Investment Approach



Combination of **multi-dimensional research and predictive analytics** to zero down on the **true picture of intrinsic value**.



Distinguish **temporary cycles from permanent shifts**, allowing for better selection of value stocks.



Under-owned and under-researched stocks exhibiting future growth potential are picked for evaluation and filtered for selection.



Stock selection process uses **unconstrained approach**, allowing exploration of better returns potential.

Reasons to Buy



Ideal for investors desiring to **participate in the value unlocking process** of fundamentally strong companies.



High conviction research process that goes beyond the normal factors of evaluation and identification of value stocks.



Dynamic money management to smoothen returns when value factors are underperforming.



Quantification of investors' overreactions to **identify neglected stocks that show immense potential for a value rebound**.

VLRT Framework | Adaptive Money Management

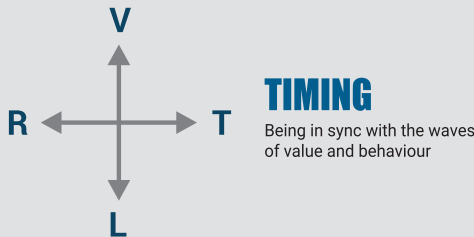
Being Relevant with 'predictive analytics'

VALUATION ANALYTICS

Knowing the difference between price and value.

RISK APPETITE ANALYTICS

Perceiving what drives market participants to certain actions and reactions.



TIMING

Being in sync with the waves of value and behaviour

LIQUIDITY ANALYTICS

Understanding the flow of money across asset classes.

The **core engine that drives us and sets us apart is a robust and differentiated investment framework that enables us to see beyond the horizon and stay relevant**. Our unique analytical framework for enabling 'predictive analytics' encompasses all available asset classes and sectors, formulating a multi-dimensional research perspective.

Why multi-dimensional?

The markets are a complex, dynamic system. There is no one formula or strategy or perspective that can consistently outperform. **A diverse set of variables and participants are continuously interacting with each other in myriad ways.**

In the face of this uncertainty and complexity, instead of limiting ourselves to any one school of thought **we have found consistent success by studying markets along four dimensions: Valuation, Liquidity, Risk Appetite, and Time [VLRT].**

Top 10 Holdings

Stocks	% of Net Assets
Reliance Industries Limited	9.91
ITC Limited	9.38
Life Insurance Corporation Of India	8.43
Larsen & Toubro Limited	6.40
Jio Financial Services Limited	6.19
Piramal Enterprises Limited	5.84
Tata Power Company Limited	4.93
HDFC Life Insurance Co Ltd	3.45
Himadri Speciality Chemical Limited	2.99
Aditya Birla Fashion And Retail Ltd	2.74
Total of Top 10 Holdings	60.25

Top 10 Sectors

Sectors	% Weightage
Finance	12.03
Insurance	11.88
Construction	10.10
Petroleum Products	9.91
Diversified FMCG	9.38
Power	9.17
Chemicals & Petrochemicals	4.77
Retailing	2.74
Healthcare	2.72
Personal Products	2.54

(Data as on March 28, 2025)

quant Mutual Fund | 6th floor, sea breeze building, appasaheb marathe marg, prabhadevi, mumbai - 400 025.
tel: +91 22 6295 5000 | whatsapp message: +91 99 20 21 22 23 | help.investor@quant.in | help.distributor@quant.in

Mutual funds are subject to market risk, please read all scheme related documents carefully.